

**GOVERNMENT OF MEGHALAYA
DIRECTORATE OF AGRICULTURE & FARMERS' WELFARE**

NO. AGR/ME-4/2010-2011/Pt-II/58

Dated Shillong, the May, 2023

From, The Director of Agriculture
Government of Meghalaya

To, ✓ The Managing Director
Meghalaya Co-Operative Apex Bank,
Cum - Member Secretary, Technical Committee for fixing Scale of Finance
M.G. Road, Shillong 793001

Sub: Fixation of Scale of Finance for the Year 2023-24.

Ref: No. MCAB/HO/ACD/SCSLE OF FINANCE/2016/23(2) 2023 Dated 26/04/2023


Sir/Madam,

In inviting a reference to your letter and subject cited above, I am to submit herewith the Scale of Finance for Agriculture Crop (kharif & Rabi) for the Year 2023-24 for favour of your kind information and further placing before the State Level Technical Committee (SLTC).

This is for favour of your kind information and needful.

Encl: As stated

Yours faithfully,



**Director of Agriculture
Meghalaya, Shillong.**

MEMO NO. AGR/ME-4/2010-2011/Pt-II/58-A

Dated Shillong, the May, 2023

Copy to.

1. The Commissioner & Secretary to the Government of Meghalaya, Agriculture Department etc. for favour of kind information
2. The Director Institutional Finance & ex-officio Secretary to the Government of Meghalaya, Finance (EA) Department, for favour of kind information
3. The Director of Horticulture, Government of Meghalaya, for favour of kind information
4. The Deputy Secretary to the Government of Meghalaya, Agriculture Department etc. for favour of kind information
5. Office Copy


**Director of Agriculture
Meghalaya, Shillong**

**COST OF CULTIVATION PER ACRE
FOR KHARIF AGRICULTURAL CROPS FOR THE YEAR 2023-24**

STATEMENT - I


SL No.	Name of Crops	Tillage (Power Tiller) @ 60% subsidy	Seed			FYM/Manure		BIO FERTILIZERS		Bio control (plant Protection) (in Rs.)	Labours		Irrigation (Rs)	Cost of Cultivation (In Rs.) Column 3 to 13	20% for household consumption during agricultural Operations	Grand Total Cost of cultivation inclusive 20% Household consumption (Column 15)	Expected Yield (Qntl)	Rate /Qntl	Total Value of Produce	Net Returns (Rs)	Scale of Finance
			Kg	(Rs)/Kg	Total Amount	Quantity (MT)	Amt. per MT ₹ 1,500	Quantity (In Kgs)	Amt /Kg ₹ 100		Mandays	Amt. Rs.									
1	2	3	4	5	6	7	8	9	10	11	12	13	14	15	16	17	18	19	20	21	22
1	<i>Paddy (HYV)</i>	1000	16	48	768	10	15,000	2	200	2,000	60	23,700		42,668	8,534	51,202	14	4,000	56,000	13,332	Rs. 51,202
2	<i>Paddy (HYBRID)</i>	1000	10	355	3,550	10	15,000	2	200	2,000	60	23,700		45,450	9,090	54,540	20	4,000	80,000	34,550	Rs. 54,540
3	<i>Paddy (Local)</i>	1000	20	36	720	10	15,000	2	200	2,000	60	23,700		42,620	8,524	51,144	10	5,000	50,000	7,380	Rs. 51,144
4	<i>Maize (HYV)</i>	1000	12	100	1,200	10	15,000	2	200	2,000	40	15,800		35,200	7,040	42,240	15	2,900	43,500	8,300	Rs. 42,240
5	<i>Maize (HYBRID)</i>	1000	10	200	2,000	10	15,000	2	200	2,000	40	15,800		36,000	7,200	43,200	20	2,900	58,000	22,000	Rs. 43,200
6	<i>Soyabean</i>	1000	25	110	2,750	4	6,000	1	100	1,000	20	7,900		18,750	3,750	22,500	7	3,500	24,500	5,750	Rs. 22,500
7	<i>Jute</i>	1000	7	140	980	6	9,000	1	100	2,000	30	11,850		24,930	4,986	29,916	10	3,300	33,000	8,070	Rs. 29,916


Director of Agriculture
Meghalaya, Shillong

COST OF CULTIVATION PER ACRE
FOR RABI AGRICULTURAL CROPS FOR THE YEAR 2023-24

STATEMENT II

SL No.	Name of Crops	Tillage (Power Tiller) @ 60% subsidy	Seed			FYM/Manure		BIO FERTILIZERS		Bio control (plant Protection) (in Rs.)	Labours		Irrigation (Rs)	Cost of Cultivation (In Rs.)	20% for household consumption during agricultural Operations	Grand Total Cost of cultivation inclusive 20% Household consumption (Column 15)	Expected Yield (Qntl)	Rate /Qntl	Total Value of Produce	Net Returns (Rs)	Scale of Finance
			Kg	(Rs)/Kg	Total Amount	Quantity (MT)	Amt. per MT ₹ 1,500	Quantity (In Kgs)	Amt /Kg ₹ 100		Mandays ₹ 395.00	Amt. Rs.									
1	2	3	4	5	6	7	8	9	10	11	12	13	14	15	16	17	18	19	20	21	22
1	<i>Paddy (HYV)</i>	1000	16	48	768	10	15,000	2	200	2,000	60	23,700	2300	44,968	8,994	53,962	14	4,000	56,000	11,032	Rs. 53,962
2	<i>Paddy (HYBRID)</i>	1000	10	355	3,550	10	15,000	2	200	2,000	60	23,700	2300	47,750	9,550	57,300	20	4,000	80,000	32,250	Rs. 57,300
3	<i>Maize (HYV)</i>	1000	12	156	1,872	10	15,000	2	200	2,000	40	15,800	1150	37,022	7,404	44,426	15	3,500	52,500	15,478	Rs. 44,426
4	<i>Maize (HYBRID)</i>	1000	10	262	2,620	10	15,000	2	200	2,000	40	15,800	1150	37,770	7,554	45,324	20	3,500	70,000	32,230	Rs. 45,324
5	<i>Wheat (HYV)</i>	1000	40	47.13	1,885	5	7,500	2	200	1,500	40	15,800	1150	29,035	5,807	34,842	12	3,000	36,000	6,965	Rs. 34,842
6	<i>Pulses</i>																				
	<i>a) Black Gram</i>		8	150	1,200	4	6,000	1	100	1,000	40	15,800	575	24,675	4,935	29,610	4	8,000	32,000	7,325	Rs. 29,610
	<i>b) Green Gram</i>		8	150	1,200	4	6,000	1	100	1,000	40	15,800	575	24,675	4,935	29,610	4	10,000	40,000	15,325	Rs. 29,610
	<i>c) Field Pea</i>		32	145	4,640	4	6,000	1	100	1,000	40	15,800	575	28,115	5,623	33,738	7	13,000	91,000	62,885	Rs. 33,738
	<i>d) Cow Pea</i>		32	100	3,200	4	6,000	1	100	1,000	40	15,800	575	26,675	5,335	32,010	4	8,000	32,000	5,325	Rs. 32,010
	<i>e) Lentil</i>		10	150	1,500	4	6,000	1	100	1,000	40	15,800	575	24,975	4,995	29,970	4	9,500	38,000	13,025	Rs. 29,970
	<i>f) Kidney beans</i>		20	47.13	943	4	6,000	1	100	1,000	40	15,800	575	24,418	4,884	29,301	4	10,000	40,000	15,582	Rs. 29,301
7	<i>Mustard</i>		2.4	97.5	234	6	9,000	1	100	1,000	30	11,850	920	23,104	4,621	27,725	4	12,000	48,000	24,896	Rs. 27,725



 Director of Agriculture
 Meghalaya, Shillong

STATEMENT INDICATING THE INCREASE/DECREASE IN THE SCALE OF FINANCE FOR KHARIF CROPS

SL No.	Name of Crops	2022-23		2023-24		Increase/ decrease in the Cost of Cultivation	% of Increase/ decrease in the Cost of Cultivation	Increase/ decrease in the scale of Finance	% of Increase/ decrease in the scale of Finance
		Cost of Cultivation (In Rs.)	Scale of Finance	Cost of Cultivation (In Rs.)	Scale of Finance				
1	<i>Paddy (HYV)</i>	41,348	49,618	42,668	51,202	1,320	3.19%	1,584	3.19%
2	<i>Paddy (HYBRID)</i>	44,130	52,956	45,450	54,540	1,320	2.99%	1,584	2.99%
3	<i>Paddy (Local)</i>	41,300	49,560	42,620	51,144	1,320	3.20%	1,584	3.20%
4	<i>Maize (HYV)</i>	34,320	41,184	35,200	42,240	880	2.56%	1,056	2.56%
5	<i>Maize (HTBRID)</i>	35,120	42,144	36,000	43,200	880	2.51%	1,056	2.51%
6	<i>Soyabean</i>	18,310	21,972	18,750	22,500	440	2.40%	528	2.40%
7	<i>Jute</i>	24,270	29,124	24,930	29,916	660	2.72%	792	2.72%

STATEMENT INDICATING THE INCREASE/DECREASE IN THE SCALE OF FINANCE FOR RABI CROPS

SL No.	Name of Crops	2022-23		2023-24		Increase/ decrease in the Cost of Cultivation	% of Increase/ decrease in the Cost of Cultivation	Increase/ decrease in the scale of Finance	% of Increase/ decrease in the scale of Finance
		Cost of Cultivation (In Rs.)	Scale of Finance	Cost of Cultivation (In Rs.)	Scale of Finance				
1	<i>Paddy (HYV)</i>	43,348	52,018	44,968	53,962	1,620	3.74%	1,944	3.74%
2	<i>Paddy (HYBRID)</i>	46,130	55,356	47,750	57,300	1,620	3.51%	1,944	3.51%
3	<i>Maize (HYV)</i>	35,992	43,190	37,022	44,426	1,030	2.86%	1,236	2.86%
4	<i>Maize (HTBRID)</i>	36,740	44,088	37,770	45,324	1,030	2.80%	1,236	2.80%
5	<i>Wheat (HYV)</i>	28,005	33,606	29,035	34,842	1,030	3.68%	1,236	3.68%
	<i>Pulses</i>	-	-						
	<i>a) Black Gram</i>	23,720	28,464	24,675	29,610	955	4.03%	1,146	4.03%
	<i>b) Green Gram</i>	23,720	28,464	24,675	29,610	955	4.03%	1,146	4.03%
	<i>c) Field Pea</i>	27,160	32,592	28,115	33,738	955	3.52%	1,146	3.52%
	<i>d) Cow Pea</i>	25,720	30,864	26,675	32,010	955	3.71%	1,146	3.71%
	<i>e) Lentil</i>	24,020	28,824	24,975	29,970	955	3.98%	1,146	3.98%
	<i>f) Kidney beans</i>	23,463	28,155	24,418	29,301	955	4.07%	1,146	4.07%
7	<i>Mustard</i>	22,324	26,789	23,104	27,725	780	3.49%	936	3.49%


 Director of Agriculture
 Meghalaya, Shillong