

**Manipur State  
Selected Economic Indicators.**

Sl. No.	Items	Ref. Year	Unit	Particulars
1.	Geographical Area	2011 Census	'000 Sq. Km.	22.327
2.	Population	2011 Census	Lakh No.	27.22
3.	Density	-do-	Persons per Sq. Km.	121
4.	Sex Ratio	-do-	Females per '000 Males	987
5.	Percentage of Urban Population to the total population	-do-	Percentage	43
6.	Average Annual Exponential Growth Rate	2001-2011	-do-	1.86%
7.	Population Below Poverty Line (As per Planning Commission estimates)	1999-2000	-do-	28.54%
8.	Literacy rate : (i) Persons (ii) Male (iii) Female	2011 Census	-do-	i) 79.85% ii) 85.48% iii) 77.15%
9.	Gross State Domestic Product (GSDP) at factor cost : (i) At current prices (ii) At constant (1993-94) prices	2004-05 to 2010-2011 (Q) -do-	Rs. in crore -do-	9198.14 7184.09
10.	Net State Domestic Product (NSDP) at factor cost (i) At current prices (ii) At constant (1993-94) prices	-do- -do-	-do- -do-	8228.31 6548.20
11.	Per Capita NSDP (i) At current prices (ii) At constant (1993-94) prices	2003-2004	Rupees -do-	29684 23298
12.	Index of Agricultural Production (Base: Triennium ending 1981-82=100)	2002-2003 (P)	-	3325
13.	Total cropped area	1999-2000	Lakh hectare	1,65,787
14.	Net area sown	-do-	-do-	1,55,232
15.	Index of Industrial Production (Base : 1993-94=100)	2002-2003 (P)	-	502
16.	Post office per lakh population	2017 (December)	No.	25.75
17.	All scheduled commercial banks per lakh population	2017 (December)	Nos.	6.87
18.	Employment on organised sector	2002 (P)	'000 Nos.	80
19.	(i) Public Sector	-do-	-do-	70
20.	(ii) Private Sector	-do-	-do-	10

**Districtwise Population, Sex-ratio, Density etc (As per 2011 Census).**

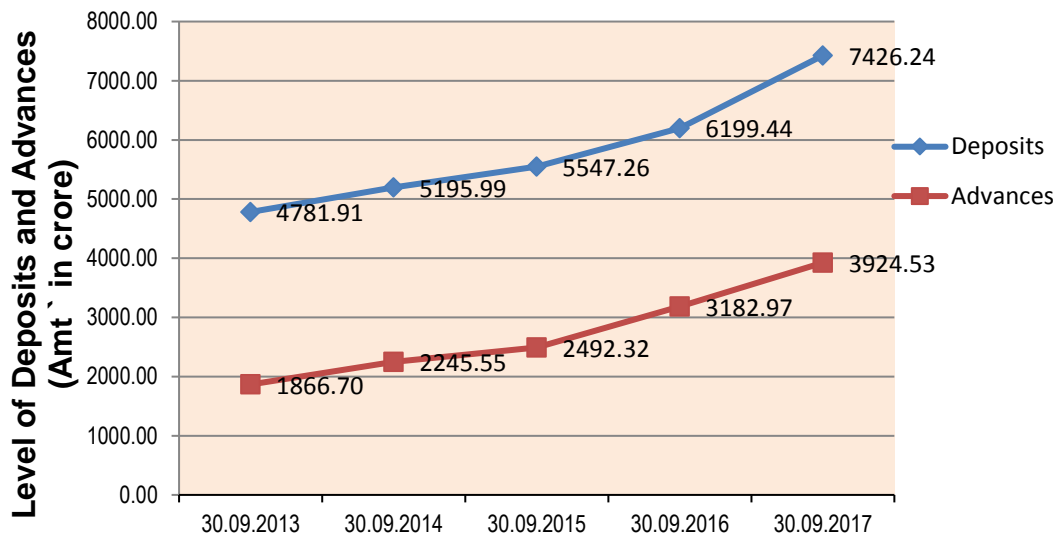
Sl. No.	DISTRICT	Population	Sex Ratio per '000 males	Density per Sq. Km.	Scheduled Caste			Scheduled Tribe		
					Total	Male	Female	Total	Male	Female
1.	THOUBAL	4,20,517	998	708	33,969	16,640	17,329	4,274	2,200	2,074
2.	CHANDEL	1,44,028	981	36	210	107	103	1,08,779	54,692	54,087
3.	CHURANDPUR	2,71,274	944	50	205	179	26	2,12,482	1,07,002	1,05,480
4.	SENAPATI	3,54,972	935	87	238	143	95	1,22,791	61,785	61,006
5.	IMPHAL WEST	5,14,683	1004	856	13,276	6,646	6,630	21,118	10,478	10,640
6.	IMPHAL EAST	4,52,661	991	557	10,409	5,374	5,035	24,712	12,382	12,330
7.	BISHNUPUR	2,40,363	993	420	1,727	842	885	6,143	3,064	3,079
8.	TAMENGLONG	1,40,143	922	25	3	X	3	1,06,349	54,020	52,329
9.	UKHRUL	1,83,115	916	31	210	X	X	1,34,493	68,696	65,797
TOTAL										

**\*\* Information collected from respective state Govt. website...**

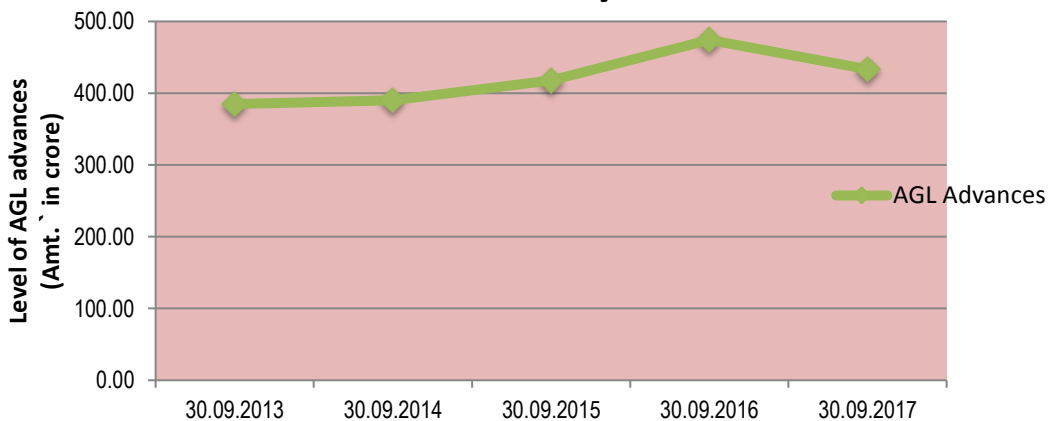
**MANIPUR STATE : ACHIEVEMENT VERSUS NATIONAL NORMS**  
**AS ON 30.09.2017**

PARAMETERS	NATIONAL NORMS (%)	State Position (%)
C D RATIO (including advance from NEDFI, SIDB & RIDF)	60	58
C D RATIO (excluding advance from NEDFI, SIDB & RIDF)	-	53
CREDIT + INV. : DEPOSIT RATIO	60	54
PRI. SECTOR ADV. TO TOTAL ADV.	40	65
AGL. ADV. TO TOTAL ADV.	18	13
Lending to Weaker Section	10	19

**Chart Level of Deposits and Credits in the state during the last five years**



**Level of AGL advances in the state during the last five years**



**AGENDA NOTES AND BACKGROUND PAPERS FOR  
MANIPUR SLBC MEETING**

**Agenda -1**

**Review of Banking Key Indicators of Manipur**

**BANKING KEY INDICATORS OF MANIPUR (data last three quarters)**

SI No	PARTICULARS	As on	As on	As on
1	Number of Branches	Quarter Ending 31.03.2017	Quarter Ending 30.06.2017	Quarter Ending 30.09.2017
	Rural	75	77	71*
	Semi Urban	44	44	44
	Urban	69	71	
	NEDFI, SIDB & RIDF	3	3	3
	IPPB	56	56	56
	Total	247	251	
2	Deposit ( Rs: Crores)	8093.55	7488.43	7426.24
3	Advances (NBC) (Rs: Crores)	3442.27	3691.71	3924.53
4	C.D. Ratio	43	49	58
5	Priority Sector Advances (NBC) (Rs.Crores)	2198.04	2316.29	2138.82
6	% of Priority Sector to Net Bank Credit (40%)	64	63	55
(a)	Total Agrl. Advances (Rs: Crores)	504.73	498.50	445.43
	% of Agrl. Advances to NBC (18%)	15	13	11
(b)	MSME (% to Net Bank Credit-NBC) (Rs: Crores)	(SSI) 437.33 (13%)	(SSI) 468.32 (13%)	641.80 (16%)
(c)	Education Advances (% to NBC) (Rs: Crores)	34.01 (0.99%)	31.82 (0.84%)	32.99 (0.81%)
(d)	Housing Advances (% to NBC) (Rs: Crores)	521.02 (15%)	540.96 (15%)	630.68 (16%)
(e)	Other Priority Sector Advances (% to Net Bank Credit-NBC) (Rs: Crores)	700.94 (20%)	776.71 (21%)	382.47 (10%)
	Total Priority Sector Advances (Rs: Crores)	2198.04 (64%)	2316.29 (63%)	2138.82 (54%)

\* MRB surrendered 6 branch licenses to RBI.

## **Development in Banking Operation in the State:**

**Deposits:** There is an overall decrease in aggregate deposits by ` 62.17 crores during the September, 2017 quarter over the June, 2017 quarter, which is a decreased of 0.83 %. A YOY increase of ` 1226.81 crores have been registered over September'16.

Details may be seen on page nos 6, 7, 34 & 35.

**Advances:** There is an increase of Rs. 232.82 crores in aggregate advances during September, 2017 quarter over the June, 2017 quarter level which is an increase of 6.31%. A YOY increased of ` 741.55 crores over September'16 level. Details may be seen on page nos. 6, 7, 34 & 35.

**Priority Sector Advances:** There is an aggregate decrease of ` 177.48 crores during September'17 quarter over the June'17 quarter which is a decreased of 7.66%. A YOY increased of ` 75.95 crores over September'16 level. Bankwise position of priority sector advances is given on page no 38.

### **C.D. Ratio:**

The CD ratio (CDR1) increased by 4% by 53% from last quarter. Some banks viz; BOI, CNB, CBI, HDF, PNB, SYB, UOB, IUCB and MSCB have crossed the level of 60% and other Banks viz; ALB, AXB, BAND, BOM, ICI, IDB, INB, SBI, UBI, UCO, MRB, MPCB and MWCB have achieved CD ratio above 40%. Details may be seen pages no. 6 & 7.

### **CD Ratio Districtwise Position:**

The District wise position of comparative CD ratios as on 30.06.2017 and 30.09.2017 are given hereunder.

Amt. ` in lakhs

Sl. No.	Name of the District	Business Figure as on 30.09.2017		C D Ratio (%)	
		Deposit	Advance	As on 30.06.2017	As on 30.09.2017
1	Thoubal	22171.85	17389.44	73	78
2	Kakching	8750.59	9053.40	97	103
3	Chandel	7385.00	7106.42	83	96
4	Tengnoupal	6845.32	5517.95	77	81
5	Churachandpur	48663.61	28815.62	56	59
6	Pherzawl	5.00	0.00	0	0
7	Senapati	20572.64	17690.10	85	86
8	Kangpokpi	11198.37	10299.29	96	92
9	Imphal West	490867.59	228750.69	43	47
10	Imphal East	74622.55	43022.05	55	58
11	Jiribam	3407.00	485.00	12	14
12	Bishnupur	18577.59	15330.26	75	83
13	Tamenglong	9866.37	2618.88	27	27
14	Noney	1520.51	779.85	50	51
15	Ukhrul	17535.47	5038.89	29	29
16	Kamjong	635.00	555.00	83	87
NEDFI, SIDB & RIDF		0.00	25992.75	NA	NA
<b>GRAND TOTAL</b>		<b>748842.71</b>	<b>395163.76</b>	<b>53</b>	<b>58</b>

### **Position of CD Ratio in Manipur State (An analysis as on 30.09.2017)**

**Credit Deposit ratio of all Banks (excluding SIDB, NEDFI & RIDF) in the state is 53 % against the National benchmark of 60%.**

- The CD ratios in the (8) districts viz; Bishnupur, Chandel, Kakching, Kangpokpi, Kamjong, Tengnoupal, Thoubal and Senapati are above 60%.
- CD Ratio was highest in Kakching followed by Chandel and Kangpokpi district.
- Other remaining districts viz; Churachandpur, Imphal East, Imphal West, Jiribam, Noney, Pherzawl, Tamenglong, and Ukhrul District, the CD ratios are below 60%. Pherzawl District is having lowest CD ratio of 0%.
- Banks which have CD ratios below 60% may initiate immediate steps to improve their positions.

## **BANK-WISE BUSINESS AND CREDIT DEPOSIT RATIO**

As on 30.09.2017

Amt. ` in lakhs

Bank	Deposit		Credit / Advances		Credit Utilization		Investment		CDR1	CDR2	CDR3
	No.	Amt.	No.	Amt.	No.	Amt.	No.	Amt.			
ALB	33798	11531.33	1683	6341.00	0	0.00	0	0.00	55	55	55
AXB	21430	47082.05	4520	23457.19	2	8846.45	0	0.00	50	69	69
BAND	9280	2362.57	5881	1052.44	0	0.00	0	0.00	45	45	45
BOB	48500	30483.00	1400	4847.80	0	0.00	0	0.00	16	16	16
BOI	22734	6206.92	1051	4920.77	0	0.00	0	0.00	79	79	79
BOM	6825	2461.31	140	1368.79	0	0.00	0	0.00	56	56	56
CNB	32596	5276.30	1935	4157.93	0	0.00	0	0.00	79	79	79
CBI	48593	16706.84	1343	10771.86	0	0.00	0	0.00	64	64	64
DNB	830	77.00	8	9.65	0	0.00	0	0.00	13	13	13
HDF	21235	19060.77	3044	11465.45	0	0.00	0	0.00	60	60	60
ICI	6870	12888.45	4327	5975.21	0	0.00	0	0.00	46	46	46
IDB	11459	6317.00	1586	2526.69	6	79.00	0	0.00	40	41	41
INB	1217	87.05	18	41.41	0	0.00	0	0.00	48	48	48
IIB	3600	2332.07	1	6.08	0	0.00	0	0.00	0	0	0
IOB	35568	9881.96	494	2802.72	0	0.00	0	0.00	28	28	28
PNB	27466	12359.34	7488	8662.58	0	0.00	0	0.00	70	70	70
PSB	17983	15096.87	794	5533.20	0	0.00	0	0.00	37	37	37
SBI	918756	319718.00	70249	182046.64	0	0.00	0	0.00	57	57	57
SYB	9842	1324.00	614	1405.40	0	0.00	0	0.00	106	106	106
UBI	447375	119983.17	10842	56274.49	0	0.00	0	0.00	47	47	47
UCO	75380	20812.07	5545	11374.92	0	0.00	0	0.00	55	55	55
UOB	7100	858.87	235	810.09	0	0.00	0	0.00	94	94	94
VJB	19531	10935.26	929	3197.86	0	0.00	0	0.00	29	29	29
YES	1301	1632.00	6	267.00	7	1100.00	0	0.00	16	84	84
<b>ASCB_TOL</b>	<b>1829269</b>	<b>675474.20</b>	<b>124133</b>	<b>349317.17</b>	<b>15</b>	<b>10025.45</b>	<b>0</b>	<b>0.00</b>	<b>52</b>	<b>53</b>	<b>53</b>
MRB	367760	24928.31	19317	11657.29	0	0.00	0	0.00	47	47	47
<b>RRB_TOL</b>	<b>367760</b>	<b>24928.31</b>	<b>19317</b>	<b>11657.29</b>	<b>0</b>	<b>0.00</b>	<b>0</b>	<b>0.00</b>	<b>47</b>	<b>47</b>	<b>47</b>
IUCB	106779	28253.97	3453	17021.07	0	0.00	26	38204.68	60	60	195
MSCB	140975	11927.78	12875	13361.49	0	0.00	0	0.00	112	112	112
MPCB	36556	733.81	321	422.55	0	0.00	0	0.00	58	58	58
MWCB	7405	1306.39	352	673.27	76	93.00	0	594.46	52	59	104
<b>CO-OP_TOL</b>	<b>291715</b>	<b>42221.95</b>	<b>17001</b>	<b>31478.38</b>	<b>76</b>	<b>93.00</b>	<b>26</b>	<b>38799.14</b>	<b>75</b>	<b>75</b>	<b>167</b>
<b>TOTAL</b>	<b>2488744</b>	<b>742624.46</b>	<b>160451</b>	<b>392452.84</b>	<b>91</b>	<b>10118.45</b>	<b>26</b>	<b>38799.14</b>	<b>53</b>	<b>54</b>	<b>59</b>
NEDFi				12194.00							
SIDB				904.64							
RIDF				25506.46							
<b>TOTAL</b>	<b>2488744</b>	<b>742624.46</b>	<b>160451</b>	<b>431057.94</b>	<b>91</b>	<b>10118.45</b>	<b>26</b>	<b>38799.14</b>	<b>58</b>	<b>59</b>	<b>65</b>

CDR1: CD ratio with Advance given by the bank

CDR2: CD ratio with Advance + Credit utilization in the state but sanctioned outside the state.

CDR3: CD ratio with Advance + Credit utilization + Investment by the bank

## Agenda: 2

### Credit Flow to Agriculture Sector

The following banks have registered performance above the benchmark of 18% in AGL lending viz; ALB, BAND, ICI, IDB, PNB, MRB, MSCB and MPCB. All other banks need to improve their AGL lending to at least a minimum level of 18%. The Bank wise performance under AGL Sector is furnished below and also on page nos 39, 45 & 46 of this booklet.

### ANALYSIS OF ADVANCES UNDER AGRICULTURE

As 30.09.2017

Amt. ` in lakhs

Sl. No.	Banks	No. of A/c	Total OS	Demand Raised	Recovery		Overdues		Gross NPA		New Loans	% to total Advance
					Amount	%	Amount	%	Amount	%		
1	ALB	297	1463.66	184.90	48.07	26	136.83	74	47.00	3	229.57	23
2	AXB	1363	2517.38	0.00	0.00	0	0.00	0	0.00	0	240.22	11
3	BAND	1191	195.04	0.00	0.00	0	0.00	0	0.00	0	135.45	19
4	BOB	0	368.00	0.00	0.00	0	0.00	0	0.00	0	360.00	8
5	BOI	419	307.36	0.50	0.50	100	0.00	0	0.00	0	244.99	6
6	BOM	3	13.20	0.00	0.00	0	0.00	0	0.00	0	0.00	1
7	CNB	491	550.81	8.15	0.00	0	8.15	100	143.78	26	67.05	13
8	CBI	829	1361.53	100.75	22.65	22	78.10	78	26.67	2	252.58	13
9	DNB	0	0.00	0.00	0.00	0	0.00	0	0.00	0	0.00	0
10	HDF	932	1537.75	70.97	51.60	73	19.37	27	10.09	1	505.07	13
11	ICI	4336	4983.43	0.00	0.00	0	0.00	0	0.00	0	4478.68	83
12	IDB	1312	797.71	17.46	13.17	75	4.29	25	486.09	61	60.00	32
13	INB	0	0.00	0.00	0.00	0	0.00	0	0.00	0	0.00	0
14	IIB	0	0.00	0.00	0.00	0	0.00	0	0.00	0	0.00	0
15	IOB	155	172.69	0.00	0.00	0	0.00	0	14.31	8	117.12	6
16	PNB	6825	5881.64	25.20	4.20	17	21.00	83	30.60	1	365.63	68
17	PSB	124	116.00	5.00	2.00	40	3.00	60	4.00	3	10.00	2
18	SBI	5652	6182.53	658.40	390.32	59	268.08	41	4921.76	80	261.71	3
19	SYB	13	26.72	0.00	0.00	0	0.00	0	17.67	66	1.00	2
20	UBI	6703	5901.30	305.06	185.50	61	119.56	39	119.59	2	1160.76	10
21	UCO	1130	1092.95	0.00	0.00	0	0.00	0	0.00	0	131.09	10
22	UOB	1	0.71	0.00	0.00	0	0.00	0	0.00	0	0.00	0
23	VJB	193	189.84	2.36	0.00	0	2.36	100	0.69	0	110.25	6
24	YES	0	0.00	0.00	0.00	0	0.00	0	0.00	0	0.00	0
<b>ASCB_TOL</b>		<b>31969</b>	<b>33660.25</b>	<b>1378.75</b>	<b>718.01</b>	<b>52</b>	<b>660.74</b>	<b>48</b>	<b>5822.25</b>	<b>17</b>	<b>8731.17</b>	<b>0</b>
25	MRB	12191	4274.32	324.79	238.98	74	85.81	26	190.14	4	1038.32	37
<b>RRB_TOL</b>		<b>12191</b>	<b>4274.32</b>	<b>324.79</b>	<b>238.98</b>	<b>74</b>	<b>85.81</b>	<b>26</b>	<b>190.14</b>	<b>4</b>	<b>1038.32</b>	<b>0</b>
26	IUCB	342	402.12	122.28	13.03	11	109.25	89	86.86	22	0.00	2
27	MSCB	5696	5889.35	2858.60	75.80	3	2782.80	97	5052.39	86	53.13	44
28	MPCB	190	203.27	16.42	10.08	61	6.34	39	0.00	0	203.27	48
29	MWCB	185	113.63	20.80	13.65	66	7.15	34	4.50	4	62.08	17
<b>CO-OP_TOL</b>		<b>6413</b>	<b>6608.37</b>	<b>3018.10</b>	<b>112.56</b>	<b>4</b>	<b>2905.54</b>	<b>96</b>	<b>5143.75</b>	<b>78</b>	<b>318.48</b>	<b>0</b>
<b>TOTAL</b>		<b>50573</b>	<b>44542.94</b>	<b>4721.64</b>	<b>1069.55</b>	<b>23</b>	<b>3652.09</b>	<b>77</b>	<b>11156.14</b>	<b>25</b>	<b>10087.97</b>	<b>0</b>
<b>LAST QUARTER DATA</b>												
<b>TOTAL</b>		<b>58643</b>	<b>49849.77</b>	<b>9467.12</b>	<b>2624.86</b>	<b>28</b>	<b>6842.26</b>	<b>72</b>	<b>11623.22</b>	<b>23</b>	<b>4813.64</b>	<b>14</b>



### Agenda 3: BANKWISE SUMMARY OF FINANCE TO MSME SECTOR

As on 30.09.2017

Amt. in lakhs

BANKS	MICRO (Upto Rs. 10 lakhs in service & Upto Rs. 25 lakhs in Manufacturing)						SMALL (Rs. 10 L- Rs. 2 Cr in service & Rs. 25 L- Rs. 5 Cr in Manufacturing)				MEDIUM (Rs. 2-5 crores in Services & Rs 5-10 crores in Manufacturing)				MSME TOTAL				
	Disbursal during the Qtr		Outstanding at end of Qtr		Sanctioned Under Mudra		Disbursal during the Qtr		Outstanding at end of Qtr		Disbursal during the Qtr		Outstanding at end of Qtr		SME Disbursements during the Qtr	Target for the F.Y.	Cumulative Disbursal till Qtr	Total O/s as on 31.03.2017	Total O/s At the end of Qtr
	NO.	AMT	NO.	AMT	NO.	AMT	NO.	AMT	NO.	AMT	NO.	AMT	NO.	AMT	A M O U N T O N L Y				
ALB	44	57.80	184	737.42	317	230.53	0	0.00	2	374.73	0	0.00	0	0.00	58	595	73	1807	1112
AXB	0	0.00	140	2572.11	0	0.00	0	0.00	0	0.00	0	0.00	0	0.00	0	1721	188	2591	2572
BAND	2776	713.29	4656	847.89	2944	700.00	0	0.00	0	0.00	0	0.00	0	0.00	713	14	713	581	848
BOB	0	143.72	0	253.72	231	178.84	0	180.50	0	0.00	0	0.00	0	0.00	324	1251	349	1030	254
BOI	47	129.35	557	1300.51	267	469.46	0	0.00	0	0.00	0	0.00	0	0.00	129	444	387	1942	1301
BOM	2	5.50	51	197.50	41	193.68	0	0.00	0	0.00	0	0.00	0	0.00	6	88	6	661	198
CNB	9	10.00	802	1013.76	104	51.78	0	0.00	0	0.00	0	0.00	0	0.00	10	214	204	1219	1014
CBI	130	335.85	1271	3474.13	265	173.16	0	0.00	178	1846.74	0	0.00	0	0.00	336	1085	426	5306	5321
DNB	3	1.62	3	1.56	3	1.62	0	0.00	0	0.00	0	0.00	0	0.00	2	29	2	0	2
HDF	40	90.22	484	1267.07	6	11.11	7	214.68	69	540.16	0	0.00	0	0.00	305	1218	985	3901	1807
ICI	0	0.00	4	26.00	744	290.05	12	269.28	21	295.12	0	0.00	0	0.00	269	488	477	118	321
IDB	60	746.68	188	1117.56	59	131.62	0	0.00	0	0.00	0	0.00	0	0.00	747	362	758	1186	1118
INB	0	0.00	0	0.00	2	1.80	0	0.00	0	0.00	0	0.00	0	0.00	0	29	0	0	0
IBB	0	0.00	0	0.00	0	0.00	0	0.00	0	0.00	0	0.00	0	0.00	0	68	0	0	0
IOB	6	9.00	123	701.26	73	150.31	0	0.00	64	34.77	0	0.00	0	0.00	9	469	66	953	736
PNB	27	15.10	385	1035.09	183	106.59	0	0.00	0	0.00	0	0.00	0	0.00	15	498	106	1331	1035
PSB	17	14.00	760	1637.00	32	36.00	0	0.00	0	0.00	0	0.00	0	0.00	14	952	139	2658	1637
SBI	99	534.60	6239	8776.47	3576	5293.17	19	892.22	149	8877.14	3	636.63	10	3241.10	2063	20372	6431	44683	20895
SYB	9	42.05	179	591.76	79	200.20	0	0.00	1	2.52	0	0.00	11	18.68	42	43	83	435	613
UBI	142	194.34	4631	10884.46	1359	1159.71	4	8.80	4	8.80	0	0.00	0	0.00	203	6775	1679	14917	10893
UCO	146	161.67	613	1063.63	251	176.45	0	0.00	0	0.00	0	0.00	0	0.00	162	1311	219	4723	1064
UOB	0	0.00	62	61.00	51	53.18	0	0.00	0	0.00	0	0.00	0	0.00	0	29	21	40	61
VJB	21	211.40	254	957.00	175	115.77	0	0.00	0	0.00	0	0.00	0	0.00	211	752	365	4057	957
YES	0	0.00	0	0.00	0	0.00	0	0.00	0	0.00	0	0.00	1	263.00	0	86	300	0	263
<b>ASCB_TOL</b>	<b>3578</b>	<b>3416.19</b>	<b>21586</b>	<b>38516.90</b>	<b>10762</b>	<b>9725.03</b>	<b>42</b>	<b>1565.48</b>	<b>488</b>	<b>11979.98</b>	<b>3</b>	<b>636.63</b>	<b>22</b>	<b>3522.78</b>	<b>5618</b>	<b>38893</b>	<b>13977</b>	<b>94140</b>	<b>54020</b>
MRB	958	1019.34	6465	5714.76	4510	3311.18	0	0.00	0	0.00	0	0.00	0	0.00	1019	1994	1425	5550	5715
<b>RRB_TOL</b>	<b>958</b>	<b>1019.34</b>	<b>6465</b>	<b>5714.76</b>	<b>4510</b>	<b>3311.18</b>	<b>0</b>	<b>0.00</b>	<b>0</b>	<b>0.00</b>	<b>0</b>	<b>0.00</b>	<b>0</b>	<b>0.00</b>	<b>1019</b>	<b>1994</b>	<b>1425</b>	<b>5550</b>	<b>5715</b>
IUCB	0	0.00	48	311.58	0	0.00	0	0.00	164	1077.86	0	0.00	11	145.02	0	1542	0	7849	1534
MSCB	7	40.00	2768	2717.61	3	7.50	0	0.00	0	0.00	0	0.00	0	0.00	40	749	156	5835	2718
MPCB	1	4.00	16	127.00	0	0.00	0	0.00	0	0.00	0	0.00	0	0.00	4	60	4	62	127
MWCB	0	0.00	0	0.00	0	0.00	0	0.00	45	66.07	0	0.00	0	0.00	0	43	59	288	66
<b>CO-OP_TOL</b>	<b>8</b>	<b>44.00</b>	<b>2832</b>	<b>3156.19</b>	<b>3</b>	<b>7.50</b>	<b>0</b>	<b>0.00</b>	<b>209</b>	<b>1143.93</b>	<b>0</b>	<b>0.00</b>	<b>11</b>	<b>145.02</b>	<b>44</b>	<b>2394</b>	<b>219</b>	<b>14033</b>	<b>4445</b>
<b>TOTAL</b>	<b>4544</b>	<b>4479.53</b>	<b>30883</b>	<b>47387.85</b>	<b>15275</b>	<b>13043.71</b>	<b>42</b>	<b>1565.48</b>	<b>697</b>	<b>13123.91</b>	<b>3</b>	<b>636.63</b>	<b>33</b>	<b>3667.80</b>	<b>6682</b>	<b>43281</b>	<b>15622</b>	<b>113723</b>	<b>64180</b>

An amount of Rs. 156.22 crores have been disbursed upto the September, 2017 quarter. The achievement is 36%.

## Agenda 4:

### Annual Credit Plan 2017-18 Bankwise: Target

Amt. ` in lakhs

Bank	Agriculture	KCC		Education Loan	Housing Loan	Renewable Energy	Social Infrastructure	MSME			Others	Priority Sec. Total	Non-Priority	Grand Total	SHG Linkage				JLG				
		AMT	NO.					AMT	AMT	AMT					AMT	AMT	AMT	AMT		Deposit Link		Credit Link	
																				No.	Amt.	No.	Amt.
ALB	790.00	680	350.00	75.00	219.00	8.80	17.30	381.00	214.00	0.00	39.90	1745.00	547.00	2292.00	25	0.25	12	4.04	12				
AXB	2907.00	1388	694.00	185.00	775.00	23.10	38.60	1069.00	452.00	200.00	120.30	5770.00	1683.00	7453.00	49	0.49	23	11.50	24				
BAND	115.00	160	80.00	10.00	10.00	3.00	3.00	14.00	0.00	0.00	0.00	155.00	10.00	165.00	6	0.06	1	0.50	1				
BOB	904.00	1110	555.00	155.00	637.00	15.80	18.30	762.00	289.00	200.00	93.90	3075.00	1120.00	4195.00	31	0.31	7	3.50	7				
BOI	1445.00	644	322.00	38.00	115.00	6.80	5.30	279.00	165.00	0.00	23.90	2078.00	309.00	2387.00	19	0.19	8	4.00	8				
BOM	58.00	80	40.00	11.00	46.00	3.00	3.00	53.00	35.00	0.00	6.00	215.00	81.00	296.00	6	0.06	1	0.50	1				
CNB	489.00	354	177.00	35.00	178.00	5.80	7.30	170.00	44.00	0.00	11.90	941.00	393.00	1334.00	25	0.25	12	6.00	12				
CBI	2132.00	1046	526.00	101.00	317.00	12.10	30.60	684.00	401.00	0.00	67.30	3745.00	801.00	4546.00	55	0.55	27	13.50	28				
DNB	21.00	30	15.00	10.00	17.00	3.00	3.00	29.00	0.00	0.00	2.00	85.00	29.00	114.00	6	0.06	1	0.50	1				
HDF	3169.00	1676	845.00	123.00	264.00	16.60	27.60	735.00	483.00	0.00	51.80	4870.00	1261.00	6131.00	43	0.43	19	9.50	20				
ICI	2926.00	1058	529.00	67.00	168.00	8.60	10.60	334.00	154.00	0.00	31.80	3700.00	501.00	4201.00	43	0.43	16	8.00	17				
IDB	245.00	320	160.00	43.00	180.00	6.00	6.00	224.00	138.00	0.00	26.00	868.00	322.00	1190.00	12	0.12	5	2.50	5				
INB	21.00	30	15.00	10.00	17.00	3.00	3.00	29.00	0.00	0.00	2.00	85.00	29.00	114.00	6	0.06	1	0.50	1				
IIB	46.00	64	32.00	10.00	37.00	3.00	3.00	41.00	27.00	0.00	5.00	172.00	64.00	236.00	6	0.06	1	0.50	1				
IOB	818.00	522	271.00	54.00	97.00	9.00	13.00	282.00	187.00	0.00	27.00	1487.00	476.00	1963.00	18	0.18	9	2.54	9				
PNB	1277.00	718	359.00	61.00	204.00	4.80	6.30	312.00	186.00	0.00	32.90	2084.00	358.00	2442.00	19	0.19	8	4.00	8				
PSB	583.00	592	296.00	82.00	317.00	5.40	5.90	572.00	380.00	0.00	60.70	2006.00	402.00	2408.00	26	0.26	9	4.50	9				
SBI	24853.00	9210	5010.00	1422.00	6842.00	189.10	589.60	12223.00	6349.00	1800.00	1378.30	55646.00	18638.00	74284.00	241	2.41	123	54.64	123				
SYB	30.00	42	21.00	10.00	24.00	3.00	3.00	43.00	0.00	0.00	3.00	116.00	42.00	158.00	6	0.06	1	0.50	1				
UBI	12932.00	5174	2623.00	544.00	2188.00	75.60	186.60	4064.00	2111.00	600.00	429.80	23131.00	5840.00	28971.00	115	1.15	57	28.50	58				
UCO	3574.00	1218	618.00	117.00	696.00	18.60	105.60	848.00	463.00	0.00	79.80	5902.00	1371.00	7273.00	79	0.79	40	20.00	41				
UOB	21.00	30	15.00	10.00	17.00	3.00	3.00	29.00	0.00	0.00	2.00	85.00	29.00	114.00	6	0.06	1	0.50	1				
VJB	587.00	534	277.00	81.00	358.00	11.00	19.00	451.00	301.00	0.00	53.00	1861.00	694.00	2555.00	30	0.30	11	3.54	11				
YES	57.00	78	39.00	11.00	46.00	3.00	3.00	52.00	34.00	0.00	6.00	212.00	79.00	291.00	6	0.06	1	0.50	1				
<b>ASCB_TOL</b>	<b>60000.00</b>	<b>26758</b>	<b>13869.00</b>	<b>3265.00</b>	<b>13769.00</b>	<b>441.10</b>	<b>1111.60</b>	<b>23680.00</b>	<b>12413.00</b>	<b>2800.00</b>	<b>2554.30</b>	<b>120034.00</b>	<b>35079.00</b>	<b>155113.00</b>	<b>878</b>	<b>8.78</b>	<b>394</b>	<b>184.26</b>	<b>400</b>				
MRB	3000.00	1770	885.00	171.00	641.00	25.20	79.20	1210.00	784.00	0.00	110.60	6021.00	1527.00	7548.00	137	1.37	64	32.00	65				
<b>RRB_TOL</b>	<b>3000.00</b>	<b>1770</b>	<b>885.00</b>	<b>171.00</b>	<b>641.00</b>	<b>25.20</b>	<b>79.20</b>	<b>1210.00</b>	<b>784.00</b>	<b>0.00</b>	<b>110.60</b>	<b>6021.00</b>	<b>1527.00</b>	<b>7548.00</b>	<b>137</b>	<b>1.37</b>	<b>64</b>	<b>32.00</b>	<b>65</b>				
IUCB	880.00	1104	552.00	153.00	650.00	14.40	15.90	925.00	417.00	200.00	107.70	3363.00	1034.00	4397.00	50	0.50	13	6.50	8				
MSCB	1100.00	699	357.00	67.00	279.00	9.30	43.30	518.00	231.00	0.00	44.40	2292.00	743.00	3035.00	59	0.59	30	13.04	28				
MPCB	110.00	60	30.00	5.00	30.00	0.50	11.00	60.00	0.00	0.00	2.50	219.00	68.00	287.00	6	0.06	4	2.00	4				
MWCB	110.00	42	21.00	10.00	25.00	3.00	3.00	43.00	0.00	0.00	3.00	197.00	43.00	240.00	6	0.06	1	0.50	1				
<b>CO-OP_TOL</b>	<b>2200.00</b>	<b>1905</b>	<b>960.00</b>	<b>235.00</b>	<b>984.00</b>	<b>27.20</b>	<b>73.20</b>	<b>1546.00</b>	<b>648.00</b>	<b>200.00</b>	<b>157.60</b>	<b>6071.00</b>	<b>1888.00</b>	<b>7959.00</b>	<b>121</b>	<b>1.21</b>	<b>48</b>	<b>22.04</b>	<b>41</b>				
<b>TOTAL</b>	<b>65200.00</b>	<b>30433</b>	<b>15714.00</b>	<b>3671.00</b>	<b>15394.00</b>	<b>493.50</b>	<b>1264.00</b>	<b>26436.00</b>	<b>13845.00</b>	<b>3000.00</b>	<b>2822.50</b>	<b>132126.00</b>	<b>38494.00</b>	<b>170620.00</b>	<b>1136</b>	<b>11.36</b>	<b>506</b>	<b>238.30</b>	<b>506</b>				

**Annual Credit Plan 2017-18 Districtwise: Target**

**Amt. ` in lakhs**

District	Agriculture AMT	KCC		Education Loan AMT	Housing Loan AMT	Renewable Energy AMT	Social Infrastructure AMT	MSME			Others AMT	Priority Sec. Total AMT	Non- Priority AMT	Grand Total AMT	SHG Linkage				JLG No.
		NO.	AMT					Micro AMT	Small AMT	Medium AMT					Deposit Link		Credit Link		
															No.	Amt.	No.	Amt.	
Thoubal	9574.00	3402	1701.00	266.00	733.00	64.00	55.00	1958.00	802.00	400.00	122.00	13974.00	2463.00	16437.00	78	0.78	55	27.50	55
Kakching	4066.00	1352	676.00	108.00	252.00	32.00	26.00	896.00	528.00	0.00	64.00	5972.00	1821.00	7793.00	42	0.42	30	15.00	30
Chandel	2225.00	318	159.00	32.00	203.00	6.00	46.00	960.00	601.00	0.00	98.00	4171.00	1414.00	5585.00	18	0.18	13	6.50	13
Churachandpur	4748.00	1170	585.00	239.00	1623.00	71.00	128.00	2065.00	1054.00	200.00	229.00	10357.00	5659.00	16016.00	96	0.96	68	34.00	68
Pherzwal	0.00	0	0.00	0.00	0.00	0.00	0.00	0.00	0.00	0.00	0.00	0.00	0.00	0.00	0	0.00	0	0.00	0
Senapati	3333.00	1300	955.00	104.00	322.00	13.50	160.00	1957.00	1103.00	200.00	216.50	7409.00	3070.00	10479.00	60	0.60	43	21.50	43
Kangpokpi	2515.00	945	665.00	125.00	180.00	10.00	75.00	1105.00	700.00	0.00	120.00	4830.00	2440.00	7270.00	42	0.42	30	0.30	30
Imphal west	11825.00	16000	8000.00	2200.00	9200.00	235.00	280.00	10853.00	5285.00	1800.00	1347.00	43025.00	16100.00	59125.00	362	3.62	62	31.00	62
Imphal east	9370.00	2000	1000.00	350.00	1600.00	24.00	9.00	3425.00	1995.00	200.00	347.00	17320.00	1300.00	18620.00	207	2.07	83	41.50	83
Jiribam	368.00	100	50.00	10.00	30.00	1.00	2.00	88.00	59.00	0.00	10.00	568.00	50.00	618.00	5	0.05	2	1.00	2
Bishnupur	8423.00	2000	1000.00	80.00	1100.00	17.00	396.00	1356.00	624.00	200.00	107.00	12303.00	2500.00	14803.00	100	1.00	60	30.00	60
Tengnoupal	2683.00	246	123.00	42.00	151.00	7.00	36.00	693.00	410.00	0.00	70.00	4092.00	1027.00	5119.00	36	0.36	26	13.00	26
Tamenglong	2167.00	300	150.00	20.00	0.00	2.00	20.00	302.00	198.00	0.00	28.00	2737.00	150.00	2887.00	25	0.25	10	5.00	10
Noney	1166.00	200	100.00	20.00	0.00	2.00	20.00	243.00	162.00	0.00	23.00	1636.00	150.00	1786.00	25	0.25	10	5.00	10
Ukhrul	2389.00	1000	500.00	70.00	0.00	8.00	9.00	467.00	278.00	0.00	38.00	3259.00	300.00	3559.00	35	0.35	12	6.00	12
Kamjong	348.00	100	50.00	5.00	0.00	1.00	2.00	68.00	46.00	0.00	3.00	473.00	50.00	523.00	5	0.05	2	1.00	2
<b>Total</b>	<b>65200.00</b>	<b>30433</b>	<b>15714.00</b>	<b>3671.00</b>	<b>15394.00</b>	<b>493.50</b>	<b>1264.00</b>	<b>26436.00</b>	<b>13845.00</b>	<b>3000.00</b>	<b>2822.50</b>	<b>132126.00</b>	<b>38494.00</b>	<b>170620.00</b>	<b>1136</b>	<b>11.36</b>	<b>506</b>	<b>238.30</b>	<b>506</b>

Comparative Sector-wise target and achievement as on 30.09.2017 & 30.09.2016 under ACP 2017-18 & ACP 2016-17 are given below:

Sl.No.	Sector	Achievement as on 30.09.2017			Achievement as on 30.09.2016		
		Target	AMT.	%	Target	AMT.	%
1	Agriculture & Allied	65200.00	10087.97	15	29462.00	7979.49	27
2	MSME	43281.00	3486.18	20	(SSI) 16490.00	3075.45	19
3	Education	3671.00	1684.94	46	2687.00	249.94	9
4	Housing	15394.00	8020.36	52	14674.00	6983.34	48
5	Renewable Energy	493.50	29.84	5	474.00	0.00	0
6	Social Infrastructure	1264.00	522.59	41	1168.00	23.00	2
7	Other Priority Sector	2822.50	1704.20	60	29851.00	7460.07	25
	<b>Total Priority Sector</b>	<b>132126.00</b>	<b>32629.90</b>	<b>25</b>	93164.00	25748.29	28
8	Non-Priority Sector	38494.00	27179.88	71	43700.00	29433.30	67
	<b>Grand Total</b>	<b>170620.00</b>	<b>59809.81</b>	<b>35</b>	136864.00	55181.59	40

The Bankwise performance is shown on next page.

## PERFORMANCE UNDER ANNUAL CREDIT PLAN FOR CURRENT FINANCIAL YEAR 2017-18

As on 30.09.2017

Amt. ` in lakhs

BANK	AGRICULTURE			MICRO SECTOR			SMALL SECTOR			MEDIUM SECTOR			EDUCATION			HOUSING LOAN		
	T	A	%	T	A	%	T	A	%	T	A	%	T	A	%	T	A	%
ALB	790.00	229.57	29	381.00	215.64	57	214.00	79.91	37	0.00	28.06	0	75.00	20.00	27	219.00	296.66	135
AXB	2907.00	240.22	8	1069.00	0.00	0	452.00	258.93	57	200.00	0.00	0	185.00	0.00	0	775.00	38.64	5
BAND	115.00	135.45	118	14.00	713.29	5095	0.00	0.00	0	0.00	0.00	0	10.00	0.00	0	10.00	0.00	0
BOB	904.00	360.00	40	762.00	143.72	19	289.00	196.50	68	200.00	0.00	0	155.00	60.00	39	637.00	350.12	55
BOI	1445.00	244.99	17	279.00	1165.30	418	165.00	73.93	45	0.00	0.00	0	38.00	42.82	113	115.00	1172.62	1020
BOM	58.00	0.00	0	53.00	29.50	56	35.00	0.00	0	0.00	0.00	0	11.00	11.40	104	46.00	33.00	72
CNB	489.00	67.05	14	170.00	316.76	186	44.00	14.00	32	0.00	0.00	0	35.00	57.40	164	178.00	66.39	37
CBI	2132.00	252.58	12	684.00	239.09	35	401.00	0.85	0	0.00	0.00	0	101.00	4.43	4	317.00	0.00	0
DNB	21.00	0.00	0	29.00	1.62	6	0.00	0.00	0	0.00	0.00	0	10.00	4.00	40	17.00	0.00	0
HDF	3169.00	505.07	16	735.00	90.22	12	483.00	322.68	67	0.00	0.00	0	123.00	0.00	0	264.00	49.53	19
ICI	2926.00	4478.68	153	334.00	0.00	0	154.00	390.12	253	0.00	0.00	0	67.00	0.00	0	168.00	16.35	10
IDB	245.00	60.00	24	224.00	48.95	22	138.00	0.00	0	0.00	0.00	0	43.00	0.00	0	180.00	33.81	19
INB	21.00	0.00	0	29.00	9.50	33	0.00	0.00	0	0.00	0.00	0	10.00	0.00	0	17.00	4.32	25
IIB	46.00	0.00	0	41.00	0.00	0	27.00	0.00	0	0.00	0.00	0	10.00	0.00	0	37.00	0.00	0
IOB	818.00	117.12	14	282.00	103.08	37	187.00	34.77	19	0.00	0.00	0	54.00	0.00	0	97.00	100.00	103
PNB	1277.00	365.63	29	312.00	46.50	15	186.00	563.66	303	0.00	0.00	0	61.00	46.63	76	204.00	188.66	92
PSB	583.00	10.00	2	572.00	17.25	3	380.00	51.00	13	0.00	0.00	0	82.00	0.00	0	317.00	148.50	47
SBI	24853.00	261.71	1	12223.00	1147.58	9	6349.00	1234.08	19	1800.00	760.00	42	1422.00	51.37	4	6842.00	3365.52	49
SYB	30.00	1.00	3	43.00	42.05	98	0.00	0.00	0	0.00	0.00	0	10.00	4.37	44	24.00	0.00	0
UBI	12932.00	1160.76	97	4064.00	224.84	6	2111.00	157.06	7	600.00	126.00	21	544.00	21.66	4	2188.00	1674.47	77
UCO	3574.00	131.09	4	848.00	127.47	15	463.00	29.67	6	0.00	0.00	0	117.00	0.00	0	696.00	289.56	42
UOB	21.00	0.00	0	29.00	0.00	0	0.00	0.00	0	0.00	0.00	0	10.00	0.00	0	17.00	0.00	0
VJB	587.00	110.25	19	451.00	490.40	109	301.00	0.00	0	0.00	0.00	0	81.00	1.50	2	358.00	113.00	32
YES	57.00	0.00	0	52.00	0.00	0	34.00	0.00	0	0.00	0.00	0	11.00	0.00	0	46.00	0.00	0
<b>ASCB_TOL</b>	<b>60000.00</b>	<b>8731.17</b>	<b>15</b>	<b>23680.00</b>	<b>5172.76</b>	<b>22</b>	<b>12413.00</b>	<b>3407.16</b>	<b>27</b>	<b>2800.00</b>	<b>914.06</b>	<b>33</b>	<b>3265.00</b>	<b>325.58</b>	<b>10</b>	<b>13769.00</b>	<b>7941.15</b>	<b>58</b>
MRB	3000.00	1038.32	35	1210.00	1019.34	84	784.00	0.00	0	0.00	0.00	0	171.00	1358.00	794	641.00	64.80	10
<b>RRB_TOL</b>	<b>3000.00</b>	<b>1038.32</b>	<b>35</b>	<b>1210.00</b>	<b>1019.34</b>	<b>84</b>	<b>784.00</b>	<b>0.00</b>	<b>0</b>	<b>0.00</b>	<b>0.00</b>	<b>0</b>	<b>171.00</b>	<b>1358.00</b>	<b>794</b>	<b>641.00</b>	<b>64.80</b>	<b>10</b>
IUCB	880.00	0.00	0	925.00	0.00	0	417.00	0.00	0	200.00	0.00	0	153.00	0.00	0	650.00	0.00	0
MSCB	1100.00	53.13	5	518.00	54.00	10	231.00	0.00	0	0.00	0.00	0	67.00	0.00	0	279.00	3.00	1
MPCB	110.00	203.27	185	60.00	12.70	21	0.00	0.00	0	0.00	0.00	0	5.00	1.36	27	30.00	1.41	5
MWCB	110.00	62.08	56	43.00	0.00	0	0.00	0.00	0	0.00	0.00	0	10.00	0.00	0	25.00	10.00	40
<b>CO-OP_TOL</b>	<b>2200.00</b>	<b>318.48</b>	<b>14</b>	<b>1546.00</b>	<b>66.70</b>	<b>4</b>	<b>648.00</b>	<b>0.00</b>	<b>0</b>	<b>200.00</b>	<b>0.00</b>	<b>0</b>	<b>235.00</b>	<b>1.36</b>	<b>1</b>	<b>984.00</b>	<b>14.41</b>	<b>1</b>
<b>TOTAL</b>	<b>65200.00</b>	<b>10087.97</b>	<b>15</b>	<b>26436.00</b>	<b>6258.80</b>	<b>24</b>	<b>13845.00</b>	<b>3407.16</b>	<b>25</b>	<b>3000.00</b>	<b>914.06</b>	<b>30</b>	<b>3671.00</b>	<b>1684.94</b>	<b>46</b>	<b>15394.00</b>	<b>8020.36</b>	<b>52</b>

T=Target A=Achieved

**PERFORMANCES UNDER ANNUAL CREDIT PLAN FOR CURRENT FINANCIAL YEAR 2016-17**

**Continuation.....**

As on 30.09.2017

Amt. ` in lakhs

BANK	SOCIAL INFRASTRUCTURE			RENEWABLE ENERGY			OTHER PRIORITY SECTOR			PRIORITY TOTAL			NON PRIORITY			TOTAL ACP		
	T	A	%	T	A	%	T	A	%	T	A	%	T	A	%	T	A	%
ALB	17.30	0.00	0	8.80	0.00	0	39.90	66.50	167	1745.00	936.34	54	547.00	138.99	25	2292.00	1075.33	47
AXB	38.60	0.00	0	23.10	0.00	0	120.30	63.44	53	5770.00	601.23	10	1683.00	1312.31	78	7453.00	1913.54	26
BAND	3.00	0.00	0	3.00	0.00	0	0.00	0.00	0	155.00	848.74	548	10.00	6.93	69	165.00	855.67	519
BOB	18.30	0.00	0	15.80	0.00	0	93.90	0.00	0	3075.00	1110.34	36	1120.00	302.00	27	4195.00	1412.34	34
BOI	5.30	0.00	0	6.80	24.00	353	23.90	0.00	0	2078.00	2723.66	131	309.00	452.01	146	2387.00	3175.67	133
BOM	3.00	0.00	0	3.00	0.00	0	6.00	58.35	973	215.00	132.25	62	81.00	209.83	259	296.00	342.08	116
CNB	7.30	0.00	0	5.80	0.00	0	11.90	0.00	0	941.00	521.60	55	393.00	69.43	18	1334.00	591.03	44
CBI	30.60	0.00	0	12.10	0.00	0	67.30	23.80	35	3745.00	520.75	14	801.00	36.00	4	4546.00	556.75	12
DNB	3.00	0.00	0	3.00	0.00	0	2.00	0.00	0	85.00	5.62	7	29.00	6.04	21	114.00	11.66	10
HDF	27.60	0.00	0	16.60	0.00	0	51.80	0.00	0	4870.00	967.50	20	1261.00	2200.30	174	6131.00	3167.80	52
ICI	10.60	0.00	0	8.60	0.00	0	31.80	0.00	0	3700.00	4885.15	132	501.00	2058.88	411	4201.00	6944.03	165
IDB	6.00	0.00	0	6.00	0.00	0	26.00	0.00	0	868.00	142.76	16	322.00	120.40	37	1190.00	263.16	22
INB	3.00	0.00	0	3.00	0.00	0	2.00	0.00	0	85.00	13.82	16	29.00	30.33	105	114.00	44.15	39
IIB	3.00	0.00	0	3.00	0.00	0	5.00	0.00	0	172.00	0.00	0	64.00	15.00	23	236.00	15.00	6
IOB	13.00	92.59	712	9.00	0.00	0	27.00	123.84	459	1487.00	571.40	38	476.00	363.04	76	1963.00	934.44	48
PNB	6.30	0.00	0	4.80	0.00	0	32.90	103.59	315	2084.00	1314.67	63	358.00	200.03	56	2442.00	1514.70	62
PSB	5.90	0.00	0	5.40	0.00	0	60.70	190.35	314	2006.00	417.10	21	402.00	241.88	60	2408.00	658.98	27
SBI	589.60	430.00	73	189.10	0.00	0	1378.30	0.00	0	55646.00	7250.26	13	18638.00	13673.21	73	74284.00	20923.47	28
SYB	3.00	0.00	0	3.00	0.00	0	3.00	0.00	0	116.00	47.42	41	42.00	8.41	20	158.00	55.83	35
UBI	186.60	0.00	0	75.60	5.85	8	429.80	549.44	128	23131.00	3920.08	17	5840.00	3664.36	63	28971.00	7584.44	26
UCO	105.60	0.00	0	18.60	0.00	0	79.80	132.82	166	5902.00	710.61	12	1371.00	858.38	63	7273.00	1568.99	22
UOB	3.00	0.00	0	3.00	0.00	0	2.00	0.00	0	85.00	0.00	0	29.00	114.40	394	114.00	114.40	100
VJB	19.00	0.00	0	11.00	0.00	0	53.00	83.00	157	1861.00	798.15	43	694.00	185.50	27	2555.00	983.65	38
YES	3.00	0.00	0	3.00	0.00	0	6.00	0.00	0	212.00	0.00	0	79.00	0.00	0	291.00	0.00	0
<b>ASCB_TOL</b>	<b>1111.60</b>	<b>522.59</b>	<b>47</b>	<b>441.10</b>	<b>29.85</b>	<b>7</b>	<b>2554.30</b>	<b>1395.13</b>	<b>55</b>	<b>120034.00</b>	<b>28439.45</b>	<b>24</b>	<b>35079.00</b>	<b>26267.66</b>	<b>75</b>	<b>155113.00</b>	<b>54707.11</b>	<b>35</b>
MRB	79.20	0.00	0	25.20	0.00	0	110.60	5.00	5	6021.00	3485.46	58	1527.00	170.12	11	7548.00	3655.58	48
<b>RRB_TOL</b>	<b>79.20</b>	<b>0.00</b>	<b>0</b>	<b>25.20</b>	<b>0.00</b>	<b>0</b>	<b>110.60</b>	<b>5.00</b>	<b>5</b>	<b>6021.00</b>	<b>3485.46</b>	<b>58</b>	<b>1527.00</b>	<b>170.12</b>	<b>11</b>	<b>7548.00</b>	<b>3655.58</b>	<b>48</b>
IUCB	15.90	0.00	0	14.40	0.00	0	107.70	0.00	0	3363.00	0.00	0	1034.00	594.83	58	4397.00	594.83	14
MSCB	43.30	0.00	0	9.30	0.00	0	44.40	126.90	286	2292.00	237.03	10	743.00	113.70	15	3035.00	350.73	12
MPCB	11.00	0.00	0	0.50	0.00	0	2.50	71.97	2879	219.00	290.71	133	68.00	17.57	26	287.00	308.28	107
MWCB	3.00	0.00	0	3.00	0.00	0	3.00	105.20	3507	197.00	177.28	90	43.00	16.00	37	240.00	193.28	81
<b>CO-OP_TOL</b>	<b>73.20</b>	<b>0.00</b>	<b>0</b>	<b>27.20</b>	<b>0.00</b>	<b>0</b>	<b>157.60</b>	<b>304.07</b>	<b>193</b>	<b>6071.00</b>	<b>705.02</b>	<b>12</b>	<b>1888.00</b>	<b>742.10</b>	<b>39</b>	<b>7959.00</b>	<b>1447.12</b>	<b>18</b>
<b>TOTAL</b>	<b>1264.00</b>	<b>522.59</b>	<b>41</b>	<b>493.50</b>	<b>29.85</b>	<b>6</b>	<b>2822.50</b>	<b>1704.20</b>	<b>60</b>	<b>132126.00</b>	<b>32629.93</b>	<b>25</b>	<b>38494.00</b>	<b>27179.88</b>	<b>71</b>	<b>170620.00</b>	<b>59809.81</b>	<b>35</b>

T=Target A=Achieved  
SLBC MANIPUR

## Agenda – 5

### Bank Branch Expansion

As decided in the SLBC, Sub-committee meeting held on 14.02.2013 at the Conference Hall of Manipur Secretariat, the following Banks have been allotted to open their Branches in the unbanked blocks as given in page nos. 15-16.

#### UN-BANKED BLOCKS IN THE STATE OF MANIPUR

Sl. No.	Name of District	Name of Block	Name of Centre	Name of bank allotted for opening their branch	Remarks
1.	Ukhrul	Chingai TD	Chingai	VJB	Bank is ready to open the branch after getting the infrastructure ready and handing over to the bank. BSNL to provide connectivity.
2.	Ukhrul	Lunchungmaiphei TD	Lunchungmaiphei	BOB	Approval is still awaited from the concerned authority.
3.	Kamjong	Kasom Khullen TD	Kasom Khullen	PSB	The bank informed the house the approval has not yet been obtained.
4.	Kamjong	Phungyar TD	Phungyar	CBI	Joint visit has been conducted on 16.05.2017. The approval from the concerned authority is not yet obtained.
5.	Senapati	Willong TD	Willong	VJB	Bank is ready to open the branch after getting the infrastructure ready and handing over to the bank. BSNL to provide connectivity.
6.	Senapati	Phaibung Khullen TD	Phaibung Khullen	UCO	Joint visit conducted. Bank could not open branch do to PCA.
7.	Senapati	Purul TD	Purul	ALB	The bank is ready for opening the branch. Joint inspection conducted.
8.	Senapati	Paomata TD	Paomata	MSCB	The bank is ready to open the branch with approval already obtained from the Board of Directors. Awaiting handing over of premises.
9.	Kangpokpi	T. Waichong TD	T. Waichong	PSB	The bank informed that the approval has not yet been obtained.
10.	Kangpokpi	Island TD	Island	IOB	Branch is opened.
11.	Kangpokpi	Saitu Gamphazol TD	Saitu Gamphazol	PNB	SBI Sapormeina Branch opened on 20.03.2013
12.	Chandel	Khenjoy TD	Khenjoy	ICI	Branch inaugurated formally. Will be functional shortly.
13.	Tengnoupal	Machi TD	Machi	BOB	Branch formally inaugurated. Will start functioning shortly.
14.	Tengnoupal	Tengnoupal TD	Tengnoupal	MRB	Branch shifted to new premises.
15.	Tamenglong	Tousem TD	Tousem	UBI	Bank is ready to open the branch with approval from appropriate authority provided the infrastructure is handed over to the bank. There Power, water and connecting road problem.

Sl. No.	Name of District	Name of Block	Name of Centre	Name of bank allotted for opening their branch	Remarks
16.	Tamenglong	Tamei TD	Tamei	SBI	The Tamei Guest House, which was earlier offered by the village authorities and the DC for opening Tamei branch cannot taken for the purpose because of protest from Tama village. So, the branch has to be opened in the original BDO complex, which is yet to be completed. Meanwhile, the Corporate Centre of the Bank has advised to appoint CSPs to serve the villager's banking needs for the time being.
17.	Noney	Nungba TD	Nungba	MRB	The bank is ready to open the branch. Due to bad approach road, the Village Authority has offered a building at the market.
18.	Noney	Khoupum TD	Khoupum	UCO	Joint inspection was conducted on 19.05.2017. Bank could not open branch do to PCA.
19.	Churachandpur	Lamka South TD	Lamka	MRB	MRB Branch opened on 29.03.2012 and functioning at rented house at Teddim Road, Gouchinkhup Veng. Building is completed.
20.	Churachandpur	Henglep TD	Henglep	ICI	Bank is ready for opening the branch provided the infrastructure is completed and handed over to the bank by the Govt.
21.	Churachandpur	Sangaikot TD	Sangaikot	AXB	Bank is ready for opening the branch provided infrastructure is completed.
22.	Churachandpur	Samulamlan TD	Samulamlan	PNB	Branch inaugurated formally. Will be functional shortly.
23.	Churachandpur	Saikot TD	Saikot	MSCB	The bank is ready to open the branch with approval already obtained from the Board of Directors. Awaiting handing over of premises.
24.	Churachandpur	Lanva TD	Pearsonmun	SBI	SBI Pearsonmun Branch opened on 31.03.2012
25.	Pherzawl	Vangai Range TD	Vangai Range	HDF	The bank is ready to open the branch provided the infrastructure is completed and handed over to the bank.
26.	Pherzawl	Thanlon TD	Thanlon	SBI	Branch refunctional from Thanlon on 21.09.2017
27.	Pherzawl	Tipaimukh TD	Tipaimukh	AXB	No survey has been done and approval from the concerned authority is not yet obtained.

**\* Banks that have not obtained permission to open the branch were advised by the Sub-Committee during its meeting held on 22.05.2017. Concern banks reported that letters have been sent to the Controlling Office for necessary approval.**

Total unbanked blocks identified as on 14.02.2013 : 27  
 Already opened : 09  
 Pending as on 30.09.2017 : 18



**Roadmap for opening brick and mortar branches in villages having population more than 5000 without a bank branch of a scheduled commercial bank for the state of Manipur**

**As on 30.09.2017**

Sl. No	Name of District	Name of Village with population >5000	Population	Bank Branch (Yes/No)- Name of Bank	Remarks	Allotted to Bank for opening of Branch duly approved in the DCC/SLBC	No of Brick & Mortar Br. To be opened (Jan-16 to Mar-16)	No of Brick & Mortar Br. To be opened (April-16 to Mar-2017)
1	Senapati	Makhrelui	5,971	Yes	Village located in Senapati town having SBI, HDF, CBI, UBI, UCO bank br.	N/R		April-16 to Mar-2017
2	Senapati	Tadubi	5,847	Yes	SBI Opened			
3	Senapati	Kalinamei	7,053	No		Bank of Baroda		April-16 to Mar-2017
4	Senapati	Punanamei	6,380	No		SBI		April-16 to Mar-2017
5	Senapati	Shajouba	7,456	No		UCO		April-16 to Mar-2017
6	Senapati	Laii	5,518	No		Bank of India		April-16 to Mar-2017
7	Senapati	Liyai Khullen	7,153	No		UOB Bank		April-16 to Mar-2017
8	Senapati	Tungjoy	5,988	No		SYBdiccate Bank		April-16 to Mar-2017
9	Senapati	Phuba Khuman	5,526	No		CNBara Bank		April-16 to Mar-2017
10	Senapati	Purul Atongba	5,043	No		Bank of Maharashtra		April-16 to Mar-2017
11	Senapati	Purul Akutpa	6,168	No		Punjab National Bank		April-16 to Mar-2017
12	Churachandpur	Tuibong	8,085	Yes	SBI Opened			
13	Churachandpur	Bijang	5,020	No	DCC Churachandpur confirmed that there are no banks within the boundary of the village.	N/R		April-16 to Mar-2017

Sl. No	Name of District	Name of Village with population >5000	Population	Bank Branch (Yes/No)- Name of Bank	Remarks	Allotted to Bank for opening of Branch duly approved in the DCC/SLBC	No of Brick & Mortar Br. To be opened (Jan-16 to Mar-16)	No of Brick & Mortar Br. To be opened (April-16 to Mar-2017)
14	Churachandpur	Vengnuam	7,302	No	DCC Churachandpur confirmed that there are no banks within the boundary of the village.	N/R		April-16 to Mar-2017
15	Bishnupur	Leimapokpam	8,120	No		Allahabad Bank		April-16 to Mar-2017
16	Bishnupur	Ngaikhong Khullen	5,256	Yes	Village located in Bishnupur town having AXB, SBI, UBI, UCO etc	N/R		April-16 to Mar-2017
17	Bishnupur	Kwakta (Pt)	10,735	No		AXB Bank		April-16 to Mar-2017
18	Bishnupur	Kha Thingungei	10,107	No		Bank of India		April-16 to Mar-2017
19	Bishnupur	Thanga	14,316	No		Central Bank of India		April-16 to Mar-2017
20	Bishnupur	Wangoo Ahallup	9,148	No		HDFC		April-16 to Mar-2017
21	Thoubal	Maibam Konjil	5,696	No		ICICI		April-16 to Mar-2017
22	Thoubal	Irong Chesaba	6,749	No		HDFC		April-16 to Mar-2017
23	Thoubal	Leisangthem	6,118	No		Indian Overseas Bank		April-16 to Mar-2017
24	Thoubal	Khekman	7,157	No		Punjab & Sind Bank		April-16 to Mar-2017
25	Thoubal	Mojing	7,428	No		Bank of Maharashtra		April-16 to Mar-2017
26	Thoubal	Khangabok	16,344	No		Vijaya Bank		April-16 to Mar-2017
27	Thoubal	Sangaiyumpham	11,311	No		Manipur Rural Bank		April-16 to Mar-2017
28	Thoubal	Tentha	9,087	No		Indusind Bank		April-16 to Mar-2017
29	Thoubal	Wangkhem	5,235	No		Yes Bank		April-16 to Mar-2017
30	Thoubal	Heirok Part I (Pt)	9,574	No		IDBI		April-16 to Mar-2017
31	Thoubal	Heirok Part II (Pt)	6,205	No		Allahabad Bank		April-16 to Mar-2017
32	Kakching	Irengband	10,600	No		Bank of Baroda		April-16 to Mar-2017
33	Kakching	Wabagai	8,578	No		SBI		April-16 to Mar-2017

Sl. No	Name of District	Name of Village with population >5000	Population	Bank Branch (Yes/No)- Name of Bank	Remarks	Allotted to Bank for opening of Branch duly approved in the DCC/SLBC	No of Brick & Mortar Br. To be opened (Jan-16 to Mar-16)	No of Brick & Mortar Br. To be opened (April-16 to Mar-2017)
34	Kakching	Hiyanglam I	8,872	No		AXB Bank		April-16 to Mar-2017
35	Kakching	Langmeidong	5,935	No		UBI		April-16 to Mar-2017
36	Kakching	Arong Nongmaikhong	5,571	No		Punjab & Sind Bank		April-16 to Mar-2017
37	Kakching	Wangoo	6,134	No		Indian Overseas Bank		April-16 to Mar-2017
38	Imphal West	Kanglatongbi	7,152	No		Punjab National Bank		April-16 to Mar-2017
39	Imphal West	Sekmai(Part)	5,162	Yes	SBI Opened			
40	Imphal West	Khurkhul	6,450	No		Central Bank of India		April-16 to Mar-2017
41	Imphal West	Patsoi	5,358	Yes	BOB Opened			
42	Imphal East	Keirao Makting	5,319	No		UBI		April-16 to Mar-2017
43	Imphal East	Tulihal	5,594	No	HDF Yairipok Branch opened	Canara Bank		April-16 to Mar-2017
44	Imphal East	Yambem	5,705	No		UOB Bank		April-16 to Mar-2017
45	Imphal East	Changamdabi	6,419	No		UCO Bank		April-16 to Mar-2017
46	Ukhrul	Hundung	10,785	No		Vijaya Bank		April-16 to Mar-2017

#### VILLAGES ALREADY HAVING BANK BRANCH

Sl. No. from the above list	Village Name	District
1	Makhrelui	Senapati
2	Tadubi	Senapati
12	Tuibong	Churachandpur
16	Ngaikhong Khullen	Bishnupur
39	Sekmai (Part)	Imphal West
41	Patsoi	Imphal West
43	Tulihal	Imphal East

**ALLOCATION OF BANK FOR OPENING BRANCHES AT UNBANKED TOWNS/  
ULBs IN MANIPUR**

Sl.No.	Name of ULBs	District	Population (2011 Census)	Bank to open branch
<b>A. Municipal Councils</b>				
1.	Kakching Khunou Municipal Council	Kakching	11379	Syndicate Bank
2.	Sugnu Municipal Council	Kakching	5132	State Bank of India
3.	Kwakta Municipal Council	Bishnupur	8579	Bank of Maharashtra
4.	Shikhong Sekmai Municipal Council	Thoubal	7390	Indusind Bank
5.	Lamlai Municipal Council	Imphal East	4601	Yes Bank
<b>B. Nagar Panchayat</b>				
6.	Samrounagar Panchayat	Imphal West	16582	UOB Bank of India
7.	Thongkhong Laxmi Nagar Panchayat	Imphal West	14878	United Bank of India
8.	Lilong (IW) Nagar Panchayat	Imphal West	12427	IDBI
9.	Andro Nagar Panchayat	Imphal East	8744	Canara Bank
10.	Lamshang Nagar Panchayat	Imphal West	8130	Allahabad Bank
11.	Oinam Nagar Panchayat	Bishnupur	7161	Bank of India

**Bank Branches opened upto 2<sup>nd</sup> quarter of financial year 2017-18 is furnished hereunder:**

Sl. No.	Bank	Name of Branch	District	Date of opening	Remarks
01.	BOB	Kongba	Imphal East	22.06.2017	Normal branch expansion
02.	IIB	Singjamei	Imphal West	29.06.2017	-do-

**PROPOSED BANK BRANCHES TO BE OPENED IN 2017-18**

<b>Name of Bank</b>	<b>Proposed Branch to be opened</b>	<b>Proposed date of opening/ Date of Opening</b>
SBI	1. Tamei	2017-18
	2. Sugnu	2017-18
MRB	1.Nungba	2017-18
	2. Lamlai	2017-18
	3. Bishnupur	2017-18
	4. Khumbong	2017-18
	5. Senapati	2017-18
UBI	1. Porompat	2017-18
AXB	1. Tamenglong	2017-18
CNB	1. Senapati	2017-18
	2. Tamenglong	2017-18
	3. Chandel	2017-18
	4. Ukhrol	2017-18
	5. Bishnupur	2017-18
HDF	1. Moreh	2017-18
ICI	1. Secretariat	2017-18
IOB	1. Imphal East	2017-18
	2. Moreh	2017-18
	3. Churachandpur	2017-18

## Agenda 6: Finance under Self Help Group (SHG) & Joint Liability Groups (JLGs)

### A) FINANCING UNDER SELF-HELP GROUPS (SHGs)

As on 30.09.2017

Amt. ` in lakhs

Sl. No.	Banks	Deposit linkages			Credit linkages Under						
					Target	Govt. Schemes	Direct SHGs		Total		
		Target	No.	Amt.	No.	No.	Amt	No.	Amt	No.	Amt
1	ALB	25	0	0.00	12	0	0.00	0	0.00	0	0.00
2	AXB	49	0	0.00	23	0	0.00	0	0.00	0	0.00
3	BAND	6	0	0.00	1	0	0.00	0	0.00	0	0.00
4	BOB	31	0	0.00	7	0	0.00	0	0.00	0	0.00
5	BOI	19	28	1.26	8	0	0.00	0	0.00	0	0.00
6	BOM	6	0	0.00	1	0	0.00	0	0.00	0	0.00
7	CNB	25	0	0.00	12	0	0.00	0	0.00	0	0.00
8	CBI	55	0	0.00	27	0	0.00	0	0.00	0	0.00
9	DNB	6	5	0.10	1	0	0.00	0	0.00	0	0.00
10	HDF	43	0	0.00	19	0	0.00	0	0.00	0	0.00
11	ICI	43	0	0.00	16	0	0.00	0	0.00	0	0.00
12	IDB	12	0	0.00	5	0	0.00	0	0.00	0	0.00
13	INB	6	0	0.00	1	0	0.00	0	0.00	0	0.00
14	IIB	6	0	0.00	1	0	0.00	0	0.00	0	0.00
15	IOB	18	25	6.15	9	0	0.00	5	3.50	5	3.50
16	PNB	19	0	0.00	8	0	0.00	0	0.00	0	0.00
17	PSB	26	9	0.28	9	0	0.00	0	0.00	0	0.00
18	SBI	241	0	0.00	123	0	0.00	0	0.00	0	0.00
19	SYB	6	0	0.00	1	0	0.00	0	0.00	0	0.00
20	UBI	115	19	18.05	57	0	0.00	4	4.78	4	4.78
21	UCO	79	58	1.80	40	0	0.00	2	2.30	2	2.30
22	UOB	6	0	0.00	1	0	0.00	0	0.00	0	0.00
23	VJB	30	2	0.48	11	0	0.00	0	0.00	0	0.00
24	YES	6	0	0.00	1	0	0.00	0	0.00	0	0.00
<b>ASCB_TOL</b>		<b>878</b>	<b>146</b>	<b>28.12</b>	<b>394</b>	<b>0</b>	<b>0.00</b>	<b>11</b>	<b>10.58</b>	<b>11</b>	<b>10.58</b>
25	MRB	137	890	43.93	64	17	15.71	28	43.07	45	58.78
<b>RRB_TOL</b>		<b>137</b>	<b>890</b>	<b>43.93</b>	<b>64</b>	<b>17</b>	<b>15.71</b>	<b>28</b>	<b>43.07</b>	<b>45</b>	<b>58.78</b>
26	IUCB	50	0	0.00	13	0	0.00	5	0.72	5	0.72
27	MSCB	59	18	0.28	30	0	0.00	2	0.20	2	0.20
28	MPCB	6	0	0.00	4	0	0.00	0	0.00	0	0.00
29	MWCB	6	0	0.00	1	0	0.00	8	9.53	8	9.53
<b>CO-OP_TOL</b>		<b>121</b>	<b>18</b>	<b>0.28</b>	<b>48</b>	<b>0</b>	<b>0.00</b>	<b>15</b>	<b>10.45</b>	<b>15</b>	<b>10.45</b>
<b>TOTAL</b>		<b>1136</b>	<b>1054</b>	<b>72.33</b>	<b>506</b>	<b>17</b>	<b>15.71</b>	<b>54</b>	<b>64.10</b>	<b>71</b>	<b>79.81</b>

## B) FINANCING UNDER SELF-HELP GROUPS (SHGs)

As on 30.09.2017

Amt. ` in lakhs

Bank	Cumulative Position								No of Potential SHGs pending for credit linkage	No. of dormant SHGs (inoperative for 3 yrs & above)	No. of SHGs having received multiple doses of credit	SHGs Credit Linked Outstanding	
	Deposit linkages		No. of SHGs Credit Linked Under				Total SHGs Credit Linked					A/C	AMT.
	A/C	AMT.	Govt. Programs		Direct		A/C	AMT.					
ALB	95	4.35	8	5.50	9	5.13	17	10.63	2	49	2	2	3.00
AXB	0	0.00	0	0.00	0	0.00	0	0.00	0	0	0	0	0.00
BAND	0	0.00	0	0.00	0	0.00	0	0.00	0	0	0	0	0.00
BOB	576	144.98	137	116.00	171	43.00	308	159.00	0	0	0	86	141.00
BOI	96	2.96	0	0.00	0	0.00	0	0.00	0	0	0	0	0.00
BOM	8	0.53	0	0.00	0	0.00	0	0.00	0	0	0	0	0.00
CNB	0	0.00	0	0.00	0	0.00	0	0.00	0	0	0	0	0.00
CBI	400	14.08	273	395.73	224	97.73	497	493.46	0	0	0	170	279.17
DNB	5	0.10	0	0.00	0	0.00	0	0.00	5	0	0	0	0.00
HDF	0	0.00	0	0.00	0	0.00	0	0.00	0	0	0	0	0.00
ICI	0	0.00	0	0.00	0	0.00	0	0.00	0	0	0	0	0.00
IDB	56	27.00	1	2.00	0	0.00	1	2.00	0	0	0	0	0.00
INB	0	0.00	0	0.00	0	0.00	0	0.00	0	0	0	0	0.00
IIB	0	0.00	0	0.00	0	0.00	0	0.00	0	0	0	0	0.00
IOB	205	37.89	15	18.60	35	38.55	50	57.15	0	0	0	15	20.00
PNB	268	53.20	37	5.97	24	5.61	61	11.58	0	0	0	31	15.20
PSB	38	0.83	11	1.98	0	0.00	11	1.98	0	0	0	0	0.00
SBI	10668	136.61	781	746.05	3496	2422.77	4277	3168.82	0	0	0	142	99.05
SYB	0	0.00	0	0.00	0	0.00	0	0.00	0	0	0	0	0.00
UBI	4359	192.25	1070	398.68	323	241.91	1393	640.59	13	679	46	371	111.70
UCO	1065	45.84	103	71.50	43	74.16	146	145.66	4	0	0	53	107.83
UOB	0	0.00	0	0.00	0	0.00	0	0.00	0	0	0	0	0.00
VJB	103	44.28	0	0.00	110	94.86	110	94.86	0	0	0	45	25.20
YES	0	0.00	0	0.00	0	0.00	0	0.00	0	0	0	0	0.00
<b>ASCB_TOL</b>	<b>17942</b>	<b>704.90</b>	<b>2436</b>	<b>1762.01</b>	<b>4435</b>	<b>3023.72</b>	<b>6871</b>	<b>4785.73</b>	<b>24</b>	<b>728</b>	<b>48</b>	<b>915</b>	<b>802.15</b>
MRB	8413	790.19	192	126.91	5633	2298.68	5825	2425.59	58	1757	261	1134	535.52
<b>RRB_TOL</b>	<b>8413</b>	<b>790.19</b>	<b>192</b>	<b>126.91</b>	<b>5633</b>	<b>2298.68</b>	<b>5825</b>	<b>2425.59</b>	<b>58</b>	<b>1757</b>	<b>261</b>	<b>1134</b>	<b>535.52</b>
IUCB	949	14.88	6	3.00	186	63.16	192	66.16	0	0	0	1	1.08
MSCB	2763	43.16	47	117.50	7	1.35	54	118.85	0	0	0	35	4.57
MPCB	62	0.25	62	54.75	19	12.50	81	67.25	0	0	0	0	0.00
MWCB	16	1.42	0	0.00	29	36.82	29	36.82	0	0	0	0	0.00
<b>CO-OP_TOL</b>	<b>3790</b>	<b>59.71</b>	<b>115</b>	<b>175.25</b>	<b>241</b>	<b>113.83</b>	<b>356</b>	<b>289.08</b>	<b>0</b>	<b>0</b>	<b>0</b>	<b>36</b>	<b>5.65</b>
<b>TOTAL</b>	<b>30145</b>	<b>1554.80</b>	<b>2743</b>	<b>2064.17</b>	<b>10309</b>	<b>5436.23</b>	<b>13052</b>	<b>7500.40</b>	<b>82</b>	<b>2485</b>	<b>309</b>	<b>2085</b>	<b>1343.32</b>

### C) Joint Liability Groups

As on 30.09.2017

Amt ` in lakhs

BANK	No. of JLGs financed during the year					Cumulative No. of JLGs financed			
	Target	Farm based		Total (Including Non Farm)		Farm based		Total (Including Non Farm)	
	No.	No.	Amt.	No.	Amt.	No.	Amt.	No.	Amt.
ALB	12	0	0.00	0	0.00	0	0.00	15	36.00
AXB	24	0	0.00	0	0.00	0	0.00	7	28.00
BAND	1	0	0.00	0	0.00	0	0.00	0	0.00
BOB	7	0	0.00	0	0.00	0	0.00	0	0.00
BOI	8	0	0.00	0	0.00	0	0.00	0	0.00
BOM	1	0	0.00	0	0.00	0	0.00	0	0.00
CNB	12	0	0.00	0	0.00	0	0.00	0	0.00
CBI	28	0	0.00	0	0.00	0	0.00	3	7.50
DNB	1	0	0.00	0	0.00	0	0.00	0	0.00
HDF	20	0	0.00	0	0.00	0	0.00	0	0.00
ICI	17	0	0.00	0	0.00	0	0.00	0	0.00
IDB	5	0	0.00	0	0.00	0	0.00	0	0.00
INB	1	0	0.00	0	0.00	0	0.00	0	0.00
IIB	1	0	0.00	0	0.00	0	0.00	0	0.00
IOB	9	0	0.00	0	0.00	0	0.00	0	0.00
PNB	8	0	0.00	0	0.00	0	0.00	0	0.00
PSB	9	0	0.00	0	0.00	0	0.00	0	0.00
SBI	123	0	0.00	0	0.00	0	0.00	0	0.00
SYB	1	0	0.00	0	0.00	0	0.00	0	0.00
UBI	58	25	4.16	25	4.16	191	25.10	531	80.68
UCO	41	0	0.00	0	0.00	6	9.75	6	9.75
UOB	1	0	0.00	0	0.00	0	0.00	0	0.00
VJB	11	0	0.00	0	0.00	0	0.00	0	0.00
YES	1	0	0.00	0	0.00	0	0.00	0	0.00
<b>ASCB_TOL</b>	<b>400</b>	<b>25</b>	<b>4.16</b>	<b>25</b>	<b>4.16</b>	<b>197</b>	<b>34.85</b>	<b>562</b>	<b>161.93</b>
MRB	65	84	88.30	84	82.23	273	347.33	273	278.03
<b>RRB_TOL</b>	<b>65</b>	<b>84</b>	<b>88.30</b>	<b>84</b>	<b>82.23</b>	<b>273</b>	<b>347.33</b>	<b>273</b>	<b>278.03</b>
IUCB	8	0	0.00	0	0.00	0	0.00	0	0.00
MSCB	28	0	0.00	0	0.00	0	0.00	0	0.00
MPCB	4	0	0.00	0	0.00	0	0.00	0	0.00
MWCB	1	0	0.00	0	0.00	0	0.00	0	0.00
<b>CO-OP_TOL</b>	<b>41</b>	<b>0</b>	<b>0.00</b>	<b>0</b>	<b>0.00</b>	<b>0</b>	<b>0.00</b>	<b>0</b>	<b>0.00</b>
<b>TOTAL</b>	<b>506</b>	<b>109</b>	<b>92.46</b>	<b>109</b>	<b>86.39</b>	<b>470</b>	<b>382.18</b>	<b>835</b>	<b>439.96</b>
NEDFI	0	0	0.00	0	0.00	0	0.00	55	36.70
<b>TOTAL</b>	<b>506</b>	<b>109</b>	<b>92.46</b>	<b>109</b>	<b>86.39</b>	<b>470</b>	<b>382.18</b>	<b>890</b>	<b>476.66</b>



**AGENDA 7: REVIEW ON PERFORMANCE UDNER PRADHAN MANTRI MUDRA YOJANA (PMMY) AND PRADHAN MANTRI  
SOCIAL SECURITY SCHEMES**

**1. MUDRA**

As on 30.09.2017

Amount ` in lakhs

BANK	CURRENT FINANCIAL YEAR								CUMULATIVE POSITION							
	SHISHU		KISHORE		TARUN		TOTAL		SHISHU		KISHORE		TARUN		TOTAL	
	No.	Amt.	No.	Amt.	No.	Amt.	No.	Amt.	No.	Amt.	No.	Amt.	No.	Amt.	No.	Amt.
ALB	7	3.50	11	33.50	1	8.00	19	45.00	286	145.23	29	71.30	2	14.00	317	230.53
AXB	0	0.00	0	0.00	0	0.00	0	0.00	0	0.00	0	0.00	0	0.00	0	0.00
BAND	0	0.00	0	0.00	0	0.00	0	0.00	2944	700.00	0	0.00	0	0.00	2944	700.00
BOB	40	19.65	57	95.86	2	10.48	99	125.99	170	63.50	58	98.86	3	16.48	231	178.84
BOI	20	8.70	4	5.00	2	14.00	26	27.70	167	66.27	94	362.25	6	40.94	267	469.46
BOM	0	0.00	0	0.00	0	0.00	0	0.00	19	9.20	4	17.50	18	166.98	41	193.68
CNB	3	4.50	1	1.50	0	0.00	4	6.00	101	40.33	3	11.45	0	0.00	104	51.78
CBI	6	3.00	3	11.90	0	0.00	9	14.90	236	90.22	27	67.94	2	15.00	265	173.16
DNB	2	0.90	1	0.72	0	0.00	3	1.62	2	0.90	1	0.72	0	0.00	3	1.62
HDF	0	0.00	0	0.00	0	0.00	0	0.00	3	1.11	3	10.00	0	0.00	6	11.11
ICI	0	0.00	0	0.00	0	0.00	0	0.00	740	267.09	2	9.00	2	13.96	744	290.05
IDB	0	0.00	0	0.00	0	0.00	0	0.00	32	15.90	21	64.93	6	50.79	59	131.62
INB	0	0.00	0	0.00	0	0.00	0	0.00	0	0.00	2	1.80	0	0.00	2	1.80
IIB	0	0.00	0	0.00	0	0.00	0	0.00	0	0.00	0	0.00	0	0.00	0	0.00
IOB	4	2.00	3	8.00	2	12.00	9	22.00	23	14.97	44	94.60	6	40.74	73	150.31
PNB	26	12.55	2	5.00	0	0.00	28	17.55	175	84.55	3	7.04	5	15.00	183	106.59
PSB	0	0.00	0	0.00	0	0.00	0	0.00	30	16.00	0	0.00	2	20.00	32	36.00
SBI	15	7.24	45	128.93	19	150.42	79	286.59	2064	889.59	1306	2789.13	206	1614.45	3576	5293.17
SYB	1	0.20	3	8.00	0	0.00	4	8.20	26	12.20	53	188.00	0	0.00	79	200.20
UBI	94	39.37	45	65.08	6	41.40	145	145.85	1096	412.78	227	482.63	36	264.30	1359	1159.71
UCO	20	9.30	32	84.25	0	0.00	52	93.55	207	64.45	43	102.00	1	10.00	251	176.45
UOB	4	1.90	66	78.00	1	7.00	71	86.90	11	5.50	39	40.38	1	7.30	51	53.18
VJB	18	8.60	5	9.15	0	0.00	23	17.75	156	67.96	19	47.81	0	0.00	175	115.77
YES	0	0.00	0	0.00	0	0.00	0	0.00	0	0.00	0	0.00	0	0.00	0	0.00
<b>ASCB_TOL</b>	<b>260</b>	<b>121.41</b>	<b>278</b>	<b>534.89</b>	<b>33</b>	<b>243.30</b>	<b>571</b>	<b>899.60</b>	<b>8488</b>	<b>2967.75</b>	<b>1978</b>	<b>4467.34</b>	<b>296</b>	<b>2289.94</b>	<b>10762</b>	<b>9725.03</b>
MRB	615	257.47	473	684.18	18	102.97	1106	1044.62	3414	1224.54	1039	1637.57	57	449.07	4510	3311.18
<b>RRB_TOL</b>	<b>615</b>	<b>257.47</b>	<b>473</b>	<b>684.18</b>	<b>18</b>	<b>102.97</b>	<b>1106</b>	<b>1044.62</b>	<b>3414</b>	<b>1224.54</b>	<b>1039</b>	<b>1637.57</b>	<b>57</b>	<b>449.07</b>	<b>4510</b>	<b>3311.18</b>
IUCB	0	0.00	0	0.00	0	0.00	0	0.00	0	0.00	0	0.00	0	0.00	0	0.00
MSCB	0	0.00	0	0.00	0	0.00	0	0.00	0	0.00	3	7.50	0	0.00	3	7.50
MPCB	0	0.00	0	0.00	0	0.00	0	0.00	0	0.00	0	0.00	0	0.00	0	0.00
MWCB	0	0.00	0	0.00	0	0.00	0	0.00	0	0.00	0	0.00	0	0.00	0	0.00
<b>CO-OP_TOL</b>	<b>0</b>	<b>0.00</b>	<b>0</b>	<b>0.00</b>	<b>0</b>	<b>0.00</b>	<b>0</b>	<b>0.00</b>	<b>0</b>	<b>0.00</b>	<b>3</b>	<b>7.50</b>	<b>0</b>	<b>0.00</b>	<b>3</b>	<b>7.50</b>
<b>TOTAL</b>	<b>875</b>	<b>378.88</b>	<b>751</b>	<b>1219.07</b>	<b>51</b>	<b>346.27</b>	<b>1677</b>	<b>1944.22</b>	<b>11902</b>	<b>4192.29</b>	<b>3020</b>	<b>6112.41</b>	<b>353</b>	<b>2739.01</b>	<b>15275</b>	<b>13043.71</b>

## **PRADHAN MANTRI SOCIAL SECURITY SCHEMES**

AS ON 30.09.2017

BANK	CURRENT FINANCIAL YEAR			CUMULATIVE POSITION		
	No. of Enrolment Under			No. of Enrolment Under		
	PMJJBY	PMSBY	APY	PMJJBY	PMSBY	APY
ALB	1127	343	50	1488	1084	58
AXB	0	0	0	246	726	247
BAND	0	0	0	0	0	0
BOB	0	4204	598	1296	5732	634
BOI	1403	605	450	1705	4180	486
BOM	5	98	0	135	291	300
CNB	2	9	9	1032	1447	58
CBI	280	365	12	691	936	12
DNB	11	3	0	60	39	0
HDF	200	271	38	601	977	77
ICI	0	0	-1	113	324	34
IDB	0	0	0	392	756	38
INB	0	0	0	8	16	0
IIB	0	1	0	42	377	0
IOB	2140	2311	29	2663	3568	54
PNB	21	1	1	823	971	131
PSB	0	0	0	3582	3572	198
SBI	1060	1724	165	16098	34676	2074
SYB	0	0	0	156	2001	19
UBI	27902	28733	119	33350	37582	661
UCO	0	0	77	4029	5140	237
UOB	8	7	0	213	319	24
VJB	0	0	0	758	818	11
YES	0	0	0	0	0	0
MRB	61	64	75	10668	36049	639
IUCB	21	0	0	21	78	0
MSCB	41	75	0	345	1133	192
MPCB	0	0	0	0	0	0
MWCB	0	0	0	0	0	0
<b>TOTAL</b>	<b>34282</b>	<b>38814</b>	<b>1622</b>	<b>80515</b>	<b>142792</b>	<b>6184</b>

**Committee on Financial Sector Plan (CFSP)  
Progress Report as on 30.09.2017**

The status reports as on September'17 received from 16 districts are given below.

SI No	Name of district	Lead Bank Allotted to	No. of villages	No. of house – holds	No. of house holds covered by opening bank accounts (No. of accounts opened)	No. of KCC issued
1	Thoubal	State Bank of India	128	85295	422478	8779
2	Kakching					889
3	Chandel					1550
4	Tengnoupal		447	29097	83230	1043
5	Churachandpur					4346
6	Pherzawl					0
7	Senapati		934	34487	184830	5531
8	Kangpokpi					2648
9	Imphal West					20908
10	Imphal East	United Bank of India	195	91806	217411	7004
11	Jiribam					54
12	Bishnupur		48	44891	256816	7676
13	Tamenglong					134
14	Noney					17
15	Ukhrul		198	35790	127440	576
16	Kamjong					0
	<b>TOTAL</b>		<b>2884</b>	<b>507152</b>	<b>2488744</b>	<b>61155</b>

**CREDIT FLOW TO THE MEMBERS OF MINORITY COMMUNITIES.**

The Government of India, Ministry of Minority Affairs, has notified the following as minority communities:

(i) Muslims (ii) Christians (iii) Sikhs (iv) Buddhist (v) Zoroastrians

Manipur state has 9 revenue districts, out of these the following 6 districts having minority concentration namely: (1) Senapati (2) Kangpokpi (3) Ukhrul (4) Kamjong (5) Chandel (6) Tengnoupal (7) Churachandpur (8) Pherzawl (9) Tamenglong (10) Noney (11) Thoubal and (Kakching).

The status reports received from the 12 districts of the state as on 30.09.2017 are as follows.

District	Muslims		Christians		Total		% to P.S. Advance
	No.	Amt.	No.	Amt.	No.	Amt.	
Thoubal	605	657.27	72	166.89	677	824.16	9
Kakching	12	67.59	35	74.80	47	142.39	3
Chandel	3	10.99	296	972.77	299	983.75	60
Tengnoupal	3	7.41	855	1125.93	858	1133.35	81
Churachandpur	25	80.34	5666	8853.84	5692	8934.18	64
Pherzawl	0	0.00	0	0.00	0	0.00	0
Senapati	0	0.00	2753	4232.57	2753	4232.57	75
Kangpokpi	0	0.00	2697	3577.37	2697	3577.37	101
Tamenglong	0	0.00	1860	1930.38	1860	1930.38	82
Noney	0	0.00	492	279.58	492	279.58	99
Ukhrul	0	0.00	2555	2553.26	2555	2553.26	80
Kamjong	0	0.00	134	68.60	134	68.60	80

**REVIEW OF PROGRESS ON FINANCING SELF HELP GROUPS (SHGs)  
SELF HELP GROUPS (SHGs)**

- Nos. of SHGs formed in the States since 1.4.2000 is 30145 and during the current year 1054 SHGs have been formed.
- No of SHGs which have taken up economic activities is 26730

**Progress during 2017-18**

(Disbursement from 01.04.2017 to 31.03.2018)

<b>Target</b> (Amt. ` in lakhs)	Rs. 238.30
<b>Achievement</b> (Amt. ` in lakhs)	Rs. 79.81

**DISTRICTWISE POSITION OF SELF HELP GROUPS  
IN MANIPUR (STATE) AS ON 30.09.2017**

SI No	District	No of SHGs formed	No of women SHGs	No of SHGs taken up economic activities
1	Thoubal	5403	5036	4657
2	Kakching	410	384	288
3	Chandel	773	696	382
4	Tengnoupal	771	695	796
5	Churachandpur	2324	2190	1965
6	Pherzawl	0	0	0
7	Senapati	3376	3255	2982
8	Kangpokpi	462	445	408
9	Imphal West	7214	6277	6362
10	Imphal East	3278	2970	2953
11	Jiribam	10	0	0
12	Bishnupur	3420	3027	3390
13	Tamenglong	595	482	515
14	Noney	479	387	433
15	Ukhrul	1622	1486	1593
16	Kamjong	8	7	8
<b>TOTAL</b>		<b>30145</b>	<b>27337</b>	<b>26730</b>

**FINANCE MADE TO SELF HELP GROUPS IN LAST TWO YEARS AND  
CURRENT FINANCIAL YEAR**

	April 15 to Sept'15	April 16 to Sept'16	April'17 to Sept'17
No of SHGs	355	87	71
No of Members	6745	1651	1347
Bank loan (Rs in Cr)	1.04	0.65	0.80
Per group loan (Rs. in thousand)	29	75.14	112.41
Per member loan (Rs. in thousand)	1.55	3.96	5.93
Growth Rate (%) (In Nos.)	-38.15	-75.49	-19.75

### Progress under SHG Bank Linkage during the Financial Year (2017-18)

As. on 30.09.2017

SI No	Name of the district	SHG Deposit Linkage
		Deposit Linkage during the year
1	Thoubal	209
2	Kakching	72
3	Chandel	0
4	Tengnoupal	49
5	Churachandpur	3
6	Pherzwal	0
7	Senapati	2
8	Kangpokpi	0
9	Imphal West	204
10	Imphal East	271
11	Jiribam	0
12	Bishnupur	192
13	Tamenglong	0
14	Noney	49
15	Ukhrul	3
16	Kamjong	0
<b>Total</b>		<b>1054</b>

Bank wise SHG Performance is placed on page nos. 22 & 23 of this Booklet.

### Progress in Rural Self-Employment Training Institute (RSETI): Churachandpur

Name of Bank/ F I	State Bank of India	
District	Churachandpur	
Training Programme	Current Financial Year	Cumulative
No. of Training Programme	10	79
No. of Trainee	249	1551
<b>Settlement</b>	<b>No.</b>	<b>No.</b>
With Bank Finance	43	146
With Self Finance	120	728
Wage Employment	0	31
Total Settlement	163	605
<b>Settlement %</b>	<b>65%</b>	<b>39%</b>

**BANKING PROFILE**

Convenor: State Bank of India

**Current Quarter**

As on 30.09.2017

Amount` in lakhs

Sl. No.	Profile	Comm. Banks	RRBs	Co-op Banks	SUB TOTAL	NEDFi, SIDB, RIDF & IPPB	Total
1	Branch Network	145	22	20	187	59	246
2	Aggregate Deposit	675474.2	24928.31	42221.95	742624.46	NA	472624.46
3	Aggregate Advances	349317.17	11657.29	31478.38	392452.84	38605.10	431057.94
4	C:D Ratio (Avg)	52	47	75	53	NA	58
5	Priority Sec. Adv.	176261.29	10995.61	26624.81	213881.71	38605.10	252486.81
	% to Agg. Adv.	50	94	85	54	100	59
6	Adv. to Agri.	33660.25	4274.32	6608.37	44542.94	NA	44542.94
	% to Agg Adv.	10	37	21	13	NA	10
7	Adv. MSME sec.	54019.66	5714.76	4445.14	64179.56	NA	64179.56
	% to Agg. Adv.	15	49	14	16	NA	15
8	Adv. Education	3290.78	2.68	5.86	3299.32	NA	3299.32
	% to Agg. Adv.	1	0	0	1	NA	1
9	Adv. Housing	56227.71	855.91	5984.36	63067.98	NA	63067.98
	% to Agg. Adv.	16	8	19	16	NA	15
10	Adv. Other Prio	28517.67	147.94	9581.08	38246.69	38605.10	76851.79
	% to Agg. Adv.	8	1	30	10	100	18
11	Recovery % of Priority Sec. Adv.	86	95	40	54	NA	54
12	Overdue % of Priority Sec Adv.	14	5	60	46	NA	46

**BANKING PROFILE**

Convenor: State Bank of India

**Previous Quarter**

As on 30.06.2017

Amount` in lakhs

Sl. No.	Profile	Comm. Banks	RRBs	Co-op Banks	SUB TOTAL	NEDFi, SIDB, RIDF & IPPB	Total
1	Branch Network	144	28	20	192	59	251
2	Aggregate Deposit	677702.78	29406.50	41733.43	748842.71	NA	748842.71
3	Aggregate Advances	331414.55	11079.11	26677.35	369171.01	25992.75	395163.76
4	C:D Ratio (Avg)	49	38	64	49	NA	53
5	Priority Sec. Adv.	198904.35	10442.33	22282.66	231629.34	25992.75	257622.09
	% to Agg. Adv.	60	94	84	63	100	65
6	Adv. to Agri.	39517.15	3922.00	6410.62	49849.77	NA	49849.77
	% to Agg Adv.	12	35	24	14	NA	13
7	Adv. SSI sec.	34735.66	5541.37	6554.74	46831.77	NA	46831.77
	% to Agg. Adv.	10	50	25	13	NA	12
8	Adv. Education	3175.04	0.69	5.86	3181.59	NA	3181.59
	% to Agg. Adv.	1	0	0	1	NA	1
9	Adv. Housing	51190.85	863.91	2040.94	54095.70	NA	54095.70
	% to Agg. Adv.	17	8	8	15	NA	14
10	Adv. Other Prio	70285.65	114.36	7270.50	77670.51	25992.75	103663.26
	% to Agg. Adv.	21	1	27	21	100	26
11	Recovery % of Priority Sec. Adv.	43	74	5	25	NA	25
12	Overdue % of Priority Sec Adv.	57	26	95	75	NA	75

**DISTRICTWISE DISTRIBUTION OF BANK BRANCHES IN THE STATE**

Sl. No.	District	As on 30.09.2017				Commercial Banks	Regional Rural Banks	Dist. Co-op Banks	Total
		Rural	Semi-Urban	Urban	Total				
1	Thoubal	2	11	0	13	9	3	1	13
2	Kakching	0	7	0	7	5	1	1	7
3	Chandel	3	0	0	3	3	0	0	3
4	Tengnoupal	2	4	0	6	5	1	0	6
5	Churhandpur	16	0	0	16	14	1	1	16
6	Pherzawl	1	0	0	1	1	0	0	1
7	Senapati	10	0	0	10	10	0	0	10
8	Kangpokpi	8	0	0	8	6	1	1	8
9	Imphal West	7	1	54	62	50	5	7	62
10	Imphal East	13	0	18	31	23	4	4	31
11	Jiribam	1	0	0	1	1	0	0	1
12	Bishnupur	3	13	0	16	10	3	3	16
13	Tamenglong	0	3	0	3	2	0	1	3
14	Noney	3	0	0	3	1	2	0	3
15	Ukhrul	1	5	0	6	4	1	1	6
16	Kamjong	1	0	0	1	1	0	0	1
	<b>TOTAL</b>	<b>71</b>	<b>44</b>	<b>72</b>	<b>187</b>	<b>145</b>	<b>22</b>	<b>20</b>	<b>187</b>
	<b>NEDFI, SIDB &amp; RIDF</b>	<b>3 branches</b>			<b>190</b>	<b>3 branches</b>			<b>190</b>
	<b>POST OFFICE</b>	<b>56 branches</b>			<b>246</b>	<b>56 branches</b>			<b>246</b>

## BRANCH NETWORK

As on 30.09.2017

SI.No.	Name of the Bank	Rural	Semi-urban	Urban	Total
1	ALB	2	1	1	4
2	AXB	1	3	4	8
3	BAND	-	-	1	1
4	BOB	4	0	1	5
5	BOI	1	1	1	3
6	BOM	-	-	1	1
7	CNB	1	1	2	4
8	CBI	3	2	4	9
9	DNB	-	-	1	1
10	HDF	3	1	3	7
11	ICI	1	1	5	7
12	IDB	1	-	1	2
13	IIB	-	-	2	2
14	IND	-	-	1	1
15	IOB	1	1	1	3
16	PNB	1	1	1	3
17	PSB	2	-	2	4
18	SBI	21	9	11	41
19	SYB	-	-	1	1
20	UBI	4	8	6	18
21	UCO	6	4	3	13
22	UOB	-	-	1	1
23	VJB	2	-	3	5
24	YES	-	-	1	1
	<b>ASCB_TOT</b>	<b>54</b>	<b>33</b>	<b>58</b>	<b>145</b>
25	MRB	13	4	5	22
	<b>RRB_TOT</b>	<b>13</b>	<b>4</b>	<b>5</b>	<b>22</b>
26	IUCB	1	-	7	8
27	MSCB	3	6	1	10
28	MPCB	-	1	-	1
29	MWCB	-	-	1	1
	<b>CO-OP-TOT</b>	<b>4</b>	<b>7</b>	<b>9</b>	<b>20</b>
	<b>SUB-TOTAL</b>	<b>71</b>	<b>44</b>	<b>72</b>	<b>187</b>
	<b>NEDFI, SIDB &amp; RIDF</b>	<b>3 branches</b>			<b>3</b>
	<b>TOTAL</b>	<b>71</b>	<b>44</b>	<b>72</b>	<b>190</b>
	<b>POST OFFICE</b>	<b>56 branches</b>			<b>246</b>



## DISTRICT WISE BANK WISE BRANCH NETWORK

As on 30.09.2017

Sl. No.	Bank	Imphal West	Imphal East	Jiribam	Thoubal	Kakching	Bish-nupur	Chan-del	Tengnoupal	Chura-chandpur	Pherzawl	Tameng-long	Noney	Sena-pati	Kangpokpi	Ukhrul	Kamjong	Total
1	ALB	1	1			1									1			4
2	AXB	2	2			1	1		1	1								8
3	BAND	1																1
4	BOB	4	1															5
5	BOI	1	1		1													3
6	BOM	1																1
7	CNB	1	1		1					1								4
8	CBI	2	2		1		1			2				1				9
9	DNB	1																1
10	HDF	2	2		1					1				1				7
11	ICI	3	2		1					1								7
12	IDB	1								1								2
13	IIB	2																2
14	IND	1																1
15	IOB	1			1										1			3
16	PNB	1	1		1													3
17	PSB	1	3															4
18	SBI	12	3		1	1	4	2	2	4	1		1	5	3	1	1	41
19	SYB	1																1
20	UBI	4	2	1	1	1	1		1	1		2		2		2		18
21	UCO	2	2			1	3	1	1	1				1		1		12
22	UOB	1																1
23	VJB	3								1					1			5
24	YES	1																1
<b>ASCB TOTAL</b>		<b>50</b>	<b>23</b>	<b>1</b>	<b>9</b>	<b>5</b>	<b>10</b>	<b>3</b>	<b>5</b>	<b>14</b>	<b>1</b>	<b>2</b>	<b>1</b>	<b>10</b>	<b>6</b>	<b>4</b>	<b>1</b>	<b>145</b>
25	MRB	5	4		3	1	3		1	1			2		1	1		22
<b>RRB TOTAL</b>		<b>5</b>	<b>4</b>		<b>3</b>	<b>1</b>	<b>3</b>		<b>1</b>	<b>1</b>			<b>2</b>		<b>1</b>	<b>1</b>		<b>22*</b>
26	IUCB	5	3															8
27	MSCB	1	1		1	1	2			1		1			1	1		10
28	MPCB						1											1
29	MWCB	1																1
<b>CO-OP TOTAL</b>		<b>7</b>	<b>4</b>		<b>1</b>	<b>1</b>	<b>3</b>			<b>1</b>		<b>1</b>			<b>1</b>	<b>1</b>		<b>20</b>
<b>TOTAL</b>		<b>62</b>	<b>31</b>	<b>1</b>	<b>13</b>	<b>7</b>	<b>16</b>	<b>3</b>	<b>6</b>	<b>16</b>	<b>1</b>	<b>3</b>	<b>3</b>	<b>10</b>	<b>8</b>	<b>6</b>	<b>1</b>	<b>187</b>
<b>NEDFI, SIDB &amp; RIDF</b>		<b>3 branches</b>																<b>190</b>
<b>POST OFFICE</b>		<b>56 branches</b>																<b>246</b>

\* Non-functioning branches of MRB  
Kangpokpi (1) and Noney (1)

## DISTRICT WISE BANKING KEY INDICATORS AS ON 30.09.2017

Amt. ` in lakhs

SI. NO.	District	Deposit	Advance	CD ratio Norm 60%	KCC Sanctioned	% of Agri. Adv to NBC 18%	Total Priority Sector Advances	% of PS Advance to NBC Norm 40%
1	Thoubal	22171.85	17389.44	78	4210.31	19	9026.25	52
2	Kakching	8750.59	9053.40	103	481.18	19	5694.97	63
3	Chandel	7385.00	7106.42	96	560.54	2	1643.00	23
4	Tengnoupal	6845.32	5517.95	81	642.30	13	1398.33	25
5	Churachandpur	48663.61	28815.62	59	10291.86	13	14039.73	49
6	Pherzawl	5.00	0.00	0	0.00	0	0.00	0
7	Senapati	20572.64	17690.10	86	3654.83	7	5681.25	32
8	Kangpokpi	11198.37	10299.29	92	653.78	20	3544.21	34
9	Imphal West	490867.59	228750.69	47	10869.26	9	130816.68	57
10	Imphal East	74622.55	43022.05	58	2890.69	15	24898.30	58
11	Jiribam	3407.00	485.00	14	14.55	39	368.66	76
12	Bishnupur	18577.59	15330.26	83	2691.51	24	10866.29	71
13	Tamenglong	9866.37	2618.88	27	12.55	32	2359.67	90
14	Noney	1520.51	779.85	51	5.97	7	282.59	36
15	Ukhru	17535.47	5038.89	29	130.96	17	3176.03	63
16	Kamjong	635.00	555.00	87	0.00	0	85.75	15
<b>TOTAL</b>		<b>742624.46</b>	<b>392452.84</b>	<b>53</b>	<b>37110.29</b>	<b>11</b>	<b>213881.71</b>	<b>54</b>
<b>NEDFI, SIDBI &amp; RIDF</b>		<b>0.00</b>	<b>38605.10</b>	<b>NA</b>	<b>NA</b>	<b>NA</b>	<b>38605.10</b>	<b>100</b>
<b>GRAND TOTAL</b>		<b>742624.46</b>	<b>431057.94</b>	<b>58</b>	<b>37110.29</b>	<b>0</b>	<b>252486.81</b>	<b>59</b>

## BANKWISE BANKING KEY INDICATORS AS ON 30.09.2017

Amt. ` in lakhs

Sl. NO.	Bank	Deposit	Advance	CD ratio Norm 60%	KCC Sanctioned	% of Agri. Adv to NBC 18%	Total Priority Sector Advances	% of PS Advance to NBC Norm 40%
<b>Commercial Banks</b>								
1	ALB	11531.33	6341.00	55	177.71	23	4541.25	72
2	AXB	47082.05	23457.19	50	0.00	11	12959.92	55
3	BAND	2362.57	1052.44	45	0.00	19	1045.51	99
4	BOB	30483.00	4847.80	16	173.97	8	2038.12	42
5	BOI	6206.92	4920.77	79	60.65	6	3938.16	80
6	BOM	2461.31	1368.79	56	0.00	1	925.71	68
7	CNB	5276.30	4157.93	79	203.16	13	2679.19	64
8	CBI	16706.84	10771.86	64	570.02	13	7711.49	72
9	DNB	77.00	9.65	13	0.00	0	3.66	38
10	HDF	19060.77	11465.45	60	8956.30	13	3437.13	30
11	ICI	12888.45	5975.21	46	2499.42	83	5320.91	89
12	IDB	6317.00	2526.69	40	390.02	32	2228.20	88
13	INB	87.05	41.41	48	0.00	0	0.00	0
14	IIB	2332.07	6.08	0	0.00	0	0.00	0
15	IOB	9881.96	2802.72	28	179.77	6	1891.58	67
16	PNB	12359.34	8662.58	70	4848.61	68	7813.80	90
17	PSB	15096.87	5533.20	37	75.85	2	4801.00	87
18	SBI	319718.00	182046.64	57	13099.64	3	57024.00	31
19	SYB	1324.00	1405.40	106	0.00	2	695.40	49
20	UBI	119983.17	56274.49	47	1065.17	10	44977.53	80
21	UCO	20812.07	11374.92	55	289.15	10	9767.32	86
22	UOB	858.87	810.09	94	0.00	0	77.55	10
23	VJB	10935.26	3197.86	29	34.65	6	2120.86	66
24	YES	1632.00	267.00	16	0.00	0	263.00	99
<b>Sub-Total</b>		<b>675474.20</b>	<b>349317.17</b>	<b>52</b>	<b>32624.09</b>	<b>10</b>	<b>176261.29</b>	<b>50</b>
<b>Regional Rural Banks</b>								
25	MRB	24928.31	11657.29	47	4103.68	37	10995.61	94
<b>Sub-Total</b>		<b>24928.31</b>	<b>11657.29</b>	<b>47</b>	<b>4103.68</b>	<b>37</b>	<b>10995.61</b>	<b>94</b>
<b>Co-Op Banks</b>								
26	IUCB	28253.97	17021.07	60	0.00	2	14369.83	84
27	MSCB	11927.78	13361.49	112	72.15	44	11294.01	85
28	MPCB	733.81	422.55	58	306.47	48	404.98	96
29	MWCB	1306.39	673.27	52	3.90	17	555.99	83
<b>Sub-Total</b>		<b>42221.95</b>	<b>31478.38</b>	<b>75</b>	<b>382.52</b>	<b>21</b>	<b>26624.81</b>	<b>85</b>
<b>Total</b>		<b>742624.46</b>	<b>392452.84</b>	<b>53</b>	<b>37110.29</b>	<b>11</b>	<b>213881.71</b>	<b>54</b>
<b>NEDFI, SIDBI &amp; RIDF</b>		<b>0.00</b>	<b>38605.10</b>	<b>NA</b>	<b>NA</b>	<b>NA</b>	<b>38605.10</b>	<b>100</b>
<b>GRAND TOTAL</b>		<b>742624.46</b>	<b>431057.94</b>	<b>58</b>	<b>37110.29</b>	<b>11</b>	<b>252486.81</b>	<b>59</b>

**LAST THREE YEARS COMPARATIVE STATEMENT OF BANKING KEY INDICATORS IN MANIPUR STATE**

Amt. ` in Crore

SI No	Particulars	As on Sept'15	As on Sept'16	As on Sept'17
1	Total no. of branches	173	190	246
	Rural	77	77	71
	Semi-Urban	44	44	44
	Urban	49	66	72
	NEDFI, SIDBI, RIDF & IPPB	3	3	59
2	Deposits	5574.26	6199.44	7426.24
3	Net Bank Credit (NBC)	2492.32	3182.97	3924.53
4	C.D. ratio (60%)	45	51	53
5	P.S. Advance (NBC)	1694.06	2062.43	2138.82
6	% of P.S. Adv to NBC (40%)	68	65	54
A	Ag. Term Loans	417.83	475.33	445.43
	% of Agri Adv to NBC	17	15	13
B	MSME	(SSI) 298.22	(SSI) 345.77	641.80
	% of MSME to NBC	12	11	18
C	Transport Operators	38.09	43.83	16.75
D	Education Loans	37.24	37.58	32.99
E	Housing Loans	356.43	470.73	630.68
F	Social Infrastructure	0.00	0.00	4.31
G	Renewable Energy	0.00	0.97	1.15
H	Other Priority Sector	809.24	733.46	382.47
7	Performance under ACP	490.04	551.82	598.10
i	Agl. & Allied Activities Target (Annual)	589.41	294.62	652.00
ii	Agl. & Allied Activities achievement	85.42	79.79	100.88
iii	% of achievement	14	27	15
i	MSME Target(Annual)	(SSI) 171.52	(SSI) 164.90	432.81
ii	MSME Achievement	(SSI) 41.36	(SSI) 30.75	106.09
iii	% of achievement	(SSI) 24	(SSI) 19	25
i	Education Loan Target (Annual)	39.70	26.87	36.71
ii	Education Loan Achievement	2.50	2.50	16.85
iii	% of achievement	6	9	46
i	Housing Loan Target (Annual)	131.67	146.74	153.94
ii	Housing Loan Achievement	43.77	69.83	80.20
iii	% of achievement	33	48	52
i	Social Infrastructure Target (Annual)	0.00	11.68	12.64
ii	Social Infrastructure Achievement	0.00	0.23	5.23
iii	% of achievement	0	2	41
i	Renewable Energy Target (Annual)	0.00	4.74	4.94
ii	Renewable Energy Achievement	0.00	0.00	0.30
iii	% of achievement	0	0	6
i	Other Priority Sector Target(annual)	296.79	298.51	28.23
ii	Other Priority Sector Achiv.	103.12	74.60	17.04
iii	% of achievement	35	25	60
A	Total Target (annual)	1528.89	1368.64	1706.20
B	Total Performance A	490.04	551.82	598.39
C	% of achievement	32	40	35
8	NRLM Credit Target amt in Crs(annual)	0	0	0
	NRLM Achievement amt in Crs	0	0	0
	% of achievement	0	0	0
9	PMEGP Annual Target (Nos)	3000	2304	5379
	PMEGP Achievement (Nos)	0	462	264
	% of Achievement	0	20	5
	Amount in Rs Cr	0	20.55	8.97

## SEGREGATION OF ADVANCES

As on 30.09.2017

Amt. ` in lakhs

Bank	Non-Priority		Priority	Total	Weaker	Agl	PSA to	WSA to	AGL to
	Total O/s	NPA	Sector	Advance	Section	O/s	T. Adv (%)	PSA (%)	T. Adv (%)
ALB	1799.75	0.00	4541.25	6341.00	0.00	1463.66	72	0	23
AXB	10497.27	0.00	12959.92	23457.19	0.00	2517.38	55	0	11
BAND	6.93	0.00	1045.51	1052.44	0.00	195.04	99	0	19
BOB	2809.68	0.00	2038.12	4847.80	0.00	368.00	42	0	8
BOI	982.61	0.00	3938.16	4920.77	0.00	307.36	80	0	6
BOM	443.08	52.70	925.71	1368.79	0.00	13.20	68	0	1
CNB	1478.74	0.86	2679.19	4157.93	0.94	550.81	64	0	13
CBI	3060.37	66.51	7711.49	10771.86	0.00	1361.53	72	0	13
DNB	5.99	0.00	3.66	9.65	0.00	0.00	38	0	0
HDF	8028.32	51.96	3437.13	11465.45	21.59	1537.75	30	1	13
ICI	654.30	0.00	5320.91	5975.21	0.00	4983.43	89	0	83
IDB	298.49	4.58	2228.20	2526.69	0.00	797.71	88	0	32
INB	41.41	0.00	0.00	41.41	0.00	0.00	0	0	0
IIB	6.08	0.00	0.00	6.08	0.00	0.00	0	0	0
IOB	911.14	0.00	1891.58	2802.72	87.96	172.69	67	5	6
PNB	848.78	3.60	7813.80	8662.58	0.00	5881.64	90	0	68
PSB	732.20	43.00	4801.00	5533.20	0.00	116.00	87	0	2
SBI	125022.64	2581.75	57024.00	182046.64	3205.64	6182.53	31	6	3
SYB	710.00	86.46	695.40	1405.40	0.00	26.72	49	0	2
UBI	11296.96	111.65	44977.53	56274.49	2548.00	5901.30	80	6	10
UCO	1607.60	0.00	9767.32	11374.92	0.00	1092.95	86	0	10
UOB	732.54	0.00	77.55	810.09	0.00	0.71	10	0	0
VJB	1077.00	8.00	2120.86	3197.86	0.00	189.84	66	0	6
YES	4.00	0.00	263.00	267.00	0.00	0.00	99	0	0
<b>ASCB_TOL</b>	<b>173055.88</b>	<b>3011.07</b>	<b>176261.29</b>	<b>349317.17</b>	<b>5864.13</b>	<b>33660.25</b>	<b>50</b>	<b>3</b>	<b>10</b>
MRB	661.68	13.45	10995.61	11657.29	605.93	4274.32	94	6	37
<b>RRB_TOL</b>	<b>661.68</b>	<b>13.45</b>	<b>10995.61</b>	<b>11657.29</b>	<b>605.93</b>	<b>4274.32</b>	<b>94</b>	<b>6</b>	<b>37</b>
IUCB	2651.24	145.01	14369.83	17021.07	0.00	402.12	84	0	2
MSCB	2067.48	1534.25	11294.01	13361.49	0.71	5889.35	85	0	44
MPCB	17.57	0.00	404.98	422.55	256.56	203.27	96	63	48
MWCB	117.28	0.00	555.99	673.27	0.00	113.63	83	0	17
<b>CO-OP_TOL</b>	<b>4853.57</b>	<b>1679.26</b>	<b>26624.81</b>	<b>31478.38</b>	<b>257.27</b>	<b>6608.37</b>	<b>85</b>	<b>1</b>	<b>21</b>
<b>TOTAL</b>	<b>178571.13</b>	<b>4703.78</b>	<b>213881.71</b>	<b>392452.84</b>	<b>6727.33</b>	<b>44542.94</b>	<b>54</b>	<b>3</b>	<b>11</b>
NEDFI, SIDBI & RIDF	0.00	0.00	38605.10	38605.10	0.00	0.00	100	NA	NA
<b>GRAND TOTAL</b>	<b>178571.13</b>	<b>4703.78</b>	<b>252486.81</b>	<b>431057.94</b>	<b>6727.33</b>	<b>44542.94</b>	<b>59</b>	<b>3</b>	<b>10</b>

## ANALYSIS OF PRIORITY SECTOR ADVANCES

As on 30.09.2017

Amt. ` in lakhs

Sl. No.	Bank	Outstanding		Demand Raised	Recovery		Overdue		Gross NPA		New Loans
		A/c	Amt		Amt	%	Amt	%	Amt	%	
1	ALB	824	4541.25	468.90	261.90	56	207.00	44	184.33	4	936.34
2	AXB	2717	12959.92	0.00	0.00	0	0.00	0	0.00	0	601.23
3	BAND	5874	1045.51	0.00	0.00	0	0.00	0	0.00	0	848.74
4	BOB	0	2038.12	0.00	0.00	0	0.00	0	0.00	0	1110.34
5	BOI	1337	3938.16	34.24	29.65	87	4.59	13	30.47	1	2723.66
6	BOM	118	925.71	34.06	1.90	6	32.16	94	34.06	4	132.25
7	CNB	1436	2679.19	43.03	30.21	70	12.82	30	247.41	9	521.60
8	CBI	2591	7711.49	975.65	930.65	95	45.00	5	989.28	13	520.75
9	DNB	4	3.66	0.11	0.08	73	0.03	27	0.00	0	5.62
10	HDF	1556	3437.13	175.10	175.10	100	0.00	0	34.03	1	967.50
11	ICI	4362	5320.91	0.00	0.00	0	0.00	0	0.00	0	4885.15
12	IDB	1524	2228.20	76.83	76.61	100	0.22	0	509.33	23	142.76
13	INB	0	0.00	0.00	0.00	0	0.00	0	0.00	0	13.82
14	IIB	0	0.00	0.00	0.00	0	0.00	0	0.00	0	0.00
15	IOB	538	1891.58	0.00	0.00	0	0.00	0	27.88	1	571.40
16	PNB	7499	7813.80	90.00	30.92	34	59.08	66	296.90	4	1314.67
17	PSB	1255	4801.00	149.00	111.00	74	38.00	26	86.00	2	417.10
18	SBI	14908	57024.00	3463.95	3034.09	88	429.86	12	2146.38	4	7250.26
19	SYB	220	695.40	0.00	0.00	0	0.00	0	145.58	21	47.42
20	UBI	18926	44977.53	1057.73	962.23	91	95.50	9	1445.51	3	3920.08
21	UCO	5489	9767.32	0.00	0.00	0	0.00	0	0.00	0	710.61
22	UOB	65	77.55	0.00	0.00	0	0.00	0	0.00	0	0.00
23	VJB	604	2120.86	56.93	45.54	80	11.39	20	37.24	2	798.15
24	YES	1	263.00	0.00	0.00	0	0.00	0	0.00	0	0.00
<b>ASCB_TOL</b>		<b>71848</b>	<b>176261.29</b>	<b>6625.53</b>	<b>5689.88</b>	<b>86</b>	<b>935.65</b>	<b>14</b>	<b>6214.40</b>	<b>4</b>	<b>28439.45</b>
25	MRB	18848	10995.61	929.84	886.68	95	43.16	5	916.39	8	3485.46
<b>RRB_TOL</b>		<b>18848</b>	<b>10995.61</b>	<b>929.84</b>	<b>886.68</b>	<b>95</b>	<b>43.16</b>	<b>5</b>	<b>916.39</b>	<b>8</b>	<b>3485.46</b>
26	IUCB	2488	14369.83	10095.25	1933.54	19	8161.71	81	8081.17	56	0.00
27	MSCB	10723	11294.01	6312.74	4519.36	72	1793.38	28	9603.22	85	237.03
28	MPCB	293	404.98	54.33	25.37	47	28.96	53	23.37	6	290.71
29	MWCB	305	555.99	92.70	77.91	84	14.79	16	22.68	4	177.28
<b>CO-OP_TOL</b>		<b>13809</b>	<b>26624.81</b>	<b>16555.02</b>	<b>6556.18</b>	<b>40</b>	<b>9998.84</b>	<b>60</b>	<b>17730.44</b>	<b>67</b>	<b>705.02</b>
<b>TOTAL</b>		<b>104505</b>	<b>213881.71</b>	<b>24110.39</b>	<b>13132.74</b>	<b>54</b>	<b>10977.65</b>	<b>46</b>	<b>24861.23</b>	<b>12</b>	<b>32629.93</b>
<b>NEDFI, SIDBI &amp; RIDF</b>			<b>38605.10</b>								
<b>GRAND TOTAL</b>		<b>104505</b>	<b>252486.81</b>	<b>24110.39</b>	<b>13132.74</b>	<b>54</b>	<b>10977.65</b>	<b>46</b>	<b>24861.23</b>	<b>10</b>	<b>32629.93</b>

## **ANALYSIS OF PRIORITY SECTOR ADVANCES UNDER AGRICULTURE**

As on 30.09.2017

Amt. ` in lakhs

Sl. No.	Banks	No. of A/c	Total OS	Demand Raised	Recovery		Overdues		Gross NPA		New Loans	% to total Advance
					Amount	%	Amount	%	Amount	%		
1	ALB	297	1463.66	184.90	48.07	26	136.83	74	47.00	3	229.57	23
2	AXB	1363	2517.38	0.00	0.00	0	0.00	0	0.00	0	240.22	11
3	BAND	1191	195.04	0.00	0.00	0	0.00	0	0.00	0	135.45	19
4	BOB	0	368.00	0.00	0.00	0	0.00	0	0.00	0	360.00	8
5	BOI	419	307.36	0.50	0.50	100	0.00	0	0.00	0	244.99	6
6	BOM	3	13.20	0.00	0.00	0	0.00	0	0.00	0	0.00	1
7	CNB	491	550.81	8.15	0.00	0	8.15	100	143.78	26	67.05	13
8	CBI	829	1361.53	100.75	22.65	22	78.10	78	26.67	2	252.58	13
9	DNB	0	0.00	0.00	0.00	0	0.00	0	0.00	0	0.00	0
10	HDF	932	1537.75	70.97	51.60	73	19.37	27	10.09	1	505.07	13
11	ICI	4336	4983.43	0.00	0.00	0	0.00	0	0.00	0	4478.68	83
12	IDB	1312	797.71	17.46	13.17	75	4.29	25	486.09	61	60.00	32
13	INB	0	0.00	0.00	0.00	0	0.00	0	0.00	0	0.00	0
14	IIB	0	0.00	0.00	0.00	0	0.00	0	0.00	0	0.00	0
15	IOB	155	172.69	0.00	0.00	0	0.00	0	14.31	8	117.12	6
16	PNB	6825	5881.64	25.20	4.20	17	21.00	83	30.60	1	365.63	68
17	PSB	124	116.00	5.00	2.00	40	3.00	60	4.00	3	10.00	2
18	SBI	5652	6182.53	658.40	390.32	59	268.08	41	4921.76	80	261.71	3
19	SYB	13	26.72	0.00	0.00	0	0.00	0	17.67	66	1.00	2
20	UBI	6703	5901.30	305.06	185.50	61	119.56	39	119.59	2	1160.76	10
21	UCO	1130	1092.95	0.00	0.00	0	0.00	0	0.00	0	131.09	10
22	UOB	1	0.71	0.00	0.00	0	0.00	0	0.00	0	0.00	0
23	VJB	193	189.84	2.36	0.00	0	2.36	100	0.69	0	110.25	6
24	YES	0	0.00	0.00	0.00	0	0.00	0	0.00	0	0.00	0
<b>ASCB_TOL</b>		<b>31969</b>	<b>33660.25</b>	<b>1378.75</b>	<b>718.01</b>	<b>52</b>	<b>660.74</b>	<b>48</b>	<b>5822.25</b>	<b>17</b>	<b>8731.17</b>	<b>0</b>
25	MRB	12191	4274.32	324.79	238.98	74	85.81	26	190.14	4	1038.32	37
<b>RRB_TOL</b>		<b>12191</b>	<b>4274.32</b>	<b>324.79</b>	<b>238.98</b>	<b>74</b>	<b>85.81</b>	<b>26</b>	<b>190.14</b>	<b>4</b>	<b>1038.32</b>	<b>0</b>
26	IUCB	342	402.12	122.28	13.03	11	109.25	89	86.86	22	0.00	2
27	MSCB	5696	5889.35	2858.60	75.80	3	2782.80	97	5052.39	86	53.13	44
28	MPCB	190	203.27	16.42	10.08	61	6.34	39	0.00	0	203.27	48
29	MWCB	185	113.63	20.80	13.65	66	7.15	34	4.50	4	62.08	17
<b>CO-OP_TOL</b>		<b>6413</b>	<b>6608.37</b>	<b>3018.10</b>	<b>112.56</b>	<b>4</b>	<b>2905.54</b>	<b>96</b>	<b>5143.75</b>	<b>78</b>	<b>318.48</b>	<b>0</b>
<b>TOTAL</b>		<b>50573</b>	<b>44542.94</b>	<b>4721.64</b>	<b>1069.55</b>	<b>23</b>	<b>3652.09</b>	<b>77</b>	<b>11156.14</b>	<b>25</b>	<b>10087.97</b>	<b>0</b>
<b>LAST QUARTER DATA</b>												
<b>TOTAL</b>		<b>58643</b>	<b>49849.77</b>	<b>9467.12</b>	<b>2624.86</b>	<b>28</b>	<b>6842.26</b>	<b>72</b>	<b>11623.22</b>	<b>23</b>	<b>4813.64</b>	<b>14</b>

## ANALYSIS OF PRIORITY SECTOR ADVANCES UNDER MSME

As on 30.09.2017

Amt. ` in lakhs

Sl. No.	Banks	No. of A/c	Total OS	Demand Raised	Recovery		Overdues		Gross NPA		New Loans
					Amount	%	Amount	%	Amount	%	
1	ALB	186	1112.15	69.00	4.50	7	64.50	93	30.33	3	323.61
2	AXB	140	2572.11	0.00	0.00	0	0.00	0	0.00	0	258.93
3	BAND	4656	847.89	0.00	0.00	0	0.00	0	0.00	0	713.29
4	BOB	0	253.72	0.00	0.00	0	0.00	0	0.00	0	340.22
5	BOI	557	1300.51	0.00	0.00	0	0.00	0	30.47	2	1239.23
6	BOM	51	197.50	0.00	0.00	0	0.00	0	0.00	0	29.50
7	CNB	802	1013.76	15.50	0.00	0	15.50	100	42.03	4	330.76
8	CBI	1449	5320.87	821.30	142.68	17	678.62	83	931.82	18	239.94
9	DNB	3	1.56	0.08	0.00	0	0.08	100	0.00	0	1.62
10	HDF	553	1807.23	96.23	89.64	93	6.59	7	23.94	1	412.90
11	ICI	25	321.12	0.00	0.00	0	0.00	0	0.00	0	390.12
12	IDB	188	1117.56	49.13	37.61	77	11.52	23	23.24	2	48.95
13	INB	0	0.00	0.00	0.00	0	0.00	0	0.00	0	9.50
14	IIB	0	0.00	0.00	0.00	0	0.00	0	0.00	0	0.00
15	IOB	187	736.03	0.00	0.00	0	0.00	0	13.57	2	137.85
16	PNB	385	1035.09	2.60	0.00	0	2.60	100	203.00	20	610.16
17	PSB	760	1637.00	78.00	58.00	74	20.00	26	57.00	3	68.25
18	SBI	6398	20894.71	2090.96	642.24	31	1448.72	69	1448.56	7	3141.66
19	SYB	191	612.96	0.00	0.00	0	0.00	0	127.91	21	42.05
20	UBI	4635	10893.26	322.25	200.48	62	121.77	38	1096.59	10	507.90
21	UCO	613	1063.63	0.00	0.00	0	0.00	0	0.00	0	157.14
22	UOB	62	61.00	0.00	0.00	0	0.00	0	0.00	0	0.00
23	VJB	254	957.00	43.18	0.00	0	43.18	100	29.50	3	490.40
24	YES	1	263.00	0.00	0.00	0	0.00	0	0.00	0	0.00
<b>ASCB_TOL</b>		<b>22096</b>	<b>54019.66</b>	<b>3588.23</b>	<b>1175.15</b>	<b>33</b>	<b>2413.08</b>	<b>67</b>	<b>4057.96</b>	<b>8</b>	<b>9493.98</b>
25	MRB	6465	5714.76	432.49	322.52	75	109.97	25	602.34	11	1019.34
<b>RRB_TOL</b>		<b>6465</b>	<b>5714.76</b>	<b>432.49</b>	<b>322.52</b>	<b>75</b>	<b>109.97</b>	<b>25</b>	<b>602.34</b>	<b>11</b>	<b>1019.34</b>
26	IUCB	223	1534.46	978.31	184.47	19	793.84	81	397.63	26	0.00
27	MSCB	2768	2717.61	1651.04	51.17	3	1599.87	97	2242.51	83	54.00
28	MPCB	16	127.00	4.99	1.04	21	3.95	79	3.35	3	12.70
29	MWCB	45	66.07	10.18	5.23	51	4.95	49	1.25	2	0.00
<b>CO-OP_TOL</b>		<b>3052</b>	<b>4445.14</b>	<b>2644.52</b>	<b>241.91</b>	<b>9</b>	<b>2402.61</b>	<b>91</b>	<b>2644.74</b>	<b>59</b>	<b>66.70</b>
<b>TOTAL</b>		<b>31613</b>	<b>64179.56</b>	<b>6665.24</b>	<b>1739.58</b>	<b>26</b>	<b>4925.66</b>	<b>74</b>	<b>7305.04</b>	<b>11</b>	<b>10580</b>



## **ANALYSIS OF PRIORITY SECTOR ADVANCES UNDER EDUCATION**

As on 30.09.2017

Amt. ` in lakhs

Sl. No.	Banks	No. of A/c	Total OS	Demand Raised	Recovery		Overdues		Gross NPA		New Loans
					Amount	%	Amount	%	Amount	%	
1	ALB	18	97.00	2.00	1.00	50	1.00	50	1.00	1	20.00
2	AXB	6	30.61	0.00	0.00	0	0.00	0	0.00	0	0.00
3	BAND	0	0.00	0.00	0.00	0	0.00	0	0.00	0	0.00
4	BOB	0	91.00	0.00	0.00	0	0.00	0	0.00	0	60.00
5	BOI	14	32.23	0.00	0.00	0	0.00	0	0.00	0	42.82
6	BOM	6	21.16	0.00	0.00	0	0.00	0	0.00	0	11.40
7	CNB	32	114.85	6.20	0.00	0	6.20	100	0.00	0	57.40
8	CBI	67	183.17	15.70	2.10	13	13.60	87	0.00	0	4.43
9	DNB	1	2.10	0.03	0.00	0	0.03	100	0.00	0	4.00
10	HDF	1	4.17	0.00	0.00	0	0.00	0	0.00	0	0.00
11	ICI	0	0.00	0.00	0.00	0	0.00	0	0.00	0	0.00
12	IDB	4	20.41	0.35	0.35	100	0.00	0	0.00	0	0.00
13	INB	0	0.00	0.00	0.00	0	0.00	0	0.00	0	0.00
14	IIB	0	0.00	0.00	0.00	0	0.00	0	0.00	0	0.00
15	IOB	10	28.12	0.00	0.00	0	0.00	0	0.00	0	0.00
16	PNB	55	216.24	2.00	0.12	6	1.88	94	57.20	26	46.63
17	PSB	20	74.00	0.00	0.00	0	0.00	0	0.00	0	0.00
18	SBI	396	1821.64	318.80	15.45	5	303.35	95	303.35	17	51.37
19	SYB	12	23.56	0.00	0.00	0	0.00	0	0.00	0	4.37
20	UBI	89	316.98	4.79	3.59	75	1.20	25	13.73	4	21.66
21	UCO	46	183.77	0.00	0.00	0	0.00	0	0.00	0	0.00
22	UOB	0	0.00	0.00	0.00	0	0.00	0	0.00	0	0.00
23	VJB	32	29.77	1.75	0.00	0	1.75	100	0.00	0	1.50
24	YES	0	0.00	0.00	0.00	0	0.00	0	0.00	0	0.00
<b>ASCB_TOL</b>		<b>809</b>	<b>3290.78</b>	<b>351.62</b>	<b>22.61</b>	<b>6</b>	<b>329.01</b>	<b>94</b>	<b>375.28</b>	<b>11</b>	<b>325.58</b>
25	MRB	3	2.68	0.00	0.00	0	0.00	0	0.00	0	1358.00
<b>RRB_TOL</b>		<b>3</b>	<b>2.68</b>	<b>0.00</b>	<b>0.00</b>	<b>0</b>	<b>0</b>	<b>0</b>	<b>0.00</b>	<b>0</b>	<b>1358.00</b>
26	IUCB	1	2.00	2.00	0.00	0	2.00	100	2.00	100	0.00
27	MSCB	0	0.00	0.00	0.00	0	0.00	0	0.00	0	0.00
28	MPCB	4	1.36	1.36	0.00	0	1.36	100	0.86	63	1.36
29	MWCB	1	2.50	2.50	0.26	10	2.24	90	2.50	100	0.00
<b>CO-OP_TOL</b>		<b>6</b>	<b>5.86</b>	<b>5.86</b>	<b>0.26</b>	<b>4</b>	<b>5.6</b>	<b>96</b>	<b>5.36</b>	<b>91</b>	<b>1.36</b>
<b>TOTAL</b>		<b>818</b>	<b>3299.32</b>	<b>357.48</b>	<b>22.87</b>	<b>6</b>	<b>334.61</b>	<b>94</b>	<b>380.64</b>	<b>12</b>	<b>1684.94</b>
<b>LAST QUARTER DATA</b>											
<b>TOTAL</b>		<b>673</b>	<b>3181.59</b>	<b>263.24</b>	<b>81.05</b>	<b>31</b>	<b>182.19</b>	<b>69</b>	<b>358.23</b>	<b>11</b>	<b>154.2</b>

## ANALYSIS OF PRIORITY SECTOR ADVANCES UNDER HOUSING

As on 30.09.2017

Amt. in lakhs

Sl. No.	Banks	No. of A/c	Total OS	Demand Raised	Recovery		Overdues		Gross NPA		New Loans
					Amount	%	Amount	%	Amount	%	
1	ALB	70	1146.92	44.00	5.00	11	39.00	89	0.00	0	296.66
2	AXB	336	499.54	0.00	0.00	0	0.00	0	0.00	0	38.64
3	BAND	0	0.00	0.00	0.00	0	0.00	0	0.00	0	0.00
4	BOB	0	1325.40	0.00	0.00	0	0.00	0	0.00	0	350.12
5	BOI	109	1380.29	33.74	29.15	86	4.59	14	0.00	0	1172.62
6	BOM	24	444.18	10.76	0.00	0	10.76	100	10.76	2	33.00
7	CNB	106	977.14	13.18	6.56	50	6.62	50	57.60	6	66.39
8	CBI	113	696.27	37.90	6.50	17	31.40	83	30.79	4	0.00
9	DNB	0	0.00	0.00	0.00	0	0.00	0	0.00	0	0.00
10	HDF	67	78.65	7.90	7.90	100	0.00	0	0.00	0	49.53
11	ICI	1	16.36	0.00	0.00	0	0.00	0	0.00	0	16.35
12	IDB	18	195.92	9.89	9.67	98	0.22	2	0.00	0	33.81
13	INB	0	0.00	0.00	0.00	0	0.00	0	0.00	0	4.32
14	IIB	0	0.00	0.00	0.00	0	0.00	0	0.00	0	0.00
15	IOB	102	820.22	0.00	0.00	0	0.00	0	0.00	0	100.00
16	PNB	51	345.06	60.20	3.00	5	57.20	95	6.10	2	188.66
17	PSB	203	1662.00	9.00	8.00	89	1.00	11	0.00	0	148.50
18	SBI	2461	27694.49	395.79	269.28	68	126.51	32	126.39	0	3365.52
19	SYB	3	31.15	0.00	0.00	0	0.00	0	0.00	0	0.00
20	UBI	1876	14474.61	258.61	189.68	73	68.93	27	161.86	1	1674.47
21	UCO	497	3860.67	0.00	0.00	0	0.00	0	0.00	0	289.56
22	UOB	2	15.84	0.00	0.00	0	0.00	0	0.00	0	0.00
23	VJB	77	563.00	9.64	0.00	0	9.64	100	0.00	0	113.00
24	YES	0	0.00	0.00	0.00	0	0.00	0	0.00	0	0.00
<b>ASCB_TOL</b>		<b>6116</b>	<b>56227.71</b>	<b>890.61</b>	<b>534.74</b>	<b>60</b>	<b>355.87</b>	<b>40</b>	<b>393.50</b>	<b>1</b>	<b>7941.15</b>
25	MRB	163	855.91	152.14	113.84	75	38.30	25	115.37	13	64.80
<b>RRB_TOL</b>		<b>163</b>	<b>855.91</b>	<b>152.14</b>	<b>113.84</b>	<b>75</b>	<b>38.30</b>	<b>25</b>	<b>115.37</b>	<b>13</b>	<b>64.80</b>
26	IUCB	1003	5858.05	4457.79	446.06	10	4011.73	90	3757.67	64	0.00
27	MSCB	6	69.66	0.15	0.15	100	0.00	0	0.00	0	3.00
28	MPCB	3	1.41	1.41	0.00	0	1.41	100	0.65	46	1.41
29	MWCB	11	55.24	8.02	7.02	88	1.00	12	0.56	1	10.00
<b>CO-OP_TOL</b>		<b>1023</b>	<b>5984.36</b>	<b>4467.37</b>	<b>453.23</b>	<b>10</b>	<b>4014.14</b>	<b>90</b>	<b>3758.88</b>	<b>63</b>	<b>14.41</b>
<b>TOTAL</b>		<b>7302</b>	<b>63067.98</b>	<b>5510.12</b>	<b>1101.81</b>	<b>20</b>	<b>4408.31</b>	<b>80</b>	<b>4267.75</b>	<b>7</b>	<b>8020.36</b>
<b>LAST QUARTER DATA</b>											
<b>TOTAL</b>		<b>7789</b>	<b>54095.7</b>	<b>3745.35</b>	<b>1462.64</b>	<b>39</b>	<b>2282.71</b>	<b>61</b>	<b>2621.5</b>	<b>5</b>	<b>3702.13</b>

## ANALYSIS OF OTHER PRIORITY SECTOR ADVANCES

As on 30.09.2017

Amt. ` in lakhs

Sl. No.	Banks	No. of A/c	Total OS	Demand Raised	Recovery		Overdues		Gross NPA		New Loans
					Amount	%	Amount	%	Amount	%	
1	ALB	253	721.52	169.00	2.00	1	167.00	99	106.00	15	66.50
2	AXB	872	7340.28	0.00	0.00	0	0.00	0	0.00	0	63.44
3	BAND	0	0.00	0.00	0.00	0	0.00	0	0.00	0	0.00
4	BOB	0	0.00	0.00	0.00	0	0.00	0	0.00	0	0.00
5	BOI	203	903.37	0.00	0.00	0	0.00	0	0.00	0	0.00
6	BOM	34	249.67	23.30	1.90	8	21.40	92	23.30	9	58.35
7	CNB	5	22.63	0.00	0.00	0	0.00	0	4.00	18	0.00
8	CBI	133	149.65	0.00	0.00	0	0.00	0	0.00	0	23.80
9	DNB	0	0.00	0.00	0.00	0	0.00	0	0.00	0	0.00
10	HDF	3	9.33	0.00	0.00	0	0.00	0	0.00	0	0.00
11	ICI	0	0.00	0.00	0.00	0	0.00	0	0.00	0	0.00
12	IDB	0	0.00	0.00	0.00	0	0.00	0	0.00	0	0.00
13	INB	0	0.00	0.00	0.00	0	0.00	0	0.00	0	0.00
14	IIB	0	0.00	0.00	0.00	0	0.00	0	0.00	0	0.00
15	IOB	84	134.52	0.00	0.00	0	0.00	0	0.00	0	123.84
16	PNB	183	335.77	0.00	0.00	0	0.00	0	0.00	0	103.59
17	PSB	148	1312.00	57.00	20.00	35	37.00	65	25.00	2	190.35
18	SBI	0	0.00	0.00	0.00	0	0.00	0	0.00	0	0.00
19	SYB	0	0.00	0.00	0.00	0	0.00	0	0.00	0	0.00
20	UBI	5623	13391.38	167.02	141.65	85	25.37	15	53.74	0	549.44
21	UCO	3203	3566.30	0.00	0.00	0	0.00	0	0.00	0	132.82
22	UOB	0	0.00	0.00	0.00	0	0.00	0	0.00	0	0.00
23	VJB	48	381.25	0.00	0.00	0	0.00	0	7.05	2	83.00
24	YES	0	0.00	0.00	0.00	0	0.00	0	0.00	0	0.00
<b>ASCB_TOL</b>		<b>10792</b>	<b>28517.67</b>	<b>416.32</b>	<b>165.55</b>	<b>40</b>	<b>250.77</b>	<b>60</b>	<b>219.09</b>	<b>1</b>	<b>1395.13</b>
25	MRB	26	147.94	20.42	15.56	76	4.86	24	8.54	6	5.00
<b>RRB_TOL</b>		<b>26</b>	<b>147.94</b>	<b>20.42</b>	<b>15.56</b>	<b>76</b>	<b>4.86</b>	<b>24</b>	<b>8.54</b>	<b>6</b>	<b>5.00</b>
26	IUCB	919	6573.20	4534.87	386.89	9	4147.98	91	3837.01	58	0.00
27	MSCB	2253	2617.39	1802.95	9.57	1	1793.38	99	2308.32	88	126.90
28	MPCB	80	71.94	30.15	3.96	13	26.19	87	18.51	26	71.97
29	MWCB	63	318.55	51.20	39.65	77	11.55	23	13.87	4	105.20
<b>CO-OP_TOL</b>		<b>3315</b>	<b>9581.08</b>	<b>6419.17</b>	<b>440.07</b>	<b>7</b>	<b>5979.10</b>	<b>93</b>	<b>6177.71</b>	<b>64</b>	<b>304.07</b>
<b>TOTAL</b>		<b>14133</b>	<b>38246.69</b>	<b>6855.91</b>	<b>621.18</b>	<b>9</b>	<b>6234.73</b>	<b>91</b>	<b>6405.34</b>	<b>17</b>	<b>1704.20</b>
<b>NEDFI, SIDBI &amp; RIDF</b>			<b>38605.10</b>								
<b>GRAND TOTAL</b>		<b>14133</b>	<b>76851.79</b>	<b>6855.91</b>	<b>621.18</b>	<b>9</b>	<b>6234.73</b>	<b>91</b>	<b>6405.34</b>	<b>8</b>	<b>1704.20</b>
<b>LAST QUARTER DATA</b>											
<b>GRAND TOTAL</b>		<b>41755</b>	<b>103663.3</b>	<b>11319.17</b>	<b>2998.54</b>	<b>26</b>	<b>8320.63</b>	<b>74</b>	<b>7698.47</b>	<b>7</b>	<b>5454.29</b>

### **PROGRESS ON PMEGP 2017-18**

Bank	Target	Appln. Recd.	Sanctioned		Disbursed		No. of Applns. Pending for		Rejected & Returned
			No.	Amt.	No.	Amt.	Sanction	Disbursal	
ALB	155	53	0	0.00	0	0.00	53	0	0
AXB	300	0	0	0.00	0	0.00	0	0	0
BAND	38	0	0	0.00	0	0.00	0	0	0
BOB	186	73	63	156.40	63	150.40	10	0	0
BOI	115	44	0	0.00	0	0.00	44	0	0
BOM	38	23	3	19.50	2	6.00	20	1	0
CNB	150	20	14	76.00	14	36.40	5	0	1
CBI	338	13	0	0.00	0	0.00	13	0	0
DNB	38	0	0	0.00	0	0.00	0	0	0
HDF	263	17	4	1.94	4	1.88	1	0	12
ICI	286	0	0	0.00	0	0.00	0	0	0
IDB	74	47	0	0.00	0	0.00	42	0	5
INB	38	0	0	0.00	0	0.00	0	0	0
IIB	38	0	0	0.00	0	0.00	0	0	0
IOB	112	32	22	125.00	21	120.00	0	1	10
PNB	112	14	1	19.00	1	7.10	13	0	0
PSB	150	43	15	184.00	15	46.00	0	0	28
SBI	1482	682	0	0.00	0	0.00	489	0	193
SYB	38	4	2	7.22	2	7.22	2	0	0
UBI	675	47	29	97.45	29	82.05	2	0	16
UCO	490	99	69	90.34	69	90.34	30	0	0
UOB	38	0	0	0.00	0	0.00	0	0	0
VJB	187	92	41	114.70	0	0.00	12	41	39
YES	38	0	0	0.00	0	0.00	0	0	0
<b>TOTAL</b>	<b>5379</b>	<b>1303</b>	<b>263</b>	<b>891.55</b>	<b>220</b>	<b>547.39</b>	<b>736</b>	<b>43</b>	<b>304</b>

**DISTRICT-WISE ADVANCES UNDER KISAN CREDIT CARD (KCC)**

As on 30.09.2017

Amt. ` in lakhs

Sl. No.	District	Current year			Cummulative Position	
		Target	No.of Cards issued	Limit Sanctioned	No.of Cards issued	Limit Sanctioned
1	Thoubal	3402	718	309.49	8779	4210.31
2	Kakching	1352	65	31.24	889	481.18
3	Chandel	318	1	0.95	1550	560.54
4	Tengnoupal	1170	23	3.48	1043	642.30
5	Churachandpur	0	211	3095.6	4346	10291.86
6	Pherzawl	1300	0	0.00	0	0.00
7	Senapati	945	118	104.95	5531	3654.83
8	Kangpokpi	16000	53	26.50	2648	653.78
9	Imphal West	2000	392	125.23	20908	10869.26
10	Imphal East	100	390	91.09	7004	2890.69
11	Jiribam	2000	0	0.00	54	14.55
12	Bishnupur	246	342	112.92	7676	2691.51
13	Tamenglong	300	0	0.00	134	12.55
14	Noney	200	3	0.72	17	5.97
15	Ukhrul	1000	19	6.91	576	130.96
16	Kamjong	100	0	0.00	0	0.00
<b>TOTAL</b>		<b>30433</b>	<b>2335</b>	<b>3909.09</b>	<b>61155</b>	<b>37110.29</b>
<b>LAST QUARTER DATA</b>						
<b>TOTAL</b>		<b>30433</b>	<b>1131</b>	<b>580.78</b>	<b>60712</b>	<b>28503.64</b>

## BANKWISE ADVANCES UNDER KISAN CREDIT CARD (KCC)

As on 30.09.2017

Amt. ` in lakhs

Sl. No.	Banks	Current year			Cummulative Position	
		Target	No.of Cards issued	Limit Sanctioned	No.of Cards issued	Limit Sanctioned
1	ALB	680	61	35.70	369	177.71
2	AXB	1388	0	0.00	0	0.00
3	BAND	160	0	0.00	0	0.00
4	BOB	1110	0	0.00	348	173.97
5	BOI	644	32	20.20	109	60.65
6	BOM	80	0	0.00	0	0.00
7	CNB	354	0	0.00	378	203.16
8	CBI	1046	5	4.20	671	570.02
9	DNB	30	0	0.00	0	0.00
10	HDF	1676	172	3107.29	394	8956.30
11	ICI	1058	0	0.00	3983	2499.42
12	IDB	320	0	0.00	820	390.02
13	INB	30	0	0.00	0	0.00
14	IIB	64	0	0.00	0	0.00
15	IOB	522	105	93.00	191	179.77
16	PNB	718	10	5.00	8738	4848.61
17	PSB	592	0	0.00	95	75.85
18	SBI	9210	0	0.00	25177	13099.64
19	SYB	42	0	0.00	0	0.00
20	UBI	5174	137	52.88	3852	1065.17
21	UCO	1218	177	133.08	539	289.15
22	UOB	30	0	0.00	0	0.00
23	VJB	534	0	0.00	46	34.65
24	YES	78	0	0.00	0	0.00
<b>ASCB_TOL</b>		<b>26758</b>	<b>699</b>	<b>3451.35</b>	<b>45710</b>	<b>32624.09</b>
25	MRB	1770	1636	457.74	14510	4103.68
<b>RRB_TOL</b>		<b>1770</b>	<b>1636</b>	<b>457.74</b>	<b>14510</b>	<b>4103.68</b>
26	IUCB	1104	0	0.00	0	0.00
27	MSCB	699	0	0.00	554	72.15
28	MPCB	60	0	0.00	380	306.47
29	MWCB	42	0	0.00	1	3.90
<b>CO-OP_TOL</b>		<b>1905</b>	<b>0</b>	<b>0.00</b>	<b>935</b>	<b>382.52</b>
<b>TOTAL</b>		<b>30433</b>	<b>2335</b>	<b>3909.09</b>	<b>61155</b>	<b>37110.29</b>
<b>LAST QUARTER DATA</b>						
<b>TOTAL</b>		<b>30433</b>	<b>1131</b>	<b>580.78</b>	<b>60712</b>	<b>28503.64</b>

### RECOVERY UNDER BAKIJAI CASES

As on 30.09.2017

Amt. ` in lakhs

Sl. No.	Banks	Pending cases at the beginning of the quarter		Addition of cases during the quarter		Cases settled during the quarter		Pending cases at the close of the quarter	
		No	Amount	No	Amount	No	Amount	No	Amount
1	IUCB	0	0.00	0	0.00	0	0.00	0	0.00
2	MSCB	110	305.40	0	0.00	0	0.00	110	305.40
3	MPCB	0	0.00	0	0.00	0	0.00	0	0.00
4	MWCB	0	0.00	0	0.00	0	0.00	0	0.00
<b>TOTAL</b>		<b>110</b>	<b>305.40</b>	<b>0</b>	<b>0.00</b>	<b>0</b>	<b>0.00</b>	<b>110</b>	<b>305.40</b>
<b>LAST QUARTER DATA</b>									
<b>TOTAL</b>		<b>110</b>	<b>305.40</b>	<b>0</b>	<b>0.00</b>	<b>0</b>	<b>0.00</b>	<b>110</b>	<b>305.40</b>

### RECOVERY POSITION UNDER PMRY

As on 30.09.2017

Amt. ` in lakhs

BANK	TOTAL OUTSTANDING		DEMAND	RECOVERY	OVERDUE	GROSS NPA	
	NO.	AMT.	AMT.	AMT.	AMT.	NO.	AMT.
ALB	79	67.00	37.00	0.00	37.00	42	42.00
AXB	0	0.00	0.00	0.00	0.00	0	0.00
BAND	0	0.00	0.00	0.00	0.00	0	0.00
BOB	0	0.00	0.00	0.00	0.00	0	0.00
BOI	0	0.00	0.00	0.00	0.00	0	0.00
BOM	0	0.00	0.00	0.00	0.00	0	0.00
CNB	0	0.00	0.00	0.00	0.00	0	0.00
CBI	169	65.22	21.10	1.10	19.90	0	0.00
DNB	0	0.00	0.00	0.00	0.00	0	0.00
HDF	0	0.00	0.00	0.00	0.00	0	0.00
ICI	0	0.00	0.00	0.00	0.00	0	0.00
IDB	0	0.00	0.00	0.00	0.00	0	0.00
INB	0	0.00	0.00	0.00	0.00	0	0.00
IIB	0	0.00	0.00	0.00	0.00	0	0.00
IOB	0	0.00	0.00	0.00	0.00	0	0.00
PNB	0	0.00	0.00	0.00	0.00	0	0.00
PSB	0	0.00	0.00	0.00	0.00	0	0.00
SBI	4	11.31	11.31	0.20	11.31	3	18.09
SYB	0	0.00	0.00	0.00	0.00	0	0.00
UBI	66	53.75	53.75	0.00	53.65	46	41.72
UCO	8	10.00	0.00	0.00	0.00	8	10.00
UOB	0	0.00	0.00	0.00	0.00	0	0.00
VJB	0	0.00	0.00	0.00	0.00	0	0.00
YES	0	0.00	0.00	0.00	0.00	0	0.00
<b>TOTAL</b>	<b>326</b>	<b>207.28</b>	<b>123.16</b>	<b>1.30</b>	<b>121.86</b>	<b>99</b>	<b>111.81</b>

## RECOVERY POSITION UNDER SGSY

As on 30.09.2017

Amt. ` in lakhs

Bank	Total Outstanding		Demand	Recovery	Overdue	Gross NPA	
	No.	Amt.	Amt.	Amt.	Amt.	No.	Amt.
ALB	8	18.00	1.00	0.00	1.00	0	0.00
AXB	0	0.00	0.00	0.00	0.00	0	0.00
BAND	0	0.00	0.00	0.00	0.00	0	0.00
BOB	0	0.00	0.00	0.00	0.00	0	0.00
BOI	0	0.00	0.00	0.00	0.00	0	0.00
BOM	0	0.00	0.00	0.00	0.00	0	0.00
CNB	0	0.00	0.00	0.00	0.00	0	0.00
CBI	144	29.00	15.00	0.00	14.00	0	0.00
DNB	0	0.00	0.00	0.00	0.00	0	0.00
HDF	0	0.00	0.00	0.00	0.00	0	0.00
ICI	0	0.00	0.00	0.00	0.00	0	0.00
IDB	0	0.00	0.00	0.00	0.00	0	0.00
INB	0	0.00	0.00	0.00	0.00	0	0.00
IIB	0	0.00	0.00	0.00	0.00	0	0.00
IOB	0	0.00	0.00	0.00	0.00	0	0.00
PNB	22	13.20	5.00	0.00	2.70	0	0.00
PSB	11	1.98	0.00	0.00	0.00	0	0.00
SBI	32	12.79	10.64	0.02	10.50	28	10.48
SYB	0	0.00	0.00	0.00	0.00	0	0.00
UBI	220	63.18	59.62	0.00	45.70	0	0.00
UCO	28	8.90	1.90	0.07	1.83	9	5.00
UOB	0	0.00	0.00	0.00	0.00	0	0.00
VJB	0	0.00	0.00	0.00	0.00	0	0.00
YES	0	0.00	0.00	0.00	0.00	0	0.00
<b>ASCB_TOL</b>	<b>465</b>	<b>147.05</b>	<b>93.16</b>	<b>0.09</b>	<b>75.73</b>	<b>37</b>	<b>15.48</b>
MRB	19	4.02	2.81	0.00	0.64	0	0.00
<b>RRB_TOL</b>	<b>19</b>	<b>4.02</b>	<b>2.81</b>	<b>0.00</b>	<b>0.64</b>	<b>0</b>	<b>0.00</b>
IUCB	0	0.00	0.00	0.00	0.00	0	0.00
MSCB	2	2.30	2.30	0.00	2.30	0	0.00
MPCB	0	0.00	0.00	0.00	0.00	0	0.00
MWCB	0	0.00	0.00	0.00	0.00	0	0.00
<b>CO-OP_TOL</b>	<b>2</b>	<b>2.30</b>	<b>2.30</b>	<b>0.00</b>	<b>2.30</b>	<b>0</b>	<b>0.00</b>
<b>TOTAL</b>	<b>486</b>	<b>153.37</b>	<b>98.27</b>	<b>0.09</b>	<b>78.67</b>	<b>37</b>	<b>15.48</b>



## **RECOVERY POSITION UNDER PMEGP**

As on 30.09.2017

Amt. ` in lakhs

Bank	Total Outstanding		Demand	Recovery	Overdue	Gross NPA	
	No.	Amt.	Amt.	Amt.	Amt.	No.	Amt.
ALB	146	416.57	146.60	1.20	135.10	22	34.00
AXB	26	42.54	1.02	0.00	1.02	0	0.00
BAND	0	0.00	0.00	0.00	0.00	0	0.00
BOB	86	141.00	97.00	0.00	92.00	0	0.00
BOI	79	446.05	154.00	0.00	22.00	6	22.15
BOM	11	36.77	0.00	0.00	0.00	0	0.00
CNB	142	524.38	41.00	0.00	41.00	12	36.00
CBI	131	800.50	224.00	1.66	219.19	0	46.00
DNB	0	0.00	0.00	0.00	0.00	0	0.00
HDF	10	12.62	0.45	0.00	0.08	0	0.00
ICI	0	0.00	0.00	0.00	0.00	0	0.00
IDB	36	121.95	3.25	2.96	0.69	3	18.26
INB	0	0.00	0.00	0.00	0.00	0	0.00
IIB	0	0.00	0.00	0.00	0.00	0	0.00
IOB	97	191.24	178.20	15.25	125.70	0	0.00
PNB	35	697.56	0.00	0.00	0.00	35	598.33
PSB	51	817.34	22.00	0.00	21.00	0	23.00
SBI	934	2427.37	920.52	22.44	785.88	373	852.54
SYB	0	0.00	0.00	0.00	0.00	0	0.00
UBI	1035	1995.75	778.76	5.28	650.13	225	480.50
UCO	301	963.41	250.87	0.24	245.79	32	105.72
UOB	0	0.00	0.00	0.00	0.00	0	0.00
VJB	116	180.15	20.04	0.00	11.49	45	36.50
YES	0	0.00	0.00	0.00	0.00	0	0.00
<b>TOTAL</b>	<b>3236</b>	<b>9815.20</b>	<b>2837.71</b>	<b>49.03</b>	<b>2351.07</b>	<b>753</b>	<b>2253.00</b>

## RECOVERY POSITION UNDER SHG

As on 30.09.2017

Amt. ` in lakhs

Bank	Total Outstanding		Demand	Recovery		Overdue	Gross NPA	
	No.	Amt.	Amt.	No.	Amt.	Amt.	No.	Amt.
ALB	2	3.00	1.00	0	0.00	0.00	0	0.00
AXB	0	0.00	0.00	0	0.00	0.00	0	0.00
BAND	0	0.00	0.00	0	0.00	0.00	0	0.00
BOB	86	141.00	0.00	0	0.00	0.00	0	0.00
BOI	0	0.00	0.00	0	0.00	0.00	0	0.00
BOM	0	0.00	0.00	0	0.00	0.00	0	0.00
CNB	0	0.00	0.00	0	0.00	0.00	0	0.00
CBI	170	279.17	0.18	2	0.15	0.00	0	0.00
DNB	0	0.00	0.00	0	0.00	0.00	0	0.00
HDF	0	0.00	0.00	0	0.00	0.00	0	0.00
ICI	0	0.00	0.00	0	0.00	0.00	0	0.00
IDB	0	0.00	0.00	0	0.00	0.00	0	0.00
INB	0	0.00	0.00	0	0.00	0.00	0	0.00
IIB	0	0.00	0.00	0	0.00	0.00	0	0.00
IOB	70	56.30	2.10	0	0.79	1.31	0	0.00
PNB	31	15.20	0.00	0	0.00	0.00	0	0.00
PSB	0	0.00	0.00	0	0.00	0.00	0	0.00
SBI	146	100.36	19.63	78	2.81	16.82	68	16.51
SYB	0	0.00	0.00	0	0.00	0.00	0	0.00
UBI	371	111.70	40.12	9	1.15	0.00	174	39.56
UCO	53	107.83	0.00	0	0.00	0.00	0	0.00
UOB	0	0.00	0.00	0	0.00	0.00	0	0.00
VJB	45	25.20	0.00	0	0.00	0.00	1	2.00
YES	0	0.00	0.00	0	0.00	0.00	0	0.00
<b>ASCB_TOL</b>	<b>974</b>	<b>839.76</b>	<b>63.03</b>	<b>89</b>	<b>4.90</b>	<b>18.13</b>	<b>243</b>	<b>58.07</b>
MRB	1134	535.52	174.29	321	132.89	6.69	350	92.80
<b>RRB_TOL</b>	<b>1134</b>	<b>535.52</b>	<b>174.29</b>	<b>321</b>	<b>132.89</b>	<b>6.69</b>	<b>350</b>	<b>92.80</b>
IUCB	1	1.08	1.08	0	0.00	0.00	1	1.08
MSCB	35	4.57	0.72	6	0.72	0.00	2	2.30
MPCB	0	0.00	0.00	0	0.00	0.00	0	0.00
MWCB	0	0.00	0.00	0	0.00	0.00	0	0.00
<b>CO-OP_TOL</b>	<b>36</b>	<b>5.65</b>	<b>1.80</b>	<b>6</b>	<b>0.72</b>	<b>0.00</b>	<b>3</b>	<b>3.38</b>
<b>TOTAL</b>	<b>2144</b>	<b>1380.93</b>	<b>239.12</b>	<b>416</b>	<b>138.51</b>	<b>24.82</b>	<b>596</b>	<b>154.25</b>

## RECOVERY CAMPS CONDUCTED BY THE BANKS

As on 30.09.2017

Amt. ` in lakhs

Sl. No.	Bank	No. of Recovery camp		Recovery Made	
		Current Quarter	Current Year	A/C No.	Amt.
1	ALB	3	13	54	60.00
2	AXB	0	0	0	0.00
3	BAND	0	0	0	0.00
4	BOB	2	0	43	10.00
5	BOI	2	2	33	7.47
6	BOM	0	0	0	0.00
7	CNB	0	0	0	0.00
8	CBI	0	0	0	0.00
9	DNB	0	0	0	0.00
10	HDF	0	0	0	0.00
11	ICI	0	0	0	0.00
12	IDB	0	0	0	0.00
13	INB	0	0	0	0.00
14	IIB	0	0	0	0.00
15	IOB	6	8	8	22.00
16	PNB	2	0	107	89.32
17	PSB	1	0	18	4.50
18	SBI	3	8	127	95.71
19	SYB	0	0	0	0.00
20	UBI	9	0	171	35.47
21	UCO	0	0	0	0.00
22	UOB	0	0	0	0.00
23	VJB	0	0	0	0.00
24	YES	0	0	0	0.00
<b>ASCB_TOL</b>		<b>28</b>	<b>31</b>	<b>561</b>	<b>324.47</b>
25	MRB	84	0	648	195.50
<b>RRB_TOL</b>		<b>84</b>	<b>0</b>	<b>648</b>	<b>195.50</b>
26	IUCB	0	0	0	0.00
27	MSCB	3	12	217	43.83
28	MPCB	0	0	0	0.00
29	MWCB	0	0	0	0.00
<b>CO-OP_TOL</b>		<b>3</b>	<b>12</b>	<b>217</b>	<b>43.83</b>
<b>TOTAL</b>		<b>115</b>	<b>43</b>	<b>1426</b>	<b>563.80</b>

**JOINT RECOVERY DRIVES WITH GOVT. AUTHORITIES**

As on 30.09.2017

Amt. ` in lakhs

Sr. No.	Bank	No. of Re_camp		Recovery Made	
		Curr.Qtr	Curr. Yr	No.	Amt.
NIL					

**REVIEW OF DCC / DLRC MEETING HELD FOR THE FINANCIAL YEAR 2017-18**

Sl. No.	District	Lead Bank	Date of DCC Meeting				Dates of DLRC Meeting			
			1st Qtr.	2nd Qtr.	3rd Qtr.	4th Qtr.	1st Qtr.	2nd Qtr.	3rd Qtr.	4th Qtr.
1	Thoubal	S B I	30.08.17	27.12.2017			30.08.17	27.12.2017		
2	Kakching		29.08.17	28.12.2017			29.08.17	28.12.2017		
3	Chandel		15.12.2017	15.12.2017			15.12.2017	15.12.2017		
4	Chura-chandpur		11.08.17				11.08.17			
5	Pherzwal									
6	Senapati		20.12.2017	20.12.2017			20.12.2017	20.12.2017		
7	Kangpokpi		29.12.2017	29.12.2017			29.12.2017	29.12.2017		
8	Imphal-West		11.09.17	29.12.2017			11.09.17	29.12.2017		
9	Imphal-East	U B I								
10	Jiribam									
11	Bishnupur		18.12.2017	18.12.2017			18.12.2017	18.12.2017		
12	Tengnoupal		28.09.2017	13.12.2017			28.09.2017	13.12.2017		
13	Tamenglong		28.08.17	01.12.2017			28.08.17	01.12.2017		
14	Noney		29.09.2017	11.12.2017			29.09.2017	11.12.2017		
15	Ukhrul		07.12.2017	07.12.2017			07.12.2017	07.12.2017		
16	Kamjong		11.08.17				11.08.17			

## STATISTICAL INFORMATIONS

### (A) Details of advances to sensitive sectors

As on 30.09.2017

Amt. ` in lakhs

Bank	Christians		Muslims		Others		SC		ST		Women		Physically Challenged	
	A/C	O/S	A/C	O/S	A/C	O/S	A/C	O/S	A/C	O/S	A/C	O/S	A/C	O/S
ALB	554	609.72	59	144.00	89	29.09	81	268.00	615	639.81	708	631.66	1	3.00
AXB	48	49.88	0	0.00	0	0.00	23	252.36	22	25.54	739	930.98	0	0.00
BAND	202	40.99	745	155.29	3	0.96	1305	228.73	264	52.36	5879	1048.86	0	0.00
BOB	0	13.00	0	138.00	0	8.97	0	0.00	0	0.00	1120	1579.00	0	0.00
BOI	35	50.00	35	57.57	0	0.00	31	50.40	70	87.21	255	6680.07	0	0.00
BOM	0	0.00	0	0.00	0	0.00	0	0.00	8	98.90	8	79.67	0	0.00
CNB	58	984.50	50	512.50	584	1075.21	17	67.19	68	986.45	53	14.89	0	0.00
CBI	181	78.00	2	5.77	0	0.00	208	200.38	190	79.50	724	1054.22	1	4.00
DNB	0	0.00	0	0.00	0	0.00	0	0.00	0	0.00	1	0.72	0	0.00
HDF	49	144.68	26	22.52	0	0.00	11	43.34	38	110.04	2959	5751.53	0	0.00
ICI	94	245.06	0	0.00	0	0.00	6114	1679.89	15	10.11	4513	4988.31	1697	1961.43
IDB	1169	1479.31	2	12.26	1	9.00	129	58.12	1167	1523.14	630	556.09	0	0.00
INB	0	0.00	0	0.00	0	0.00	4	3.12	1	0.87	1	0.20	0	0.00
IIB	0	0.00	0	0.00	0	0.00	0	0.00	0	0.00	0	0.00	0	0.00
IOB	0	0.00	0	0.00	0	0.00	146	169.41	52	176.55	207	300.12	0	0.00
PNB	0	0.00	0	0.00	0	0.00	5913	3620.13	0	13.40	3274	2615.20	0	0.00
PSB	0	0.00	0	0.00	0	0.00	197	254.00	0	0.00	352	400.50	0	0.00
SBI	4518	11895.58	185	711.61	0	0.00	320	1506.54	4518	11895.58	2982	11404.80	11	10.72
SYB	423	798.02	0	0.00	0	0.00	0	0.00	423	798.02	77	26.84	0	0.00
UBI	319	3007.07	407	609.31	11	44.17	746	1505.00	6964	6413.43	2030	1489.05	20	16.32
UCO	0	0.00	0	0.00	0	0.00	224	515.48	112	289.29	778	1172.29	4	2.56
UOB	0	0.00	0	0.00	0	0.00	0	0.00	0	0.00	0	0.00	0	0.00
VJB	40	52.00	0	0.00	81	74.00	12	17.50	262	352.45	699	522.36	5	6.00
YES	0	0.00	0	0.00	0	0.00	0	0.00	0	0.00	0	0.00	0	0.00
<b>ASCB_TOL</b>	<b>7690</b>	<b>19447.81</b>	<b>1511</b>	<b>2368.83</b>	<b>769</b>	<b>1241.40</b>	<b>15481</b>	<b>10439.59</b>	<b>14789</b>	<b>23552.65</b>	<b>27989</b>	<b>41247.36</b>	<b>1739</b>	<b>2004.03</b>
MRB	0	0.00	0	0.00	3160	1680.16	1076	733.48	1036	449.54	11012	3699.42	0	0.00
<b>RRB_TOL</b>	<b>0</b>	<b>0.00</b>	<b>0</b>	<b>0.00</b>	<b>3160</b>	<b>1680.16</b>	<b>1076</b>	<b>733.48</b>	<b>1036</b>	<b>449.54</b>	<b>11012</b>	<b>3699.42</b>	<b>0</b>	<b>0.00</b>
IUCB	29	123.59	124	134.91	657	1013.79	4	18.79	67	199.65	303	810.18	1	1.00
MSCB	41	57.87	202	218.24	1277	1284.88	124	58.69	4120	4660.80	90	92.99	0	0.00
MPCB	1	0.86	0	0.00	0	0.00	238	210.24	1	0.86	102	103.82	0	0.00
MWCB	0	0.00	0	0.00	0	0.00	1	0.35	0	0.00	599	263.60	0	0.00
<b>CO-OP_TOL</b>	<b>71</b>	<b>182.32</b>	<b>326</b>	<b>353.15</b>	<b>1934</b>	<b>2298.67</b>	<b>367</b>	<b>288.07</b>	<b>4188</b>	<b>4861.31</b>	<b>1094</b>	<b>1270.59</b>	<b>1</b>	<b>1.00</b>
<b>TOTAL</b>	<b>7761</b>	<b>19630.13</b>	<b>1837</b>	<b>2721.98</b>	<b>5863</b>	<b>5220.23</b>	<b>16924</b>	<b>11461.14</b>	<b>20013</b>	<b>28863.50</b>	<b>40095</b>	<b>46217.37</b>	<b>1740</b>	<b>2005.03</b>

## **STATISTICAL INFORMATIONS**

### **(B) ADVANCES UNDER TRANSPORT OPERATOR SCHEME**

As on 30.09.2017

Amt. ` in lakhs

Bank	Total Outstanding		Demand	Recovery	Overdue	Gross NPA	
	No.	Amt.	Amt.	Amt.	Amt.	No.	Amt.
ALB	36	339.00	20.00	3.00	17.00	0	0.00
AXB	0	0.00	0.00	0.00	0.00	0	0.00
BAND	0	0.00	0.00	0.00	0.00	0	0.00
BOB	0	0.00	0.00	0.00	0.00	0	0.00
BOI	54	99.50	5.45	5.25	0.20	0	0.00
BOM	0	0.00	0.00	0.00	0.00	0	0.00
CNB	7	22.47	9.62	9.62	0.00	2	1.00
CBI	44	156.34	33.92	9.55	24.37	0	0.00
DNB	0	0.00	0.00	0.00	0.00	0	0.00
HDF	0	0.00	0.00	0.00	0.00	0	0.00
ICI	0	0.00	0.00	0.00	0.00	0	0.00
IDB	21	98.48	0.00	0.00	0.00	0	0.00
INB	0	0.00	0.00	0.00	0.00	0	0.00
IIB	0	0.00	0.00	0.00	0.00	0	0.00
IOB	4	8.15	0.00	0.00	0.00	0	0.00
PNB	8	4.60	0.40	0.30	0.10	0	0.00
PSB	22	60.94	0.00	0.00	0.00	0	0.00
SBI	99	1171.41	68.40	12.48	55.92	29	55.60
SYB	0	289.62	0.00	0.00	0.00	0	0.00
UBI	599	1127.56	659.90	142.91	516.72	0	0.00
UCO	14	22.96	1.60	1.35	0.25	0	0.00
UOB	0	0.00	0.00	0.00	0.00	0	0.00
VJB	72	41.03	3.30	3.30	0.00	1	2.20
YES	0	0.00	0.00	0.00	0.00	0	0.00
Ascb-tol	980	3442.06	802.59	187.76	614.56	32	58.80
MRB	33	75.65	12.77	10.34	1.62	3	13.49
RRB_tol	33	75.65	12.77	10.34	1.62	3	13.49
IUCB	149	379.05	345.41	13.29	42.02	143	184.76
MSCB	22	46.77	0.00	0.00	0.00	0	0.00
MPCB	6	1.13	1.13	0.00	1.13	0	0.00
MWCB	0	0.00	0.00	0.00	0.00	0	0.00
co-tol	177	426.95	346.54	13.29	43.15	143	184.76
TOTAL	1190	3944.66	1161.90	211.39	659.33	178	257.05

**(C) POSITIONS OF ADVANCES AND RECOVERY UNDER DRI SCHEME**

As on 30.09.2017

Amt. ` in lakhs

BANK	Total Outstanding		Demand	Recovery		Overdue
	No.	Amt.	Amt.	Amt.	%	Amt.
ALB	0	0.00	0.00	0.00	0	0.00
AXB	0	0.00	0.00	0.00	0	0.00
BOB	0	0.00	0.00	0.00	0	0.00
BOI	0	0.00	0.00	0.00	0	0.00
BOM	0	0.00	0.00	0.00	0	0.00
CNB	10	1.22	0.40	0.25	63	0.15
CBI	6	0.99	0.99	0.25	25	0.74
HDF	0	0.00	0.00	0.00	0	0.00
ICI	0	0.00	0.00	0.00	0	0.00
IDB	0	0.00	0.00	0.00	0	0.00
IIB	0	0.00	0.00	0.00	0	0.00
IOB	4	0.85	0.85	0.15	18	0.70
PNB	0	0.00	0.00	0.00	0	0.00
PSB	11	1.98	0.00	0.00	0	0.00
SBI	34	2.30	0.80	0.10	13	0.70
SYB	0	0.00	0.00	0.00	0	0.00
UBI	45	3.43	0.68	0.55	81	0.13
UCO	5	0.90	0.46	0.06	13	0.40
UOB	0	0.00	0.00	0.00	0	0.00
VJB	0	0.00	0.00	0.00	0	0.00
YES	0	0.00	0.00	0.00	0	0.00
<b>ASCB_TOL</b>	<b>115</b>	<b>11.67</b>	<b>4.18</b>	<b>1.36</b>	<b>33</b>	<b>2.82</b>
MRB	0	0.00	0.00	0.00	0	0.00
<b>RRB_TOL</b>	<b>0</b>	<b>0.00</b>	<b>0.00</b>	<b>0.00</b>	<b>0</b>	<b>0.00</b>
IUCB	0	0.00	0.00	0.00	0	0.00
MSCB	0	0.00	0.00	0.00	0	0.00
MPCB	0	0.00	0.00	0.00	0	0.00
MWCB	0	0.00	0.00	0.00	0	0.00
<b>CO-OP_TOL</b>	<b>0</b>	<b>0.00</b>	<b>0.00</b>	<b>0.00</b>	<b>0</b>	<b>0.00</b>
<b>TOTAL</b>	<b>115</b>	<b>11.67</b>	<b>4.18</b>	<b>1.36</b>	<b>33</b>	<b>2.82</b>

**BANKWISE FLCC CAMPS****As on 30.09.2017****POSITION OF FLCC CAMPS HELD FOR THE YEARS**

SL. NO.	BANK	2011-12	2012-13	2013-14	2014-15	2015-16	2016-17	2017-18
1	ALB	0	0	0	0	0	0	3
2	AXB	0	0	0	0	0	0	0
3	BAND	0	0	0	0	0	0	0
4	BOB	0	0	0	2	1	0	0
5	BOI	0	0	0	2	0	0	2
6	BOM	0	0	0	1	0	0	0
7	CNB	0	0	0	2	1	3	1
8	CBI	0	0	0	1	3	0	2
9	DNB	0	0	0	0	0	0	1
10	HDF	0	0	0	28	2	0	2
11	ICI	0	0	0	1	5	0	0
12	IDB	0	0	0	4	1	0	0
13	IIB	0	0	0	0	0	0	0
14	IOB	0	0	0	0	0	1	3
15	PNB	0	0	0	1	0	0	3
16	PSB	0	0	0	7	1	2	1
17	SBI	3	1	32	47	13	37	21
18	SYB	0	0	0	0	0	0	0
19	UBI	0	8	11	26	13	27	21
20	UCO	0	0	1	1	6	1	5
21	UOB	0	0	0	0	0	0	0
22	VJB	0	0	3	7	11	0	1
23	YES	0	0	0	0	0	0	0
24	MRB	4	15	21	14	62	42	56
25	IUCB	0	0	0	4	0	9	0
26	MSCB	0	0	0	2	0	3	4
27	MPCB	0	0	0	0	0	0	0
28	MWCB	0	0	0	0	0	0	0
29	NABARD	0	0	0	29	11	0	0
30	NABARD Funded NGOs	0	0	0	39	52	83	0
<b>TOTAL</b>		<b>7</b>	<b>24</b>	<b>68</b>	<b>218</b>	<b>182</b>	<b>208</b>	<b>126</b>

**Note:** Camps conducted by SBI, UBI, MRB, IUCB, NABARD and NABARD sponsored NGOs are funded by NABARD under FIF



**DETAILS OF FLCC CAMPS HELD DURING THE YEAR 2017-18**

Bank	Name of Village	Date of camp held	District
ALB	Kakching T. Waichong Wangoi	08.06.2017 22.07.2017 23.09.2017	Kakching Kangpokpi Imphal West
BOI	Hiyanglam Mayai Leikai Leishangthem	05.04.2017 21.08.2017	Thoubal Thoubal
CNB	Molnom	08.06.2017	Churachandpur
CBI	Bashikhong Uchekon Leikon Kamdou Veng	14.05.2017	Imphal East Churachandpur
DNB	Kodompokpi	08.06.2017	Imphal West
HDF	Churachandpur Curachandpur	08.06.2017 11.06.2017	Churachandpur Churachandpur
IOB	Branch Premise Sagolband Sapam Leirak Keishamthong Hodam Leirak	02.09.2017 10.07.2017 17.08.2017	Thoubal Imphal West Imphal West
MSCB	Ukhongsang Mayai Leikai Langmeidong Santolabari Khurkhul	08.06.2017 07.06.2017 06.06.2017 30.09.2017	Thoubal Kakching Kangpokpi Imphal West
PNB	Langdum Khangabok Kanglatongbi	09.06.2017 19.07.2017 21.09.2017	Imphal East Thoubal Imphal West
PSB	Langthabal Kunja		Imphal West
UCO	Senapati Bazar T. Khullen Japhou Community Hall Khodamphai Songpi	26.05.2017 05.06.2017 09.06.2017  08.06.2017	Senapati Senapati Chandel Tengnoupal Churachandpur
VJB	Thingchom Village	07.06.2017	Churachandpur
SBI	Brigther School, Nambol Taphou Kuku Village LEI, Potsangbam Pearsonmun Community Hall Chandel Christian College Awang Sekmai Laipat Church Colony Road Kebol High School Dorcas Hall, Hebron Veng D. Phailen Thingba Khullen Sunday School, Saikwat Mata Community Hall Kachikhul Awang Jiri Oinam Bazar Mamang Khongampat Awang Leikai Singjamei Waikhom Leikai Achanbigai Punanamei Village Bukpi	05.06.2017 05.06.2017 06.06.2017 06.06.2017 07.06.2017 07.06.2017 07.06.2017 07.06.2017 07.06.2017 07.06.2017 08.05.2017 08.06.2017 08.06.2017 08.06.2017 09.06.2017 09.06.2017 12.04.2017 13.04.2017 19.05.2017 21.04.2017 26.05.2017 30.06.2017	Imphal West Senapati Imphal West Churachandpur Chandel Imphal West Senapati Imphal West Churachandpur Churachandpur Senapati Churachandpur Churachandpur Imphal West Imphal West Imphal West Bishnupur Imphal West Imphal West Imphal East Senapati Pherzwal

Bank	Name of Village	Date of camp held	District
MRB	Sangai prou Maning Leikai	04.04.2017	Imphal West
	Wangbal IRDEO	04.06.2017	Thoubal
	Moirangkhom Maring Khul	04.06.2017	Thoubal
	Wangjing Lamding Cherapur	04.07.2017	Thoubal
	Khongjom Bazar	05.06.2017	Thoubal
	Koijam Village	05.06.2017	Tengnoupal
	Konjeng Langpoklakpam Leikai	05.06.2017	Imphal West
	Ishok Maning Leikai	05.06.2017	Imphal West
	Longmai 4	05.06.2017	Noney
	Lilong Chingkhram	06.06.2017	Thoubal
	Khongkhang	06.06.2017	Tengnoupal
	Kharou Village	06.06.2017	Tengnoupal
	Kwakeithel Heinoukhongnembu	06.06.2017	Imphal West
	Naharup Pangong	06.06.2017	Imphal East
	Tupul Bazar	06.06.2017	Noney
	Sikibung Village	06.06.2017	Ukhrul
	Kajiphung Maring Khul	07.06.2017	Thoubal
	Yaingangpokpi	07.06.2017	Imphal East
	Sinam Village	08.06.2017	Imphal East
	Sangai prou Awang Leikai	09.04.2017	Imphal West
	Wangoo Chuthek	09.06.2017	Thoubal
	Singjamei Waikhom Leikai	09.06.2017	Imphal West
	Akampat Modern Club	09.06.2017	Imphal East
	Salankonjil Bazar	09.06.2017	Bishnupur
	Karuangmuan 2 Nungtek	09.06.2017	Noney
	Khumbong Awang Leikai	16.08.2017	Imphal West
	Lamdong Mayai Leikai	18.04.2017	Imphal West
	Samurou Mayai Leikai	23.04.2017	Imphal West
	Tentha Khongbal Hall	30.07.2017	Thoubal
	Wangjing Heituppokpi	29.07.2017	Thoubal
	Wangjing Sorokhaibam Narengbam	21.07.2017	Thoubal
	Leirak	29.08.2017	Thoubal
	Langmeidong Bazar	25.08.2017	Thoubal
	Pallel Khunjao	18.08.2017	Thoubal
	Sugnu Bazar	16.08.2017	Thoubal
	Tekcham leibung Leikai	14.08.2017	Thoubal
	Waikhong Mayai Leikai	29.09.2017	Thoubal
	Laamding Cherapur	22.09.2017	Thoubal
	Thiyam Konjil	09.09.2017	Thoubal
	Chairel Khunjao	07.06.2017	Churachandpur
	Gangpijang	08.06.2017	Churachandpur
	Tolphei	12.07.2017	Imphal West
	Patsoi Pt II	04.08.2017	Imphal West
	Khabam Bamdiar Mayai Leikai	17.08.2017	Imphal West
	Sangai prou Mamang Leikai	04.07.2017	Imphal West
	Kwakeithel Lamdong Awang Leikai	26.09.2017	Imphal West
	Haobam Marak Chingtham Leikai	29.09.2017	Imphal West
	Langthabal Lep Awang Leikai	19.08.2017	Imphal West
	Ningombam Chingya Awang Leikai	15.09.2017	Imphal East
	MRB Kongba Branch	16.09.2017	Imphal East
	St. Joseph School, Andro	27.09.2017	Bishnupur
	Ngaikhong Khunou	28.09.2017	Bishnupur
	Utlou	29.09.2017	Bishnupur
Thiyam	07.06.2017	Ukhrul	
Mongkot Chephu High School	09.06.2017	Ukhrul	
Chephu Yaolen Village			

<b>Bank</b>	<b>Name of Village</b>	<b>Date of camp held</b>	<b>District</b>
UBI	Yourabung	05.06.2017	Imphal East
	Nungoi	05.06.2017	Imphal East
	Lai Village	05.06.2017	Senapati
	Takaimai	05.06.2017	Senapati
	Kairang Muslim	06.06.2017	Imphal East
	Loushangkhong	06.06.2017	Imphal East
	Sikibung Village	06.06.2017	Ukhrul
	Khabam Heingang	07.06.2017	Imphal East
	Pantilong	08.06.2017	Imphal East
	Chawainu	08.06.2017	Senapati
	Hilghat	08.06.2017	Jiribam
	Tuinem Village	08.06.2017	Ukhrul
	Phungreitang	08.06.2017	Ukhrul
	Khararphung	08.06.2017	Ukhrul
	Tuilaphai	08.06.2017	Churachandpur
	Tellou Chana	09.06.2017	Imphal East
	Haolenphai	09.06.2017	Tengnoupal
	View Lane	09.06.2017	Ukhrul
	Tamenglong Branch Premises	16.06.2017	Tamenglong
	Khoupilong Village	19.05.2017	Tamenglong
Kaprang	22.05.2017	Thoubal	

**Progress under One Time Settlement Scheme**

As on 30.09.2017

Amt. ` in lakhs

SL. NO.	BANK	NO. OF NPA A/Cs SETTLED	AMOUNT INVOLVED
1	ALB	47	59.00
2	AXB	0	0.00
3	BAND	0	0.00
4	BOB	20	25.29
5	BOI	0	0.00
6	BOM	0	0.00
7	CNB	0	0.00
8	CBI	3	1.50
9	DNB	0	0.00
10	HDF	0	0.00
11	ICI	0	0.00
12	IDB	0	0.00
13	INB	0	0.00
14	IIB	0	0.00
15	IOB	0	0.00
16	PNB	7	23.20
17	PSB	0	0.00
18	SBI	71	24.81
19	SYB	0	0.00
20	UBI	23	24.58
21	UCO	80	110.00
22	UOB	0	0.00
23	VJB	2	1.92
24	YES	0	0.00
<b>ASCB_TOL</b>		<b>253</b>	<b>270.30</b>
25	MRB	80	31.14
<b>RRB_TOL</b>		<b>80</b>	<b>31.14</b>
26	IUCB	0	0.00
27	MSCB	52	48.20
28	MPCB	0	0.00
29	MWCB	0	0.00
<b>CO-OP_TOL</b>		<b>52</b>	<b>48.20</b>
<b>TOTAL</b>		<b>385</b>	<b>349.64</b>

**Progress under Financial inclusion: issue of General Purpose Credit Card (GCC)**

As on 30.09.2017

Amt. ` in lakhs

Sl.No.	Banks	Current quarter			Cumulative Position	
		Target	Cards	Sanctioned Amt.	Cards	Sanctioned Amt.
1	ALB	0	12	3.00	22	3.92
2	AXB	0	0	0.00	0	0.00
3	BAND	0	0	0.00	0	0.00
4	BOB	0	0	0.00	315	131.97
5	BOI	0	0	0.00	0	0.00
6	BOM	0	0	0.00	0	0.00
7	CNB	0	0	0.00	0	0.00
8	CBI	0	0	0.00	0	0.00
9	DNB	0	0	0.00	0	0.00
10	HDF	0	32	151.87	242	998.07
11	ICI	0	0	0.00	0	0.00
12	IDB	0	0	0.00	0	0.00
13	INB	0	0	0.00	0	0.00
14	IIB	0	0	0.00	0	0.00
15	IOB	0	0	0.00	40	18.00
16	PNB	0	0	0.00	21	5.25
17	PSB	0	0	0.00	0	0.00
18	SBI	0	0	0.00	463	93.05
19	SYB	0	0	0.00	0	0.00
20	UBI	0	0	0.00	51	13.45
21	UCO	0	0	0.00	19	4.18
22	UOB	0	0	0.00	0	0.00
23	VJB	0	0	0.00	29	7.30
24	YES	0	0	0.00	0	0.00
<b>ASCB_TOL</b>		<b>0</b>	<b>44</b>	<b>154.87</b>	<b>1202</b>	<b>1275.19</b>
25	MRB	0	486	169.71	3131	842.26
<b>RRB_TOL</b>		<b>0</b>	<b>486</b>	<b>169.71</b>	<b>3131</b>	<b>842.26</b>
26	IUCB	0	0	0.00	440	81.53
27	MSCB	0	0	0.00	20	5.75
28	MPCB	0	0	0.00	0	0.00
29	MWCB	0	0	0.00	0	0.00
<b>CO-OP-TOL</b>		<b>0</b>	<b>0</b>	<b>0.00</b>	<b>460</b>	<b>87.28</b>
<b>TOTAL</b>		<b>0</b>	<b>530</b>	<b>324.58</b>	<b>4793</b>	<b>2204.73</b>
<b>LAST QUARTER DATA</b>						
<b>TOTAL</b>		<b>0</b>	<b>0</b>	<b>0.00</b>	<b>1994</b>	<b>433.57</b>

## DISTRICT-WISE PERFORMANCE UNDER ACP 2017-18

### 1. NAME OF THE DISTRICT: THOUBAL

As on 30.09.2017

Lead Bank: State Bank of India

Amt. ` in lakhs

Bank	AGL & ALLIED ACTIVITIES			INDUSTRY LOAN			EDUCATION LOAN			HOUSING LOAN			RENEWABLE ENERGY			SOCIAL INFRASTRUCTURE			OTHER PRIORITY SECTOR			NON-PRIORITY		
	Target	Ach	%	Target	Ach	%	Target	Ach	%	Target	Ach	%	Target	Ach	%	Target	Ach	%	Target	Ach	%	Target	Ach	%
SBI	3480.00	8.99	0	1312.00	14.65	1	90.00	0.00	0	259.00	18.80	7	20.00	0.00	0	30.00	0.00	0	58.00	0.00	0	220.00	451.22	205
BOI	334.00	101.00	30	114.00	118.00	104	9.00	11.00	122	20.00	605.00	3025	2.00	0.00	0	3.00	24.00	800	5.00	0.00	0	145.00	100.00	69
CNB	89.00	51.37	58	32.00	301.26	941	6.00	47.90	798	120.00	41.39	34	2.00	0.00	0	1.00	0.00	0	1.00	0.00	0	140.00	0.00	0
CBI	56.00	0.18	0	32.00	2.24	7	6.00	0.00	0	17.00	0.00	0	2.00	0.00	0	1.00	0.00	0	1.00	0.00	0	42.00	31.50	75
HDF	1671.00	199.64	12	352.00	150.96	43	41.00	0.00	0	95.00	9.97	10	5.00	0.00	0	3.00	0.00	0	0.00	0.00	0	270.00	928.62	344
ICI	1170.00	0.00	0	59.00	0.00	0	6.00	0.00	0	11.00	0.00	0	2.00	0.00	0	1.00	0.00	0	3.00	0.00	0	70.00	0.00	0
IOB	487.00	100.93	21	171.00	63.58	37	14.00	0.00	0	30.00	0.00	0	3.00	92.59	3086	4.00	0.00	0	7.00	109.35	1562	210.00	363.04	173
PNB	56.00	7.16	13	32.00	44.04	138	6.00	4.00	67	17.00	34.75	204	2.00	0.00	0	1.00	0.00	0	1.00	102.21	10221	42.00	8.27	20
UBI	1671.00	571.58	34	626.00	242.10	39	52.00	6.88	13	102.00	528.50	518	10.00	0.00	0	13.00	5.85	45	28.00	203.45	727	799.00	72.19	9
MRB	450.00	263.95	59	327.00	123.67	38	30.00	0.00	0	45.00	9.00	20	6.00	0.00	0	6.00	0.00	0	13.00	0.00	0	400.00	27.40	7
MSCB	110.00	0.00	0	103.00	18.00	17	6.00	0.00	0	17.00	3.00	18	1.00	0.00	0	1.00	0.00	0	5.00	0.00	0	125.00	0.00	0
<b>TOTAL</b>	<b>9574.00</b>	<b>1304.80</b>	<b>14</b>	<b>3160.00</b>	<b>1078.50</b>	<b>34</b>	<b>266.00</b>	<b>69.78</b>	<b>26</b>	<b>733.00</b>	<b>1250.41</b>	<b>171</b>	<b>55.00</b>	<b>92.59</b>	<b>168</b>	<b>64.00</b>	<b>29.85</b>	<b>47</b>	<b>122.00</b>	<b>415.01</b>	<b>340</b>	<b>2463.00</b>	<b>1982.24</b>	<b>80</b>

### 2. NAME OF THE DISTRICT: KAKCHING

As on 30.09.2017

Lead Bank: State Bank of India

Amt. ` in lakhs

Bank	AGL & ALLIED ACTIVITIES			INDUSTRY LOAN			EDUCATION LOAN			HOUSING LOAN			RENEWABLE ENERGY			SOCIAL INFRASTRUCTURE			OTHER PRIORITY SECTOR			NON-PRIORITY		
	Target	Ach	%	Target	Ach	%	Target	Ach	%	Target	Ach	%	Target	Ach	%	Target	Ach	%	Target	Ach	%	Target	Ach	%
SBI	1676.00	0.00	0	563.00	112.90	20	40.00	0.00	0	110.00	305.00	277	9.00	0.00	0	13.00	0.00	0	25.00	0.00	0	720.00	243.13	34
ALB	25.00	45.35	181	20.00	184.32	922	5.00	0.00	0	7.00	56.66	809	2.00	0.00	0	1.00	0.00	0	1.00	0.00	0	12.00	27.09	226
AXB	963.00	0.00	0	100.00	0.00	0	7.00	0.00	0	17.00	0.00	0	2.00	0.00	0	2.00	0.00	0	4.00	0.00	0	170.00	0.00	0
UBI	1086.00	0.00	0	509.00	0.00	0	35.00	0.00	0	80.00	38.00	48	8.00	0.00	0	10.00	0.00	0	23.00	0.00	0	650.00	0.00	0
UCO	56.00	7.56	14	25.00	35.90	144	6.00	0.00	0	6.00	0.00	0	2.00	0.00	0	1.00	0.00	0	1.00	0.00	0	24.00	0.00	0
MRB	150.00	123.44	82	147.00	29.47	20	10.00	0.00	0	25.00	0.00	0	2.00	0.00	0	4.00	0.00	0	7.00	5.00	71	190.00	6.50	3
MSCB	110.00	2.00	2	60.00	0.00	0	5.00	0.00	0	7.00	0.00	0	1.00	0.00	0	1.00	0.00	0	3.00	6.00	200	55.00	8.00	15
<b>TOTAL</b>	<b>4066.00</b>	<b>178.35</b>	<b>4</b>	<b>1424.00</b>	<b>362.59</b>	<b>25</b>	<b>108.00</b>	<b>0.00</b>	<b>0</b>	<b>252.00</b>	<b>399.66</b>	<b>159</b>	<b>26.00</b>	<b>0.00</b>	<b>0</b>	<b>32.00</b>	<b>0.00</b>	<b>0</b>	<b>64.00</b>	<b>11.00</b>	<b>17</b>	<b>1821.00</b>	<b>284.72</b>	<b>16</b>

**3. NAME OF THE DISTRICT: CHANDEL**

**As on 30.09.2017**

**Lead Bank: State Bank of India**

**Amt. ` in lakhs**

Bank	AGL & ALLIED ACTIVITIES			INDUSTRY LOAN			EDUCATION LOAN			HOUSING LOAN			RENEWABLE ENERGY			SOCIAL INFRASTRUCTURE			OTHER PRIORITY SECTOR			NON-PRIORITY		
	Target	Ach	%	Target	Ach	%	Target	Ach	%	Target	Ach	%	Target	Ach	%	Target	Ach	%	Target	Ach	%	Target	Ach	%
SBI	2142.00	8.07	0	1503.00	9.68	1	26.00	0.00	0	193.00	139.00	72	44.00	0.00	0	5.00	0.00	0	94.00	0.00	0	1359.00	588.19	43
UCO	83.00	9.65	12	58.00	0.00	0	6.00	0.00	0	10.00	60.00	600	2.00	0.00	0	1.00	0.00	0	4.00	0.00	0	55.00	0.00	0
<b>TOTAL</b>	<b>2225.00</b>	<b>17.72</b>	<b>1</b>	<b>1561.00</b>	<b>9.68</b>	<b>1</b>	<b>32.00</b>	<b>0.00</b>	<b>0</b>	<b>203.00</b>	<b>199.00</b>	<b>98</b>	<b>46.00</b>	<b>0.00</b>	<b>0</b>	<b>6.00</b>	<b>0.00</b>	<b>0</b>	<b>98.00</b>	<b>0.00</b>	<b>0</b>	<b>1414.00</b>	<b>588.19</b>	<b>42</b>

**4. NAME OF THE DISTRICT: TENGNUPAL**

**As on 30.09.2017**

**Lead Bank: United Bank of India**

**Amt. ` in lakhs**

Bank	AGL & ALLIED ACTIVITIES			INDUSTRY LOAN			EDUCATION LOAN			HOUSING LOAN			RENEWABLE ENERGY			SOCIAL INFRASTRUCTURE			OTHER PRIORITY SECTOR			NON-PRIORITY		
	Target	Ach	%	Target	Ach	%	Target	Ach	%	Target	Ach	%	Target	Ach	%	Target	Ach	%	Target	Ach	%	Target	Ach	%
SBI	1507.00	0.00	0	645.00	15.00	2	17.00	4.00	24	84.00	32.00	38	20.00	0.00	0	3.00	0.00	0	40.00	0.00	0	590.00	331.28	56
AXB	74.00	0.00	0	31.00	0.00	0	4.00	0.00	0	5.00	0.00	0	1.00	0.00	0	1.00	0.00	0	2.00	0.00	0	40.00	0.00	0
UBI	858.00	0.00	0	379.00	0.00	0	12.00	0.00	0	49.00	0.00	0	12.00	0.00	0	1.00	0.00	0	24.00	0.00	0	340.00	0.00	0
UCO	94.00	0.00	0	37.00	0.00	0	4.00	0.00	0	7.00	0.00	0	1.00	0.00	0	1.00	0.00	0	3.00	0.00	0	45.00	0.00	0
MRB	150.00	9.73	6	11.00	14.20	129	5.00	0.00	0	6.00	0.00	0	2.00	0.00	0	1.00	0.00	0	1.00	0.00	0	12.00	0.00	0
<b>TOTAL</b>	<b>2683.00</b>	<b>9.73</b>	<b>0</b>	<b>1103.00</b>	<b>29.20</b>	<b>3</b>	<b>42.00</b>	<b>4.00</b>	<b>10</b>	<b>151.00</b>	<b>32.00</b>	<b>21</b>	<b>36.00</b>	<b>0.00</b>	<b>0</b>	<b>7.00</b>	<b>0.00</b>	<b>0</b>	<b>70.00</b>	<b>0.00</b>	<b>0</b>	<b>1027.00</b>	<b>331.28</b>	<b>32</b>

**5. NAME OF THE DISTRICT: CHURACHANDPUR**

**As on 30.09.2017**

**Lead Bank: State Bank of India**

**Amt. ` in lakhs**

BANK	AGL & ALLIED ACTIVITIES			INDUSTRY LOAN			EDUCATION LOAN			HOUSING LOAN			RENEWABLE ENERGY			SOCIAL INFRASTRUCTURE			OTHER PRIORITY SECTOR			NON-PRIORITY		
	Target	Ach	%	Target	Ach	%	Target	Ach	%	Target	Ach	%	Target	Ach	%	Target	Ach	%	Target	Ach	%	Target	Ach	%
SBI	2487.00	64.01	3	1875.00	161.60	9	137.00	2.49	2	780.00	677.27	87	75.00	0.00	0	40.00	0.00	0	132.00	0.00	0	3303.00	1527.66	46
AXB	251.00	218.26	87	143.00	199.46	139	10.00	0.00	0	52.00	0.00	0	6.00	0.00	0	3.00	0.00	0	10.00	0.00	0	285.00	684.59	240
CNB	77.00	13.10	17	45.00	15.50	34	5.00	9.50	190	20.00	5.00	25	2.00	0.00	0	1.00	0.00	0	3.00	0.00	0	85.00	46.60	55
CBI	81.00	139.40	172	50.00	216.85	434	5.00	0.00	0	20.00	0.00	0	2.00	0.00	0	2.00	0.00	0	3.00	0.00	0	76.00	0.00	0
HDF	385.00	30.30	8	289.00	125.49	43	19.00	0.00	0	25.00	11.84	47	9.00	0.00	0	5.00	0.00	0	15.00	0.00	0	401.00	764.69	191
ICI	23.00	50.29	219	44.00	26.00	59	4.00	0.00	0	12.00	0.00	0	2.00	0.00	0	1.00	0.00	0	4.00	0.00	0	68.00	121.00	178
IDB	23.00	0.00	0	16.00	22.05	138	1.00	0.00	0	2.00	17.50	875	1.00	0.00	0	1.00	0.00	0	0.00	0.00	0	13.00	5.90	45
UBI	939.00	473.25	50	670.00	5.20	1	42.00	1.76	4	460.00	52.92	12	22.00	0.00	0	12.00	0.00	0	50.00	75.74	151	1083.00	39.71	4
UCO	128.00	8.71	7	85.00	7.49	9	5.00	0.00	0	163.00	25.59	16	4.00	0.00	0	2.00	0.00	0	6.00	0.00	0	175.00	47.66	27
VJB	94.00	91.00	97	70.00	279.00	399	5.00	0.00	0	85.00	62.00	73	3.00	0.00	0	2.00	0.00	0	5.00	83.00	1660	125.00	89.00	71
MRB	150.00	5.25	4	16.00	11.35	71	1.00	0.00	0	2.00	0.00	0	1.00	0.00	0	1.00	0.00	0	0.00	0.00	0	15.00	1.65	11
MSCB	110.00	0.00	0	16.00	0.00	0	5.00	0.00	0	2.00	0.00	0	1.00	0.00	0	1.00	0.00	0	1.00	0.00	0	30.00	0.00	0
<b>TOTAL</b>	<b>4748.00</b>	<b>1093.57</b>	<b>23</b>	<b>3319.00</b>	<b>1069.99</b>	<b>32</b>	<b>239.00</b>	<b>13.75</b>	<b>6</b>	<b>1623.00</b>	<b>852.12</b>	<b>53</b>	<b>128.00</b>	<b>0.00</b>	<b>0</b>	<b>71.00</b>	<b>0.00</b>	<b>0</b>	<b>229.00</b>	<b>158.74</b>	<b>69</b>	<b>5659.00</b>	<b>3328.46</b>	<b>59</b>

**6. NAME OF THE DISTRICT: PHERZAWL - Since ACP target was not allotted for the district, hence report for the district is not shown.**

**7. NAME OF THE DISTRICT: SENAPATI**

**As on 30.09.2017**

**Lead Bank: State Bank of India**

**Amt. ` in lakhs**

BANK	AGL & ALLIED ACTIVITIES			INDUSTRY LOAN			EDUCATION LOAN			HOUSING LOAN			RENEWABLE ENERGY			SOCIAL INFRASTRUCTURE			OTHER PRIORITY SECTOR			NON-PRIORITY		
	Target	Ach	%	Target	Ach	%	Target	Ach	%	Target	Ach	%	Target	Ach	%	Target	Ach	%	Target	Ach	%	Target	Ach	%
SBI	2419.00	73.73	3	2181.00	368.12	17	54.00	4.60	9	250.00	209.70	84	112.00	0.00	0	7.50	0.00	0	149.50	0.00	0	2550.00	1512.87	59
BOI	0.00	0.00	0	0.00	0.00	0	0.00	0.00	0	0.00	0.00	0	0.00	0.00	0	0.00	0.00	0	0.00	0.00	0	0.00	0.00	0
CBI	168.00	11.00	7	213.00	20.00	9	9.00	0.00	0	18.00	0.00	0	7.00	0.00	0	1.00	0.00	0	14.00	0.00	0	140.00	1.00	1
HDF	222.00	0.00	0	315.00	28.45	9	4.00	0.00	0	10.00	1.96	20	6.00	0.00	0	1.00	0.00	0	18.00	0.00	0	170.00	213.62	126
UBI	435.00	4.28	1	400.00	23.00	6	25.00	0.00	0	28.00	15.00	54	28.00	0.00	0	2.00	0.00	0	25.00	42.00	168	125.00	4.00	3
UCO	89.00	88.87	100	151.00	111.36	74	12.00	0.00	0	16.00	100.36	627	7.00	0.00	0	2.00	0.00	0	10.00	132.82	1328	85.00	18.72	22
<b>TOTAL</b>	<b>3333.00</b>	<b>177.88</b>	<b>5</b>	<b>3260.00</b>	<b>550.93</b>	<b>17</b>	<b>104.00</b>	<b>4.60</b>	<b>4</b>	<b>322.00</b>	<b>327.02</b>	<b>102</b>	<b>160.00</b>	<b>0.00</b>	<b>0</b>	<b>13.50</b>	<b>0.00</b>	<b>0</b>	<b>216.50</b>	<b>174.82</b>	<b>81</b>	<b>3070.00</b>	<b>1750.21</b>	<b>57</b>



**8. NAME OF THE DISTRICT: KANGPOKPI**

**As on 30.09.2017**

**Lead Bank: State Bank of India**

**Amt. ` in lakhs**

BANK	AGL & ALLIED ACTIVITIES			INDUSTRY LOAN			EDUCATION LOAN			HOUSING LOAN			RENEWABLE ENERGY			SOCIAL INFRASTRUCTURE			OTHER PRIORITY SECTOR			NON-PRIORITY		
	Target	Ach	%	Target	Ach	%	Target	Ach	%	Target	Ach	%	Target	Ach	%	Target	Ach	%	Target	Ach	%	Target	Ach	%
SBI	1951.00	50.15	3	1294.00	39.85	3	85.00	4.00	5	130.00	186.10	143	52.00	0.00	0	5.00	0.00	0	89.00	0.00	0	2100.00	739.77	35
ALB	182.00	64.08	35	124.00	103.43	83	9.00	0.00	0	17.00	15.00	88	8.00	0.00	0	1.00	0.00	0	7.00	0.00	0	90.00	21.90	24
IOB	99.00	16.19	16	146.00	74.27	51	16.00	0.00	0	16.00	100.00	625	7.00	0.00	0	2.00	0.00	0	10.00	14.49	145	90.00	0.00	0
VJB	173.00	0.00	0	184.00	0.00	0	15.00	0.00	0	17.00	0.00	0	8.00	0.00	0	2.00	0.00	0	11.00	0.00	0	125.00	0.00	0
MSCB	110.00	0.00	0	57.00	0.00	0	0.00	0.00	0	0.00	0.00	0	0.00	0.00	0	0.00	0.00	0	3.00	0.00	0	35.00	0.00	0
<b>TOTAL</b>	<b>2515.00</b>	<b>130.42</b>	<b>5</b>	<b>1805.00</b>	<b>217.55</b>	<b>12</b>	<b>125.00</b>	<b>4.00</b>	<b>3</b>	<b>180.00</b>	<b>301.10</b>	<b>167</b>	<b>75.00</b>	<b>0.00</b>	<b>0</b>	<b>10.00</b>	<b>0.00</b>	<b>0</b>	<b>120.00</b>	<b>14.49</b>	<b>12</b>	<b>2440.00</b>	<b>761.67</b>	<b>31</b>

9. NAME OF THE DISTRICT: IMPHAL WEST

As on 30.09.2017

Lead Bank: State Bank of India

Amt. ` in lakhs

BANK	AGL & ALLIED ACTIVITIES			INDUSTRY LOAN			EDUCATION LOAN			HOUSING LOAN			RENEWABLE ENERGY			SOCIAL INFRASTRUCTURE			OTHER PRIORITY SECTOR			NON-PRIORITY		
	Target	Ach	%	Target	Ach	%	Target	Ach	%	Target	Ach	%	Target	Ach	%	Target	Ach	%	Target	Ach	%	Target	Ach	%
SBI	2388.00	34.23	1	8133.00	2077.24	26	834.00	29.50	4	4188.00	1356.37	32	94.00	430.00	457	74.00	0.00	0	630.00	0.00	0	6222.00	6502.31	105
ALB	406.00	4.00	1	409.00	18.00	4	56.00	20.00	36	183.00	197.00	108	7.00	0.00	0	6.00	0.00	0	29.00	0.00	0	405.00	90.00	22
AXB	778.00	0.00	0	1212.00	0.00	0	148.00	0.00	0	621.00	0.00	0	18.00	0.00	0	15.00	0.00	0	91.00	0.00	0	1080.00	0.00	0
BAND	115.00	135.45	118	14.00	713.29	5095	10.00	0.00	0	10.00	0.00	0	3.00	0.00	0	3.00	0.00	0	0.00	0.00	0	10.00	6.93	69
BOB	786.00	360.00	46	1223.00	324.22	27	150.00	60.00	40	627.00	350.12	56	18.00	0.00	0	15.00	0.00	0	92.00	0.00	0	1090.00	302.00	28
BOI	284.00	99.53	35	32.00	1047.30	3273	10.00	27.32	273	10.00	504.62	5046	3.00	0.00	0	3.00	0.00	0	1.00	0.00	0	104.00	289.01	278
BOM	58.00	0.00	0	88.00	29.50	34	11.00	11.40	104	46.00	33.00	72	3.00	0.00	0	3.00	0.00	0	6.00	58.35	973	81.00	209.83	259
CNB	205.00	0.00	0	109.00	0.00	0	19.00	0.00	0	28.00	0.00	0	3.00	0.00	0	3.00	0.00	0	6.00	0.00	0	138.00	0.00	0
CBI	483.00	102.00	21	333.00	0.00	0	52.00	0.00	0	117.00	0.00	0	7.00	0.00	0	6.00	0.00	0	22.00	0.00	0	388.00	0.00	0
DNB	21.00	0.00	0	29.00	1.62	6	10.00	4.00	40	17.00	0.00	0	3.00	0.00	0	3.00	0.00	0	2.00	0.00	0	29.00	6.04	21
HDF	596.00	0.00	0	251.00	0.00	0	54.00	0.00	0	124.00	0.00	0	7.00	0.00	0	6.00	0.00	0	18.00	0.00	0	390.00	0.00	0
ICI	549.00	3454.91	629	177.00	295.12	167	44.00	0.00	0	86.00	16.35	19	6.00	0.00	0	5.00	0.00	0	12.00	0.00	0	323.00	1937.88	600
IDB	222.00	60.00	27	346.00	26.90	8	42.00	0.00	0	178.00	16.31	9	5.00	0.00	0	5.00	0.00	0	26.00	0.00	0	309.00	114.50	37
INB	21.00	0.00	0	29.00	9.50	33	10.00	0.00	0	17.00	4.32	25	3.00	0.00	0	3.00	0.00	0	2.00	0.00	0	29.00	30.33	105
IIB	46.00	0.00	0	68.00	0.00	0	10.00	0.00	0	37.00	0.00	0	3.00	0.00	0	3.00	0.00	0	5.00	0.00	0	64.00	15.00	23
IOB	232.00	0.00	0	152.00	0.00	0	24.00	0.00	0	51.00	0.00	0	3.00	0.00	0	3.00	0.00	0	10.00	0.00	0	176.00	0.00	0
PNB	394.00	6.00	2	148.00	4.50	3	35.00	3.00	9	97.00	45.00	46	4.00	0.00	0	3.00	0.00	0	12.00	0.00	0	256.00	112.50	44
PSB	406.00	10.00	2	176.00	17.25	10	37.00	0.00	0	97.00	105.50	109	5.00	0.00	0	3.00	0.00	0	13.00	145.00	1115	272.00	164.00	60
SYB	30.00	1.00	3	43.00	42.05	98	10.00	4.37	44	24.00	0.00	0	3.00	0.00	0	3.00	0.00	0	3.00	0.00	0	42.00	8.41	20
UBI	1478.00	68.71	5	2305.00	184.14	8	273.00	11.02	4	1178.00	915.78	78	30.00	0.00	0	27.00	0.00	0	174.00	0.00	0	2049.00	3394.55	166
UCO	409.00	10.00	2	383.00	0.00	0	58.00	0.00	0	242.00	68.00	28	7.00	0.00	0	6.00	0.00	0	26.00	0.00	0	421.00	792.00	188
UOB	21.00	0.00	0	29.00	0.00	0	10.00	0.00	0	17.00	0.00	0	3.00	0.00	0	3.00	0.00	0	2.00	0.00	0	29.00	114.40	394
VJB	320.00	19.25	6	498.00	211.40	42	61.00	1.50	2	256.00	51.00	20	8.00	0.00	0	7.00	0.00	0	37.00	0.00	0	444.00	96.50	22
YES	57.00	0.00	0	86.00	0.00	0	11.00	0.00	0	46.00	0.00	0	3.00	0.00	0	3.00	0.00	0	6.00	0.00	0	79.00	0.00	0
MRB	750.00	205.94	27	396.00	307.86	78	60.00	0.00	0	249.00	27.50	11	8.00	0.00	0	6.00	0.00	0	27.00	0.00	0	434.00	94.90	22
IUCB	550.00	0.00	0	935.00	0.00	0	115.00	0.00	0	480.00	0.00	0	15.00	0.00	0	12.00	0.00	0	70.00	0.00	0	934.00	594.83	64
MSCB	110.00	34.13	31	291.00	0.00	0	36.00	0.00	0	149.00	0.00	0	5.00	0.00	0	3.00	0.00	0	22.00	104.80	476	259.00	91.70	35
MWCB	110.00	62.08	56	43.00	0.00	0	10.00	0.00	0	25.00	10.00	40	3.00	0.00	0	3.00	0.00	0	3.00	105.20	3507	43.00	16.00	37
<b>TOTAL</b>	<b>11825.00</b>	<b>4667.23</b>	<b>39</b>	<b>17938.00</b>	<b>5309.89</b>	<b>30</b>	<b>2200.00</b>	<b>172.11</b>	<b>8</b>	<b>9200.00</b>	<b>3700.87</b>	<b>40</b>	<b>280.00</b>	<b>430.00</b>	<b>154</b>	<b>235.00</b>	<b>0.00</b>	<b>0</b>	<b>1347.00</b>	<b>413.35</b>	<b>31</b>	<b>16100.00</b>	<b>14983.62</b>	<b>93</b>

**10. NAME OF THE DISTRICT: IMPHAL EAST**

**As on 30.09.2017**

**Lead Bank: United Bank of India**

**Amt. ` in lakhs**

BANK	AGL & ALLIED ACTIVITIES			INDUSTRY LOAN			EDUCATION LOAN			HOUSING LOAN			RENEWABLE ENERGY			SOCIAL INFRASTRUCTURE			OTHER PRIORITY SECTOR			NON-PRIORITY		
	Target	Ach	%	Target	Ach	%	Target	Ach	%	Target	Ach	%	Target	Ach	%	Target	Ach	%	Target	Ach	%	Target	Ach	%
SBI	1654.00	8.18	0	1527.00	260.95	17	84.00	4.48	5	430.00	185.00	43	0.60	0.00	0	1.60	0.00	0	94.80	0.00	0	420.00	939.26	224
ALB	177.00	116.14	66	42.00	17.86	43	5.00	0.00	0	12.00	28.00	233	0.30	0.00	0	0.80	0.00	0	2.90	66.50	2293	40.00	0.00	0
AXB	532.00	21.96	4	175.00	59.47	34	11.00	0.00	0	50.00	38.64	77	0.60	0.00	0	1.60	0.00	0	10.80	63.44	587	40.00	627.72	1569
BOB	118.00	0.00	0	28.00	16.00	57	5.00	0.00	0	10.00	0.00	0	0.30	0.00	0	0.80	0.00	0	1.90	0.00	0	30.00	0.00	0
BOI	827.00	44.46	5	298.00	73.93	25	19.00	4.50	24	85.00	63.00	74	0.30	0.00	0	0.80	0.00	0	17.90	0.00	0	60.00	63.00	105
CNB	118.00	2.58	2	28.00	14.00	50	5.00	0.00	0	10.00	20.00	200	0.30	0.00	0	0.80	0.00	0	1.90	0.00	0	30.00	22.83	76
CBI	1004.00	0.00	0	392.00	0.85	0	24.00	4.43	18	112.00	0.00	0	0.60	0.00	0	1.60	0.00	0	23.80	23.80	100	80.00	3.50	4
HDF	295.00	275.13	93	11.00	108.00	982	5.00	0.00	0	10.00	25.76	258	0.60	0.00	0	1.60	0.00	0	0.80	0.00	0	30.00	293.37	978
ICI	1184.00	973.48	82	208.00	69.00	33	13.00	0.00	0	59.00	0.00	0	0.60	0.00	0	1.60	0.00	0	12.80	0.00	0	40.00	0.00	0
PNB	827.00	352.47	43	318.00	561.62	177	20.00	39.63	198	90.00	108.91	121	0.30	0.00	0	0.80	0.00	0	19.90	1.38	7	60.00	79.26	132
PSB	177.00	0.00	0	776.00	51.00	7	45.00	0.00	0	220.00	43.00	20	0.90	0.00	0	2.40	0.00	0	47.70	45.35	95	130.00	77.88	60
UBI	1122.00	25.94	2	451.00	53.46	12	25.00	0.00	0	125.00	124.27	99	0.60	0.00	0	1.60	0.00	0	27.80	228.25	821	80.00	43.91	55
UCO	295.00	6.30	2	93.00	2.39	3	6.00	0.00	0	27.00	35.61	132	0.60	0.00	0	1.60	0.00	0	5.80	0.00	0	40.00	0.00	0
MRB	600.00	197.63	33	644.00	442.52	69	40.00	1358.00	3395	180.00	28.30	16	1.20	0.00	0	3.20	0.00	0	39.60	0.00	0	100.00	36.87	37
IUCB	330.00	0.00	0	607.00	0.00	0	38.00	0.00	0	170.00	0.00	0	0.90	0.00	0	2.40	0.00	0	37.70	0.00	0	100.00	0.00	0
MSCB	110.00	0.00	0	22.00	0.00	0	5.00	0.00	0	10.00	0.00	0	0.30	0.00	0	0.80	0.00	0	0.90	0.00	0	20.00	0.00	0
<b>TOTAL</b>	<b>9370.00</b>	<b>2024.27</b>	<b>22</b>	<b>5620.00</b>	<b>1731.05</b>	<b>31</b>	<b>350.00</b>	<b>1411.04</b>	<b>403</b>	<b>1600.00</b>	<b>700.49</b>	<b>44</b>	<b>9.00</b>	<b>0.00</b>	<b>0</b>	<b>24.00</b>	<b>0.00</b>	<b>0</b>	<b>347.00</b>	<b>428.72</b>	<b>124</b>	<b>1300.00</b>	<b>2187.60</b>	<b>168</b>

**11. NAME OF THE DISTRICT: JIRIBAM (Segregated data for UBI, Jiribam branch not obtained)**

**As on 30.09.2017**

**Lead Bank: United Bank of India**

**Amt. ` in lakhs**

Bank	AGL & ALLIED ACTIVITIES			INDUSTRY LOAN			EDUCATION LOAN			HOUSING LOAN			RENEWABLE ENERGY			SOCIAL INFRASTRUCTURE			OTHER PRIORITY SECTOR			NON-PRIORITY		
	Target	Ach	%	Target	Ach	%	Target	Ach	%	Target	Ach	%	Target	Ach	%	Target	Ach	%	Target	Ach	%	Target	Ach	%
UBI	368.00	17.00	5	147.00	29.00	20	10.00	2.00	20	30.00	0.00	0	2.00	0.00	0	1.00	0.00	0	10.00	0.00	0	50.00	110.00	220

**12. NAME OF THE DISTRICT: BISHNUPUR**

**As on 30.09.2017**

**Lead Bank: United Bank of India**

**Amt. ` in lakhs**

BANK	AGL & ALLIED ACTIVITIES			INDUSTRY LOAN			EDUCATION LOAN			HOUSING LOAN			RENEWABLE ENERGY			SOCIAL INFRASTRUCTURE			OTHER PRIORITY SECTOR			NON-PRIORITY		
	Target	Ach	%	Target	Ach	%	Target	Ach	%	Target	Ach	%	Target	Ach	%	Target	Ach	%	Target	Ach	%	Target	Ach	%
SBI	3276.00	14.35	0	828.00	69.92	8	25.00	2.30	9	418.00	256.28	61	150.00	0.00	0	7.00	0.00	0	41.00	0.00	0	951.00	508.78	53
AXB	309.00	0.00	0	60.00	0.00	0	5.00	0.00	0	30.00	0.00	0	11.00	0.00	0	0.50	0.00	0	2.50	0.00	0	68.00	0.00	0
CBI	340.00	0.00	0	65.00	0.00	0	5.00	0.00	0	33.00	0.00	0	12.00	0.00	0	0.50	0.00	0	3.50	0.00	0	75.00	0.00	0
UBI	1396.00	0.00	0	269.00	0.00	0	10.00	0.00	0	136.00	0.00	0	49.00	0.00	0	2.00	0.00	0	13.00	0.00	0	308.00	0.00	0
UCO	2322.00	0.00	0	447.00	0.00	0	15.00	0.00	0	225.00	0.00	0	81.00	0.00	0	3.00	0.00	0	22.00	0.00	0	512.00	0.00	0
MRB	450.00	221.95	49	266.00	52.75	20	10.00	0.00	0	134.00	0.00	0	48.00	0.00	0	2.00	0.00	0	13.00	0.00	0	304.00	2.80	1
MSCB	220.00	17.00	8	185.00	36.00	19	5.00	0.00	0	94.00	0.00	0	34.00	0.00	0	1.50	0.00	0	9.50	16.10	169	214.00	14.00	7
MPCB	110.00	203.27	185	60.00	12.70	21	5.00	1.36	27	30.00	1.41	5	11.00	0.00	0	0.50	0.00	0	2.50	71.97	2879	68.00	17.57	26
<b>TOTAL</b>	<b>8423.00</b>	<b>456.57</b>	<b>5</b>	<b>2180.00</b>	<b>171.37</b>	<b>8</b>	<b>80.00</b>	<b>3.66</b>	<b>5</b>	<b>1100.00</b>	<b>257.69</b>	<b>23</b>	<b>396.00</b>	<b>0.00</b>	<b>0</b>	<b>17.00</b>	<b>0.00</b>	<b>0</b>	<b>107.00</b>	<b>88.07</b>	<b>82</b>	<b>2500.00</b>	<b>543.15</b>	<b>22</b>

**13. NAME OF THE DISTRICT: TAMENGLONG**

**As on 30.09.2017**

**Lead Bank: United Bank of India**

**Amt. ` in lakhs**

BANK	AGL & ALLIED ACTIVITIES			INDUSTRY LOAN			EDUCATION LOAN			HOUSING LOAN			RENEWABLE ENERGY			SOCIAL INFRASTRUCTURE			OTHER PRIORITY SECTOR			NON-PRIORITY		
	Target	Ach	%	Target	Ach	%	Target	Ach	%	Target	Ach	%	Target	Ach	%	Target	Ach	%	Target	Ach	%	Target	Ach	%
UBI	2057.00	0.00	0	495.00	0.00	0	20.00	0.00	0	0.00	0.00	0	20.00	0.00	0	2.00	0.00	0	28.00	0.00	0	150.00	0.00	0
MSCB	110.00	0.00	0	5.00	0.00	0	0.00	0.00	0	0.00	0.00	0	0.00	0.00	0	0.00	0.00	0	0.00	0.00	0	0.00	0.00	0
<b>TOTAL</b>	<b>2167.00</b>	<b>0.00</b>	<b>0</b>	<b>500.00</b>	<b>0.00</b>	<b>0</b>	<b>20.00</b>	<b>0.00</b>	<b>0</b>	<b>0.00</b>	<b>0.00</b>	<b>0</b>	<b>20.00</b>	<b>0.00</b>	<b>0</b>	<b>2.00</b>	<b>0.00</b>	<b>0</b>	<b>28.00</b>	<b>0.00</b>	<b>0</b>	<b>150.00</b>	<b>0.00</b>	<b>0</b>

**14. NAME OF THE DISTRICT: NONEY**

**As on 30.09.2017**

**Lead Bank: United Bank of India**

**Amt. ` in lakhs**

BANK	AGL & ALLIED ACTIVITIES			INDUSTRY LOAN			EDUCATION LOAN			HOUSING LOAN			RENEWABLE ENERGY			SOCIAL INFRASTRUCTURE			OTHER PRIORITY SECTOR			NON-PRIORITY		
	Target	Ach	%	Target	Ach	%	Target	Ach	%	Target	Ach	%	Target	Ach	%	Target	Ach	%	Target	Ach	%	Target	Ach	%
SBI	1016.00	0.00	0	226.00	0.40	0	10.00	0.00	0	0.00	0.00	0	10.00	0.00	0	1.00	0.00	0	13.00	0.00	0	83.00	82.80	100
MRB	150.00	3.52	2	179.00	22.98	13	10.00	0.00	0	0.00	0.00	0	10.00	0.00	0	1.00	0.00	0	10.00	0.00	0	67.00	0.00	0
<b>TOTAL</b>	<b>1166.00</b>	<b>3.52</b>	<b>0</b>	<b>405.00</b>	<b>23.38</b>	<b>6</b>	<b>20.00</b>	<b>0.00</b>	<b>0</b>	<b>0.00</b>	<b>0.00</b>	<b>0</b>	<b>20.00</b>	<b>0.00</b>	<b>0</b>	<b>2.00</b>	<b>0.00</b>	<b>0</b>	<b>23.00</b>	<b>0.00</b>	<b>0</b>	<b>150.00</b>	<b>82.80</b>	<b>55</b>

**15. NAME OF THE DISTRICT: UKHRUL**

**As on 30.09.2017**

**Lead Bank: United Bank of India**

**Amt. ` in lakhs**

BANK	AGL & ALLIED ACTIVITIES			INDUSTRY LOAN			EDUCATION LOAN			HOUSING LOAN			RENEWABLE ENERGY			SOCIAL INFRASTRUCTURE			OTHER PRIORITY SECTOR			NON-PRIORITY		
	Target	Ach	%	Target	Ach	%	Target	Ach	%	Target	Ach	%	Target	Ach	%	Target	Ach	%	Target	Ach	%	Target	Ach	%
SBI	509.00	0.00	0	171.00	5.20	3	15.00	0.00	0	0.00	0.00	0	1.00	0.00	0	1.00	0.00	0	9.00	0.00	0	70.00	169.84	243
UBI	1522.00	0.00	0	524.00	0.00	0	40.00	0.00	0	0.00	0.00	0	5.00	0.00	0	4.00	0.00	0	27.00	0.00	0	206.00	0.00	0
UCO	98.00	0.00	0	32.00	0.00	0	5.00	0.00	0	0.00	0.00	0	1.00	0.00	0	1.00	0.00	0	2.00	0.00	0	14.00	0.00	0
MRB	150.00	6.91	5	8.00	14.54	182	5.00	0.00	0	0.00	0.00	0	1.00	0.00	0	1.00	0.00	0	0.00	0.00	0	5.00	0.00	0
MSCB	110.00	0.00	0	10.00	0.00	0	5.00	0.00	0	0.00	0.00	0	1.00	0.00	0	1.00	0.00	0	0.00	0.00	0	5.00	0.00	0
<b>TOTAL</b>	<b>2389.00</b>	<b>6.91</b>	<b>0</b>	<b>745.00</b>	<b>19.74</b>	<b>3</b>	<b>70.00</b>	<b>0.00</b>	<b>0</b>	<b>0.00</b>	<b>0.00</b>	<b>0</b>	<b>9.00</b>	<b>0.00</b>	<b>0</b>	<b>8.00</b>	<b>0.00</b>	<b>0</b>	<b>38.00</b>	<b>0.00</b>	<b>0</b>	<b>300.00</b>	<b>169.84</b>	<b>57</b>

**16. NAME OF THE DISTRICT: KAMJONG**

**As on 30.09.2017**

**Lead Bank: United Bank of India**

**Amt. ` in lakhs**

BANK	AGL & ALLIED ACTIVITIES			INDUSTRY LOAN			EDUCATION LOAN			HOUSING LOAN			RENEWABLE ENERGY			SOCIAL INFRASTRUCTURE			OTHER PRIORITY SECTOR			NON-PRIORITY		
	Target	Ach	%	Target	Ach	%	Target	Ach	%	Target	Ach	%	Target	Ach	%	Target	Ach	%	Target	Ach	%	Target	Ach	%
SBI	348.00	0.00	0	114.00	6.15	5	5.00	0.00	0	0.00	0.00	0	2.00	0.00	0	1.00	0.00	0	3.00	0.00	0	50.00	76.10	152

## **BANKWISE POSITION OF ATMs IN THE STATE**

As on 30.09.2017

Sl. No.	Name of Bank Branches	No. of ATMs	Location
1	SBI, Thoubal	3	SBI Thoubal Branch
		13	Lilong Bazar, Thoubal Bazar, Opp. Thoubal Police Station, Thoubal Athokpam, Thoubal Athokpam , Thoubal Mini Secretariat, Thoubal Bazar Awang Leikai, Khangabok Bazar, Thoubal Wangmataba, Babu Bazar, Wangjing Bazar, Yairipok Bazar, Yairipok Laimanai
	SBI, Kakching	6	SBI Kakching Branch, Azad Cinema, Kakching Khongnangphangba, Kakching Bazar LIC, Near Axis Bank, AR Kakching
	SBI, Chandel	2	SBI Chandel Branch, SBI Chakpikarong Branch
	SBI, Tengnoupal	2	SBI Moreh Branch
		2	SBI BSF Kangsang Branch, Molnoi Pallel,
	SBI, Churachandpur	2	SBI Loktak HEPA Branch
		5	SBI Churachandpur Branch
		11	AR Tuibong, BSF Camp Pearsonmun, EBC Church, Rengkai, Upper Lamka, Light House, Old Bazar, Tuibong Bazar, Lailam Veng, New Bazar, Opp. Cinema Hall
	SBI, Senapati	4	SBI Senapati Branch
		9	SBI Tadubi Branch, SBI Maram Branch, SBI Mao Gate Branch, New Mini Sectt. Complex, Old Road, NPO, Hazungla House, SBI Lairouching, SBI Senapati Bazar
	SBI, Kangpokpi	2	SBI Kangpokpi Branch
		5	SBI Sapormeina Branch, SBI Leimakhong Branch, Leimakhong Army Camp, AR Gate Keithelmanbi, Convoy Ground Leimakhong
	SBI, Imphal West	8	SBI Imphal Branch
		4	SBI M.U. Campus Branch,
		2	SBI Singjamei Branch
		2	SBI Intouch Branch
		2	SBI E-Corner Paona Bazar
		2	State PWD
		2	Keishampat Electricity Office
		2	Moirangkhom
		2	Imphal Secretariat South Block
		2	Yumnam Leikai
		2	RIMS Road
		2	Govt. Polytechnic Takyelpat
		2	Opp. DC Office Naoremthong
		2	Guarahari Market
		2	DM College
		2	Tera Kebol High School
		2	Ibohal Cycle
		2	Uripok Canteen
		44	SBI Cash Point Imphal Secretariat, SBI Mayang Imphal Branch, SBI Sekmai Branch, SBI Wangoi Branch, SBI RBO, CRPF Langjing, CRPF Langjing 2 <sup>nd</sup> , Near Tulihal Airport, , Nagamapal Lai Esing Chaibi, Babupara Opp. MR Ground, CRPF Mongsangei, Pishumthong, Shija Hospital, Khuyathong, Sagolband Salam Leikai, Kwakeithel Bazar, Tiddim Petrol Pump, 25 BRTF Lamphelpat, Kakwa Bazar, Longjam Leirak, Near Imo Filling, Uripok Achom Leikai, Keishamthong, Mayengbam Leikai Singjamei, Unikhong Bazar, Usha Cinema, Khumbong Bazar, Wahengbam Leikai, Haobam Marak, Sanakeithel, Paona International Market, Khwai Bhramapur, Langjing, Ahanthem Leikai, Sega Road, Malom Bazar, Lamphel Super Market, Singjamei Near NRL Petrol Pump, Singjamei Bazar, Sagolband Moirang Leirak, Panchayat Maning Uripok, NIIT Langol, Lamsang Bazar, MU Administrative Block.

Sl. No.	Name of Bank Branches	No. of ATMs	Location
1	SBI, Imphal East	2	Khurai
		2	Chingmeirong
		2	Lamlong Bazar
		2	Tribal Market
		2	Minuthong
	24	High Court Complex, Wangkhei Opp. Eastern Ground, Pangei Bazar, Palace Compound, Kongba Bazar, Mantripukhri CRPF, Konsam Oil Pump, Sangakpham, Porompat DC Complex, AR Mantripukhri CSD Canteen, SBI Mantripukhri, SBI Porompat Branch, Checkon Market, JNIMS Road, 2nd MR, AR Transit Camp JNIMS, Ananda Singh Hr. Sec., Pioneer Academy, Khuman Lampak, Lamlongthong, Nongmeibung, BSF Koirengei, IT Park Mantripukhri, Kongba Gangat Pat	
	SBI, Bishnupur	2	SBI Bishnupur Branch
		10	Moirang Bazar, Bishnupur Ward No. 11, Ningthoukhong Ward No. 8, Bishnupur Ward No. 8, INA Moirang, Bishnupur Ward No. 4, Nambol Bazar, Nambol Parking, Nambol Phojing, Moirang Lamkhai
	SBI, Noney	1	SBI Noney Branch
	SBI, Ukhrul	2	SBI Ukhrul Branch
2		Ukhrul Mini Secretariat, Ukhrul Police Station	
2	Allhabad Bank	1	Near Pologround
3	AXIS Bank	2	Imphal Branch
		2	Lalambung
		1	Paona Bazar
		2	Moirangkhom
		1	Checkon
		1	North AOC
		1	Singjamei
		1	Lamlong
		1	Uripok RIMS Road Corner
		1	Khuman Lampak
		1	Porompat Branch
		1	Churachandpur Branch
		1	Kakching Branch
		1	Bishnupur Branch
1	Moreh Branch		
1	Chingmeirong Branch		
4	Bandhan Bank	1	Imphal Branch
5	Bank of Baroda	4	Opposite Gurudwara, Changangei, Yurembam, M.U. Campus
6	Bank of India	1	RIMS Road
		1	Paona Bazar
		1	Thoubal Branch
		1	Opposite Sainik School
		1	NIELIT, Akampat
7	Canara Bank	1	Thangal Bazar Branch
		1	Thoubal Branch
		1	Churachandpur Branch
8	Central Bank of India	9	Central Agriculture University, Imphal Branch, near Airport, MPHC, Babupara, Paona bz branch, Churachandpur branch, Singngat branch, Thoubal Branch.
9	HDFC	1	Imphal Branch
		1	Thangmeiband
		1	New Checkon
		1	Khurai
		1	Sanakeithel

Sl. No.	Name of Bank Branches	No. of ATMs	Location
9	HDFC	1	Uripok
		1	Minuthong
		3	Thoubal Branch
		1	Churachandpur Branch
		1	Senapati Branch
		1	Yairipok Branch
10	ICICI	1	Imphal Branch
		1	Opposite Assembly Road
		1	Thoubal Branch
		1	Yaiskul
		1	Palace Compound
		1	Keishampat
		1	Checkon
		1	Lamphel
11	IDBI	2	Imphal Branch and Churachandpur Branch
12	Indusind	1	Near Branch
13	Indian Overseas Bank	1	Nagamapal
		1	Thoubal Bazar
14	Punjab National	2	Opposite Imphal Branch and MIT Campus
15	Punjab & Sind Bank	3	One each at Dewlahland, Khurai Sajor Leikai & Nagamapal
16	Syndicate	1	RIMS Road
17	United Bank of India	2	Opposite Imphal Branch & inside the Branch
		8	One each at: Opposite Hotel Nirmla, Sagolband Tera, RIMS Spl Ward, Uripok Flyover, RIMS Branch, Singjamei Branch, Paona Inside the branch, Imphal West DC Office complex
		1	Ukhrul Branch
		3	Churachandpur Branch, CCpur bus stand and District Hospital
		2	Mao Branch, Senapati Branch
		1	Moirang Branch
		1	Tamenglong Branch
		1	Thoubal Branch
		1	Jiribam Branch
		1	Moreh Branch
		1	Kakching Bazar
2	A.T. Line Branch & Porompat Junction		
18	UCO Bank	1	Churachandpur Branch
		1	Phubala Branch
		1	Thinungei Branch
		1	Chandel Branch
		1	Senapati
		1	Ukhrul
		1	Lamlong
		1	Singjamei
19	Vijaya Bank	2	Near Paona BZ Branch & Nagamapal
		1	Saikul City
		1	Moirangkhom
		1	Tera Bazar
		1	Churachandpur Branch



Sl. No.	Name of Bank Branches	No. of ATMs	Location
20	Union Bank of India	1	Branch
21	IUCB	1	M.G. Avenue, Head Office
22	IPPB	1	Post Office Gate, Babupara
<b>Grand Total</b>		<b>323</b>	

## **BANKWISE DISTRICTWISE POSITION OF ATMs IN THE STATE**

Name of Districts & Banks	Thoubal	Kakching	Chandel	Tengrroupal	Churachandpur	Pherzwal	Senapati	Kangpokpi	Imphal West	Imphal East	Jiribam	Bishnupur	Tamenglong	Noney	Ukhrul	Kamjong	Total
ALB	-	-	-	-	-	-	-	-	1	-	-	-	-	-	-	-	1
AXB	-	1	-	1	1	-	-	-	9	6	-	1	-	-	-	-	19
BAND	-	-	-	-	-	-	-	-	1	-	-	-	-	-	-	-	1
BOB	-	-	-	-	-	-	-	-	4	-	-	-	-	-	-	-	4
BOI	1	-	-	-	-	-	-	-	2	2	-	-	-	-	-	-	5
CNB	1	-	-	-	1	-	-	-	1	-	-	-	-	-	-	-	3
CBI	1	-	-	-	2	-	-	-	5	1	-	-	-	-	-	-	9
HDF	3	-	-	-	1	-	1	-	4	4	-	-	-	-	-	-	13
ICI	1	-	-	-	1	-	-	-	4	2	-	-	-	-	-	-	8
IDB	-	-	-	-	1	-	-	-	1	-	-	-	-	-	-	-	2
IIB	-	-	-	-	-	-	-	-	1	-	-	-	-	-	-	-	1
IOB	1	-	-	-	-	-	-	-	1	-	-	-	-	-	-	-	2
PNB	-	-	-	-	-	-	-	-	2	-	-	-	-	-	-	-	2
PSB	-	-	-	-	-	-	-	-	1	2	-	-	-	-	-	-	3
SBI	16	6	2	4	18	-	13	7	88	34	-	12	-	1	4	1	206
SYB	-	-	-	-	-	-	-	-	1	-	-	-	-	-	-	-	1
UBI	1	1	-	1	3	-	2	-	10	2	1	1	1	-	1	-	24
UCO	-	-	1	-	1	-	1	-	1	1	-	2	-	-	1	-	8
UOB	-	-	-	-	-	-	-	-	1	-	-	-	-	-	-	-	1
VJB	-	-	-	-	1	-	-	1	4	-	-	-	-	-	-	-	6
YES	-	-	-	-	-	-	-	-	1	-	-	-	-	-	-	-	1
IUCB	-	-	-	-	-	-	-	-	1	-	-	-	-	-	-	-	1
MSCB	-	-	-	-	-	-	-	-	1	-	-	-	-	-	-	-	1
IPPB	-	-	-	-	-	-	-	-	1	-	-	-	-	-	-	-	1
<b>TOTAL</b>	<b>25</b>	<b>8</b>	<b>3</b>	<b>6</b>	<b>30</b>	<b>-</b>	<b>17</b>	<b>8</b>	<b>146</b>	<b>54</b>	<b>1</b>	<b>15</b>	<b>1</b>	<b>1</b>	<b>6</b>	<b>1</b>	<b>323</b>

As on 30.09.2017

Rural: 86	Semi-Urban: 75	Urban: 160	Total: 323
-----------	----------------	------------	------------

**Recommendations of the Committee on Financial Sector Plan for North Eastern Region: Progress Report ( ` . In Lacs)**  
**For the quarter ended September'17**  
**Name of the State: Manipur**

Banks	No. of rural/semi urban branches			No of ATMs						No. of RTGS enabled branches		
				Position July'06.		Addition during qtr		Position qtr. End.				
	July'06	Add	Q end	(i) R*	(II) SU*	(i) R*	(II) SU*	(i) R*	(II) SU*	July'06	ADD	Q END
ALB	0	3	3	0	0	0	0	0	0	0	4	4
AXB	0	4	4	0	0	0	0	1	4	0	8	8
BAND	0	0	0	0	0	0	0	0	0	0	1	1
BOB	2	2	4	0	0	0	0	3	0	0	5	5
BOI	0	2	2	0	0	0	0	2	1	0	3	3
BOM	0	0	0	0	0	0	0	0	0	0	1	1
CNB	0	2	2	0	0	0	0	0	2	0	4	4
CBI	1	4	5	0	0	0	0	2	2	0	9	9
DNB	0	0	0	0	0	0	0	0	0	0	1	1
HDF	0	4	4	0	0	0	0	4	3	0	7	7
ICI	0	2	2	0	0	0	0	0	2	0	7	7
IDB	0	1	1	0	0	0	0	0	1	0	2	2
INB	0	0	0	0	0	0	0	0	0	0	1	1
IIB	0	0	0	0	0	0	0	0	0	0	2	2
IOB	0	2	2	0	0	0	0	0	1	0	3	3
PNB	1	1	2	0	0	0	0	1	0	0	3	3
PSB	1	1	2	0	0	0	0	0	0	0	4	4
SBI	12	18	30	0	1	0	3	64	47	4	37	41
SYB	0	0	0	0	0	0	0	0	0	0	1	1
UBI	10	2	12	0	0	1	0	3	9	0	18	18
UCO	1	9	10	0	0	0	0	5	2	0	13	13
UOB	0	0	0	0	0	0	0	0	0	0	1	1
VJB	1	1	2	0	0	0	0	1	1	0	5	5
YES	0	0	0	0	0	0	0	0	0	0	1	1
MRB	23	0	23	0	0	0	0	0	0	0	20	20
IUCB	1	0	1	0	0	0	0	0	0	0	8	8
MSCB	5	4	9	0	0	0	0	0	0	0	10	10
MPCB	1	0	1	0	0	0	0	0	0	0	1	1
MWCB	0	0	0	0	0	0	0	0	0	0	1	1
<b>TOTAL</b>	<b>59</b>	<b>62</b>	<b>121</b>	<b>0</b>	<b>1</b>	<b>1</b>	<b>3</b>	<b>86</b>	<b>75</b>	<b>4</b>	<b>181</b>	<b>185</b>

R\* = Rural; SU\*= Semi Urban

Amt. ` in lakhs

Banks	No of SHG linked			No of Business correspondences (Active)			Deposit Scenario		
	July'06	ADD	Qtr END	July'06	ADD	Qtr END	Total Deposit (in lakhs)		
							July'06	ADD	Qtr END
ALB	1	94	95	0	4	4	3137.65	8393.68	11531.33
AXB	0	0	0	0	2	2	0.00	47082.05	47082.05
BAND	0	0	0	0	0	0	0.00	2362.57	2362.57
BOB	94	482	576	0	3	3	5577.00	24906.00	30483.00
BOI	0	96	96	0	0	0	0.00	6206.92	6206.92
BOM	0	8	8	0	0	0	0.00	2461.31	2461.31
CNB	0	0	0	0	0	0	0.00	5276.30	5276.30
CBI	24	376	400	0	14	14	2889.46	13817.38	16706.84
DNB	0	5	5	0	0	0	0.00	77.00	77.00
HDF	0	0	0	0	4	4	0.00	19060.77	19060.77
ICI	0	0	0	0	2	2	0.00	12888.45	12888.45
IDB	0	56	56	0	1	1	0.00	6317.00	6317.00
INB	0	0	0	0	0	0	0.00	87.05	87.05
IIB	0	0	0	0	6	6	0.00	2332.07	2332.07
IOB	0	205	205	0	1	1	2059.00	7822.96	9881.96
PNB	31	237	268	0	5	5	2042.00	10317.34	12359.34
PSB	0	38	38	0	2	2	4234.91	10861.96	15096.87
SBI	3504	7164	10668	0	112	112	49866.97	269851.03	319718.00
SYB	0	0	0	0	0	0	0.00	1324.00	1324.00
UBI	1869	2490	4359	0	70	70	31111.69	88871.48	119983.17
UCO	71	994	1065	0	0	0	2735.74	18076.33	20812.07
UOB	0	0	0	0	1	1	0.00	858.87	858.87
VJB	0	103	103	0	4	4	4483.37	6451.89	10935.26
YES	0	0	0	0	0	0	0.00	1632.00	1632.00
MRB	2969	5444	8413	0	44	44	4047.12	20881.19	24928.31
IUCB	0	949	949	0	0	0	8620.08	19633.89	28253.97
MSCB	0	2763	2763	0	0	0	3795.32	8132.46	11927.78
MPCB	0	62	62	0	0	0	27.06	706.75	733.81
MWCB	0	16	16	0	0	0	119.20	1187.19	1306.39
<b>TOTAL</b>	<b>8563</b>	<b>21582</b>	<b>30145</b>	<b>0</b>	<b>275</b>	<b>275</b>	<b>124746.57</b>	<b>617877.89</b>	<b>742624.46</b>

Amt. ` in lakhs

Banks	Of the Total Deposits											
	Current Deposits						Savings Deposits					
	Position July'06		Addition		Quarter end		Position July'06		Addition		Quarter end	
	(i) No	(ii) Amt	(i) No	(ii) Amt	(i) No	(ii) Amt	(i) No	(ii) Amt	(i) No	(ii) Amt	(i) No	(ii) Amt
ALB	241	126.92	377	555.06	618	681.98	5004	1153.10	24029	4123.02	29033	5276.12
AXB	0	0.00	3535	4999.20	3535	4999.20	0	0.00	21208	32767.66	21208	32767.66
BAND	0	0.00	540	3.52	540	3.52	0	0.00	8286	5.79	8286	5.79
BOB	395	151.00	-395	2269.00	0	2420.00	10496	2409.00	37868	13618.00	48364	16027.00
BOI	0	0.00	573	310.87	573	310.87	0	0.00	22230	1244.61	22230	1244.61
BOM	0	0.00	308	1124.35	308	1124.35	0	0.00	6517	1002.57	6517	1002.57
CNB	0	0.00	773	2710.40	773	2710.40	0	0.00	19564	1289.40	19564	1289.40
CBI	414	187.51	545	1229.34	959	1416.85	5762	1011.20	33652	4010.33	39414	5021.53
DNB	0	0.00	41	50.00	41	50.00	0	0.00	747	23.00	747	23.00
HDF	0	0.00	685	335.31	685	335.31	0	0.00	8368	1672.71	8368	1672.71
ICI	0	0.00	3309	1879.00	3309	1879.00	0	0.00	12684	4268.29	12684	4268.29
IDB	0	0.00	397	1228.00	397	1228.00	0	0.00	10908	4042.00	10908	4042.00
INB	0	0.00	25	25.52	25	25.52	0	0.00	1192	38.81	1192	38.81
IIB	0	0.00	214	386.00	214	386.00	0	0.00	3300	2063.43	3300	2063.43
IOB	266	189.00	200	686.62	466	875.62	5399	2151.00	7792	2562.93	13191	4713.93
PNB	156	291.00	381	1379.11	537	1670.11	5800	750.00	14805	3311.05	20605	4061.05
PSB	371	141.00	2196	919.00	2567	1060.00	3040	582.00	-473	1096.00	2567	1678.00
SBI	2200	13646.30	-2200	37816.70	0	51463.00	89857	24472.80	-89857	166006.20	0	190479.00
SYB	0	0.00	130	170.18	130	170.18	0	0.00	9571	388.67	9571	388.67
UBI	3622	1125.00	-1516	8957.11	2106	10082.11	43630	11706.00	185538	43349.46	229168	55055.46
UCO	249	155.00	-74	108.35	175	263.35	3017	346.00	37880	2199.12	40897	2545.12
UOB	0	0.00	39	71.80	39	71.80	0	0.00	7061	823.99	7061	823.99
VJB	539	753.00	-381	283.57	158	1036.57	7003	2012.00	-2491	4452.58	4512	6464.58
YES	0	0.00	232	492.00	232	492.00	0	0.00	947	903.00	947	903.00
MRB	2412	760.97	5506	2093.46	7918	2854.43	41528	1835.90	280082	12061.27	321610	13897.17
IUCB	11969	1421.80	3750	5093.70	15719	6515.50	49516	2191.57	10167	8104.84	59683	10296.41
MSCB	8255	385.22	-3554	882.14	4701	1267.36	86813	1304.41	45983	5475.51	132796	6779.92
MPCB	207	6.26	1313	220.36	1520	226.62	1932	42.03	32866	332.00	34798	374.03
MWCB	1523	38.45	1236	637.23	2759	675.68	2566	39.45	950	154.55	3516	194.00
<b>TOTAL</b>	<b>32819</b>	<b>19378.43</b>	<b>18185</b>	<b>76916.90</b>	<b>51004</b>	<b>96295.33</b>	<b>361363</b>	<b>52006.46</b>	<b>751374</b>	<b>321390.79</b>	<b>1112737</b>	<b>373397.25</b>

Amt. ` in lakhs

Banks	SHG									Credit Scenario		
	(i) No of SHGs			(ii) No of SHG members			(iii) Amount			Total Credit Outstandings		
	July'06	ADD	Qr END	July'06	ADD	Qr END	July'06	ADD	Qr END	July'06	ADD	Qr END
ALB	1	94	95	14	1414	1428	0.40	3.95	4.35	1608.79	4732.21	6341.00
AXB	0	0	0	0	0	0	0.00	0.00	0.00	0.00	23457.19	23457.19
BAND	0	0	0	0	0	0	0.00	0.00	0.00	0.00	1052.44	1052.44
BOB	94	482	576	1275	7221	8496	74.00	70.98	144.98	2731.00	2116.80	4847.80
BOI	0	96	96	0	731	731	0.00	2.96	2.96	0.00	4920.77	4920.77
BOM	0	8	8	0	112	112	0.00	0.53	0.53	0.00	1368.79	1368.79
CNB	0	0	0	0	0	0	0.00	0.00	0.00	0.00	4157.93	4157.93
CBI	24	376	400	341	5899	6240	0.32	13.76	14.08	1167.81	9604.05	10771.86
DNB	0	5	5	0	0	0	0.00	0.10	0.10	0.00	9.65	9.65
HDF	0	0	0	0	0	0	0.00	0.00	0.00	0.00	11465.45	11465.45
ICI	0	0	0	0	0	0	0.00	0.00	0.00	0.00	5975.21	5975.21
IDB	0	56	56	0	756	756	0.00	27.00	27.00	0.00	2526.69	2526.69
INB	0	0	0	0	0	0	0.00	0.00	0.00	0.00	41.41	41.41
IIB	0	0	0	0	0	0	0.00	0.00	0.00	0.00	6.08	6.08
IOB	0	205	205	0	3523	3523	0.00	37.89	37.89	696.00	2106.72	2802.72
PNB	31	237	268	468	3484	3952	0.37	52.83	53.20	861.00	7801.58	8662.58
PSB	0	38	38	0	565	565	0.00	0.83	0.83	985.99	4547.21	5533.20
SBI	3504	7164	10668	47514	108983	156497	91.65	44.96	136.61	34963.50	147083.14	182046.64
SYB	0	0	0	0	0	0	0.00	0.00	0.00	0.00	1405.40	1405.40
UBI	1869	2490	4359	27212	33950	61162	27.81	164.44	192.25	14709.13	41565.36	56274.49
UCO	71	994	1065	972	14251	15223	1.10	44.74	45.84	2466.34	8908.58	11374.92
UOB	0	0	0	0	0	0	0.00	0.00	0.00	0.00	810.09	810.09
VJB	0	103	103	0	1526	1526	0.00	44.28	44.28	987.00	2210.86	3197.86
YES	0	0	0	0	0	0	0.00	0.00	0.00	0.00	267.00	267.00
MRB	2969	5444	8413	42248	81193	123441	90.75	699.44	790.19	3525.76	8131.53	11657.29
IUCB	0	949	949	0	11178	11178	0.00	14.88	14.88	4819.66	12201.41	17021.07
MSCB	0	2763	2763	0	36977	36977	0.00	43.16	43.16	6048.58	7312.91	13361.49
MPCB	0	62	62	0	501	501	0.00	0.25	0.25	38.56	383.99	422.55
MWCB	0	16	16	0	237	237	0.00	1.42	1.42	50.79	622.48	673.27
<b>TOTAL</b>	<b>8563</b>	<b>21582</b>	<b>30145</b>	<b>120044</b>	<b>312502</b>	<b>432546</b>	<b>286.40</b>	<b>1268.40</b>	<b>1554.80</b>	<b>75659.91</b>	<b>316792.93</b>	<b>392452.84</b>

Amt. ` in lakhs

Banks	Credit Disbursed of which individuals.						SHGs Credit Link								
	Position July'06		Addition		Qtr. end		Position July'06			Addition			Quarter end		
	(i) No	(ii) Amt	(i) No	(ii) Amt	(i) No	(ii) Amt	(i) No	(ii) mem	(iii) Amt	(i) No	(ii)mem	(iii) Amt	(i) No	(ii)mem	(iii) Amt
ALB	1515	1594.23	151	4736.14	1666	6330.37	0	0	0.00	17	255	10.63	17	255	10.63
AXB	0	0.00	4520	23457.19	4520	23457.19	0	0	0.00	0	0	0.00	0	0	0.00
BAND	0	0.00	5881	1052.44	5881	1052.44	0	0	0.00	0	0	0.00	0	0	0.00
BOB	2563	3800.00	-1471	888.80	1092	4688.80	0	0	0.00	308	4543	159.00	308	4543	159.00
BOI	0	0.00	1051	4920.77	1051	4920.77	0	0	0.00	0	0	0.00	0	0	0.00
BOM	0	0.00	140	1368.79	140	1368.79	0	0	0.00	0	0	0.00	0	0	0.00
CNB	0	0.00	1935	4157.93	1935	4157.93	0	0	0.00	0	0	0.00	0	0	0.00
CBI	954	1600.00	-108	8678.40	846	10278.40	1	14	0.20	496	7739	493.26	497	7753	493.46
DNB	0	0.00	8	9.65	8	9.65	0	0	0.00	0	0	0.00	0	0	0.00
HDF	0	0.00	3044	11465.45	3044	11465.45	0	0	0.00	0	0	0.00	0	0	0.00
ICI	0	0.00	4327	5975.21	4327	5975.21	0	0	0.00	0	0	0.00	0	0	0.00
IDB	0	0.00	1585	2524.69	1585	2524.69	0	0	0.00	1	0	2.00	1	0	2.00
INB	0	0.00	18	41.41	18	41.41	0	0	0.00	0	0	0.00	0	0	0.00
IIB	0	0.00	1	6.08	1	6.08	0	0	0.00	0	0	0.00	0	0	0.00
IOB	417	459.00	27	2286.57	444	2745.57	0	0	0.00	50	859	57.15	50	859	57.15
PNB	770	1014.00	6657	7637.00	7427	8651.00	0	0	0.00	61	900	11.58	61	900	11.58
PSB	507	691.00	276	4840.22	783	5531.22	0	0	0.00	11	163	1.98	11	163	1.98
SBI	34034	37730.09	32043	141323.23	66077	179053.32	393	5328	211.70	3779	55804	2781.62	4172	61132	2993.32
SYB	0	0.00	614	1405.40	614	1405.40	0	0	0.00	0	0	0.00	0	0	0.00
UBI	2385	4950.00	7064	50683.90	9449	55633.90	30	420	8.00	1363	19125	632.59	1393	19545	640.59
UCO	873	1864.92	4526	9364.34	5399	11229.26	18	257	40.30	128	1829	105.36	146	2086	145.66
UOB	0	0.00	235	810.09	235	810.09	0	0	0.00	0	0	0.00	0	0	0.00
VJB	935	804.00	-116	2299.00	819	3103.00	0	0	0.00	110	1629	94.86	110	1629	94.86
YES	0	0.00	6	267.00	6	267.00	0	0	0.00	0	0	0.00	0	0	0.00
MRB	1485	722.48	12007	8509.22	13492	9231.70	219	3145	54.07	5606	82324	2371.52	5825	85469	2425.59
IUCB	5981	4853.45	-2720	12101.46	3261	16954.91	0	0	0.00	192	2262	66.16	192	2262	66.16
MSCB	5101	4943.64	7720	8299.00	12821	13242.64	0	0	0.00	54	723	118.85	54	723	118.85
MPCB	218	39.25	22	316.05	240	355.30	0	0	0.00	81	654	67.25	81	654	67.25
MWCB	260	73.84	63	562.61	323	636.45	0	0	0.00	29	429	36.82	29	429	36.82
<b>TOTAL</b>	<b>57998</b>	<b>65139.90</b>	<b>89506</b>	<b>319988.04</b>	<b>147504</b>	<b>385127.94</b>	<b>661</b>	<b>9164</b>	<b>314.27</b>	<b>12286</b>	<b>179239</b>	<b>7010.63</b>	<b>12947</b>	<b>188403</b>	<b>7324.90</b>

## Performance Data for the last 2 years of Banks in Manipur

### BANKING PROFILES

September'15

Amount ` in lakhs

Sl. No.	Profile	Comm. Banks	RRBs	Co-op Banks	SUB TOTAL	NEDFi, SIDBI & RIDF	Total
1	Branch Network	122	28	20	170	3	173
2	Aggregate Deposit	496029.63	19922.56	38773.94	554726.13	NA	554726.13
3	Aggregate Advances	213688.31	7871.80	27671.66	249231.77	22490.50	271722.27
4	C:D Ratio (Avg)	43	40	71	45	NA	49
5	Priority Sec. Adv.	139137.30	6748.80	23519.48	169405.58	22490.50	191896.08
	% to Agg. Adv.	65	86	85	68	NA	71
6	Adv. to Agri.	32479.29	2710.26	6593.49	41783.04	NA	41783.04
	% to Agg Adv.	15	34	24	17	NA	15
7	Adv. SSI sec.	22255.99	1069.24	6496.52	29821.75	NA	29821.75
	% to Agg. Adv.	10	14	23	12	NA	11
8	Adv. Education	3709.83	0.00	14.44	3724.27	NA	3724.27
	% to Agg. Adv.	2	0	0	1	NA	1
9	Adv. Housing	32096.02	868.61	2678.20	35642.83	NA	35642.83
	% to Agg. Adv.	15	11	10	14	NA	13
10	Adv. Other Prio	48596.17	2100.69	7736.83	58433.69	22490.50	80924.19
	% to Agg. Adv.	23	27	28	23	100	30
11	Recovery % of Priority Sec. Adv.	42	71	18	33	NA	33
12	Overdue % of Priority Sec Adv.	58	29	82	67	NA	67

September'16

Amount ` in lakhs

Sl. No.	Profile	Comm. Banks	RRBs	Co-op Banks	SUB TOTAL	NEDFi, SIDBI & RIDF	Total
1	Branch Network	139	28	20	187	3	190
2	Aggregate Deposit	556866.38	23469.22	39608.06	619943.66	NA	619943.66
3	Aggregate Advances	281382.58	9495.44	27419.38	318297.40	20089.18	338386.58
4	C:D Ratio (Avg)	51	40	69	51	NA	55
5	Priority Sec. Adv.	174575.10	8834.31	22833.64	206243.05	20089.18	226332.23
	% to Agg. Adv.	62	93	83	65	NA	67
6	Adv. to Agri.	37560.99	3537.40	6343.94	47533.33	NA	47533.33
	% to Agg Adv.	13	37	23	15	NA	14
7	Adv. SSI sec.	26538.45	1406.64	6631.78	34576.87	NA	34576.87
	% to Agg. Adv.	9	15	24	11	NA	10
8	Adv. Education	3748.08	0.00	9.89	3757.97	NA	3757.97
	% to Agg. Adv.	1	0	0	1	NA	1
9	Adv. Housing	44010.65	805.49	2256.69	47072.83	NA	47072.83
	% to Agg. Adv.	16	8	8	15	NA	14
10	Adv. Other Prio	62760.75	3084.78	7500.34	73345.87	20089.18	93435.05
	% to Agg. Adv.	22	32	27	23	100	28
11	Recovery % of Priority Sec. Adv.	38	74	10	25	NA	25
12	Overdue % of Priority Sec Adv.	62	26	90	75	NA	75

# 1. Business

Amt. ` in lakhs

	As on 30.09.2017	As on 30.09.2016	As on 30.09.2015	Growth of Sept'17 over Sept'16		Growth of Sept'16 over Sept'15
				Absolute	%	Absolute
<b>Deposit</b>						
CB	675474.20	556866.38	496029.63	118607.82	21	60836.75
RRB	24928.31	23469.22	19922.56	1459.09	6	3546.66
CO-OP	42221.95	39608.06	38773.94	2613.89	7	834.12
<b>Total</b>	<b>742624.46</b>	<b>619943.66</b>	<b>554726.13</b>	<b>122680.80</b>	<b>20</b>	<b>65217.53</b>
<b>Advances</b>						
CB	349317.17	281382.58	213688.31	67934.59	24	67694.27
RRB	11657.29	9495.44	7871.80	2161.85	23	1623.64
CO-OP	31478.38	27419.38	27671.66	4059.00	15	-252.28
<b>Total</b>	<b>392452.84</b>	<b>318297.40</b>	<b>249231.77</b>	<b>74155.44</b>	<b>23</b>	<b>69065.63</b>
<b>Priority Sector Advances</b>						
CB	176261.29	174618.92	139137.30	1642.37	1	35481.62
RRB	10995.61	8834.31	6748.80	2161.30	24	2085.51
CO-OP	26624.81	22833.64	23519.48	3791.17	17	-685.84
<b>Total</b>	<b>213881.71</b>	<b>206286.87</b>	<b>169405.58</b>	<b>7594.84</b>	<b>4</b>	<b>36881.29</b>
<b>Weaker Section Advances</b>						
CB	78849.83	48165.79	40904.69	30684.04	64	7261.10
RRB	6562.60	5921.01	4783.55	641.59	11	1137.46
CO-OP	9071.79	8252.44	7528.04	819.35	10	724.40
<b>Total</b>	<b>94484.22</b>	<b>62339.24</b>	<b>53216.28</b>	<b>32144.98</b>	<b>52</b>	<b>9122.96</b>
<b>Advances on Agriculture</b>						
CB	33660.25	37450.61	32479.29	-3790.36	-10	4971.32
RRB	4274.32	3537.40	2710.26	736.92	21	827.14
CO-OP	6608.37	6434.94	6593.49	173.43	3	-158.55
<b>Total</b>	<b>44542.94</b>	<b>47422.95</b>	<b>41783.04</b>	<b>-2880.01</b>	<b>-6</b>	<b>5639.91</b>
<b>Advances on MSME</b>						
CB	54019.66	89299.00	70852.00	-35279.34	-40	18447.00
RRB	5714.76	4491.00	3170.00	1223.76	27	1321.00
CO-OP	4445.14	14132.00	14233.00	-9686.86	-69	-101.00
<b>Total</b>	<b>64179.56</b>	<b>107922.00</b>	<b>88255.00</b>	<b>-43742.44</b>	<b>-41</b>	<b>19667.00</b>
<b>Advances on Services (Housing Loan + Education Loan + Other Priority Sector)</b>						
CB	88581.38	110519.48	84402.02	-21938.10	-20	26117.46
RRB	1006.53	3890.27	2969.30	-2883.74	-74	920.97
CO-OP	15571.30	9766.92	10429.47	5804.38	59	-662.55
<b>Total</b>	<b>105159.21</b>	<b>124176.67</b>	<b>97800.79</b>	<b>-19017.46</b>	<b>-15</b>	<b>26375.88</b>



## **2. Priority sector Advances:**

	30.09.2017	30.09.2016	30.09.2015	RBI Benchmark
a. (i) % PSA to total advances ( all banks)	50	67	68	40%
a. (ii) % PSA to total advances (RRBs)	94	93	86	60%
b. % Agl. Advances to total advances	11	15	17	18%

## **3. Performance Annual Credit Plan (ACP):**

	30.09.2017	30.09.2016	30.09.2015
% Of achievement vis-à-vis commitment	35	40	32
Out of which under Agriculture	15	27	14

## **4. Financing of SHGs, (all banks cumulative)**

Amt. ` in lakhs

30.09.2017		30.09.2016		30.09.2015	
No.	Amt.	No.	Amt.	No.	Amt.
12947	7324.90	12701	7170.46	12254	6909.06

## **5. Kisan Credit Cards (KCC), (all banks cumulative)**

Amt. ` in lakhs

30.09.2017		30.09.2016		30.09.2015	
No.	Amt.	No.	Amt.	No.	Amt.
61155	37110.29	56882	26746.25	51537	23954.49

## **6. Recovery Performance, NPA etc.**

Amt. ` in lakhs

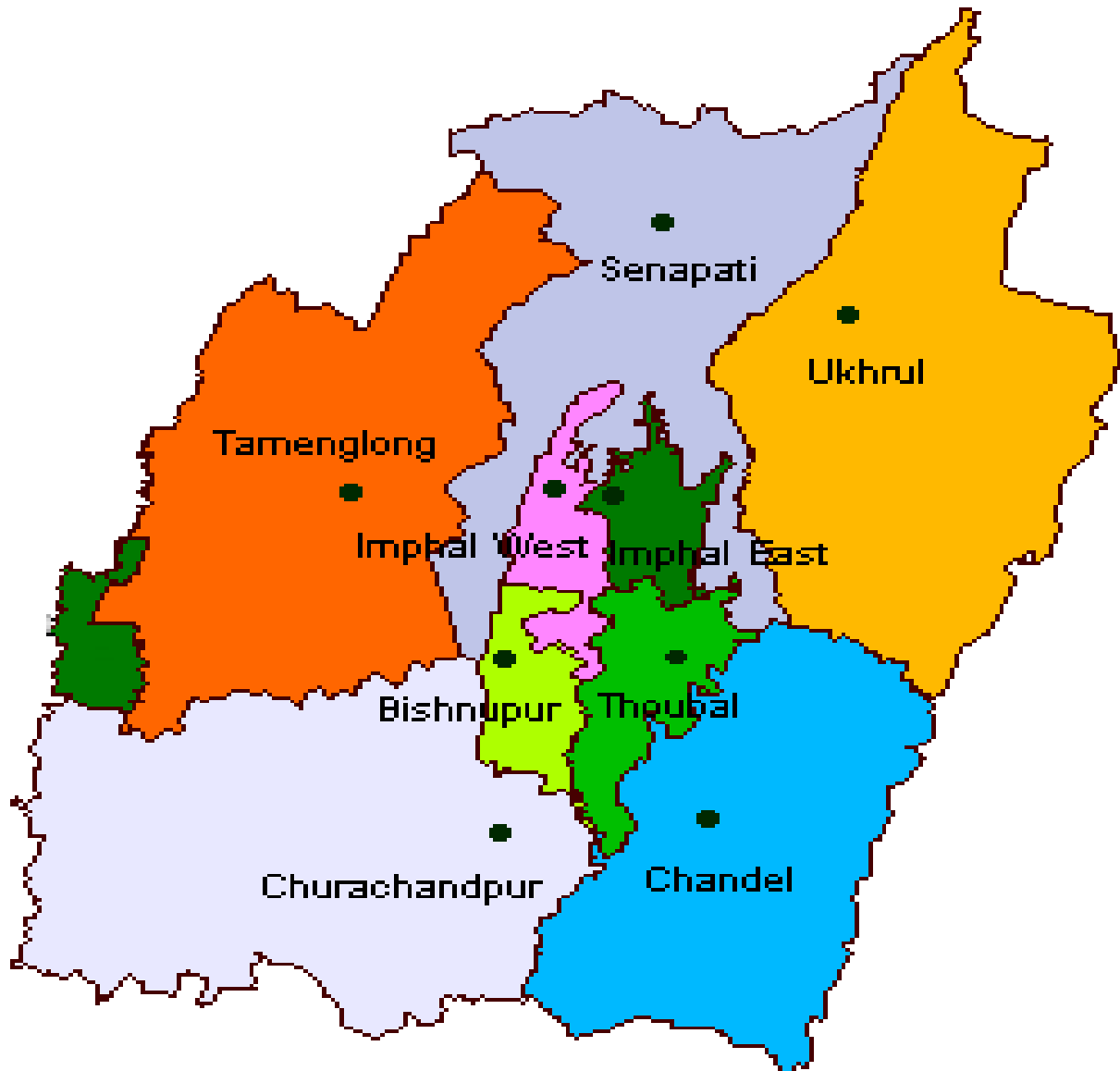
Sector	Recovery %			Gross NPA %			Credit Flow During the Year		
	30.09.2017	30.09.2016	30.09.2015	30.09.2017	30.09.2016	30.09.2015	30.09.2017	30.09.2016	30.09.2015
Total PSA	19	25	33	12	11	13	32658.93	25748.29	27615.81
Agriculture	23	27	28	25	15	20	10087.97	7979.49	8541.52
Industries	26	13	14	11	25	32	10609.02	3075.45	4136.13
Education	6	40	35	12	6	7	1684.94	249.94	249.82
Housing	20	38	57	7	5	6	8020.36	6983.34	4376.77
Other Prio	9	32	48	8	8	9	1704.20	7460.07	10311.57

## **7. Recovery position under Govt. sponsored schemes:**

Amt. ` in lakhs

Scheme	Demand Raised ( in lakhs)			Recovery Amt. ( in lakhs)			Recovery %		
	Sept'17	Sept'16	Sept' 15	Sept'17	Sept'16	Sept' 15	Sept'17	Sept'16	Sept' 15
PMRY	123.16	658.21	803.53	1.30	25.83	24.84	1	4	3
SGSY	98.27	96.10	188.89	17.68	18.64	61.12	18	19	32
PMEGP	2837.71	2152.17	2048.88	412.04	157.67	188.94	15	7	9

**DISTRICTS OF MANIPUR STATE**



1. Thoubal, 2. Chandel 3. Churachandpur 4. Senapati 5. Imphal West,  
6. Imphal East 7. Bishnupur 8. Tamenglong and 9. Ukhrul.