

**Manipur State  
Selected Economic Indicators.**

Sl. No.	Items	Ref. Year	Unit	Particulars
1.	Geographical Area	2011 Census	'000 Sq. Km.	22.327
2.	Population	2011 Census	Lakh No.	27.22
3.	Density	-do-	Persons per Sq. Km.	121
4.	Sex Ratio	-do-	Females per '000 Males	987
5.	Percentage of Urban Population to the total population	-do-	Percentage	43
6.	Average Annual Exponential Growth Rate	2001-2011	-do-	1.86%
7.	Population Below Poverty Line (As per Planning Commission estimates)	1999-2000	-do-	28.54%
8.	Literacy rate : (i) Persons (ii) Male (iii) Female	2011 Census	-do-	i) 79.85% ii) 85.48% iii) 77.15%
9.	Gross State Domestic Product (GSDP) at factor cost : (i) At current prices (ii) At constant (1993-94) prices	2004-05 to 2010-2011 (Q) -do-	Rs. in crore -do-	9198.14 7184.09
10.	Net State Domestic Product (NSDP) at factor cost (i) At current prices (ii) At constant (1993-94) prices	-do- -do-	-do- -do-	8228.31 6548.20
11.	Per Capita NSDP (i) At current prices (ii) At constant (1993-94) prices	2003-2004	Rupees -do-	29684 23298
12.	Index of Agricultural Production (Base: Triennium ending 1981-82=100)	2002-2003 (P)	-	3325
13.	Total cropped area	1999-2000	Lakh hectare	1,65,787
14.	Net area sown	-do-	-do-	1,55,232
15.	Index of Industrial Production (Base : 1993-94=100)	2002-2003 (P)	-	502
16.	Post office per lakh population	2017 (December)	No.	25.75
17.	All scheduled commercial banks per lakh population	2017 (December)	Nos.	6.87
18.	Employment on organised sector	2002 (P)	'000 Nos.	80
19.	(i) Public Sector	-do-	-do-	70
20.	(ii) Private Sector	-do-	-do-	10

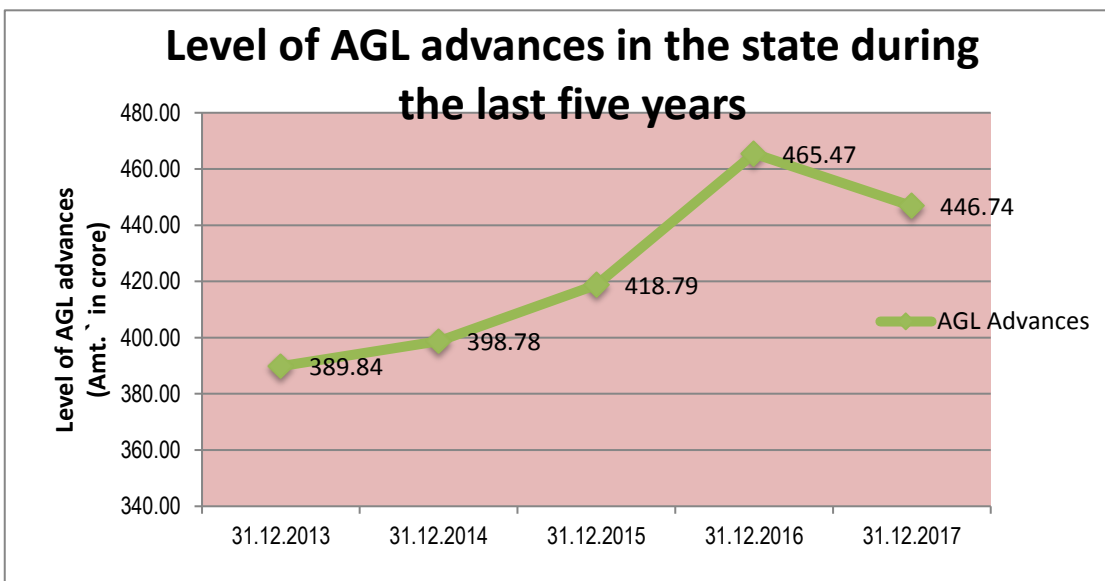
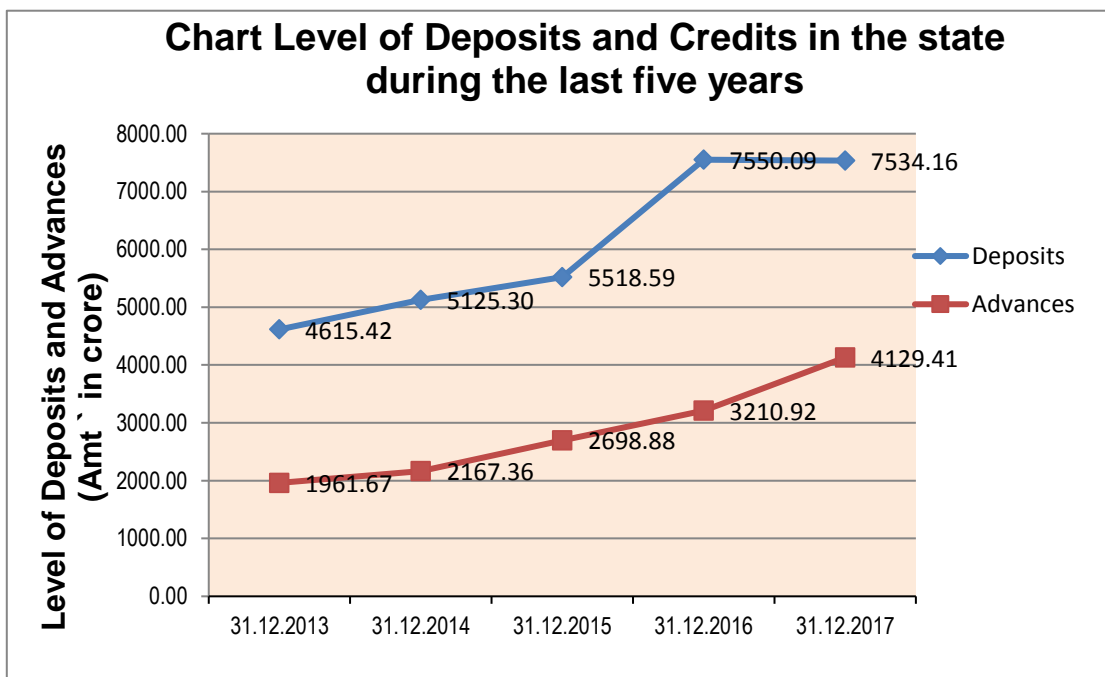
**Districtwise Population, Sex-ratio, Density etc (As per 2011 Census).**

Sl. No.	DISTRICT	Population	Sex Ratio per '000 males	Density per Sq. Km.	Scheduled Caste			Scheduled Tribe		
					Total	Male	Female	Total	Male	Female
1.	THOUBAL	4,20,517	998	708	33,969	16,640	17,329	4,274	2,200	2,074
2.	CHANDEL	1,44,028	981	36	210	107	103	1,08,779	54,692	54,087
3.	CHURANDPUR	2,71,274	944	50	205	179	26	2,12,482	1,07,002	1,05,480
4.	SENAPATI	3,54,972	935	87	238	143	95	1,22,791	61,785	61,006
5.	IMPHAL WEST	5,14,683	1004	856	13,276	6,646	6,630	21,118	10,478	10,640
6.	IMPHAL EAST	4,52,661	991	557	10,409	5,374	5,035	24,712	12,382	12,330
7.	BISHNUPUR	2,40,363	993	420	1,727	842	885	6,143	3,064	3,079
8.	TAMENGLONG	1,40,143	922	25	3	X	3	1,06,349	54,020	52,329
9.	UKHRUL	1,83,115	916	31	210	X	X	1,34,493	68,696	65,797
TOTAL										

**\*\* Information collected from respective state Govt. website...**

**MANIPUR STATE : ACHIEVEMENT VERSUS NATIONAL NORMS**  
**AS ON 31.12.2017**

PARAMETERS	NATIONAL NORMS (%)	State Position (%)
C D RATIO (including advance from NEDFI, SIDB & RIDF)	60	60
C D RATIO (excluding advance from NEDFI, SIDB & RIDF)	-	55
CREDIT + INV. : DEPOSIT RATIO	60	62
PRI. SECTOR ADV. TO TOTAL ADV.	40	54
AGL. ADV. TO TOTAL ADV.	18	11
Lending to Weaker Section	10	14



**AGENDA NOTES AND BACKGROUND PAPERS FOR  
MANIPUR SLBC MEETING**

**Agenda -1**

**Review of Banking Key Indicators of Manipur**

**BANKING KEY INDICATORS OF MANIPUR (data last three quarters)**

SI No	PARTICULARS	As on	As on	As on
1	Number of Branches	Quarter Ending 30.06.2017	Quarter Ending 30.09.2017	Quarter Ending 31.12.2017
	Rural	77	71*	75*
	Semi Urban	44	44	44
	Urban	71	72	74
	NEDFI, SIDB & RIDF	3	3	3
	IPPB	56	56	56
	Total	251	246	252
2	Deposit ( Rs: Crores)	7488.43	7426.24	7534.16
3	Advances (NBC) (Rs: Crores)	3691.71	3924.53	4129.41
4	C.D. Ratio	49	53	55
5	Priority Sector Advances (NBC) (Rs.Crores)	2316.29	2138.82	2227.70
6	% of Priority Sector to Net Bank Credit (40%)	63	55	54
(a)	Total Agrl. Advances (Rs: Crores)	498.50	445.43	446.74
	% of Agrl. Advances to NBC (18%)	13	11	11
(b)	MSME (% to Net Bank Credit-NBC) (Rs: Crores)	(SSI) 468.32 (13%)	641.80 (16%)	694.16 (17%)
(c)	Education Advances (% to NBC) (Rs: Crores)	31.82 (0.84%)	32.99 (0.81%)	33.36 (0.80%)
(d)	Housing Advances (% to NBC) (Rs: Crores)	540.96 (15%)	630.68 (16%)	627.70 (15%)
(e)	Other Priority Sector Advances (% to Net Bank Credit-NBC) (Rs: Crores)	776.71 (21%)	382.47 (10%)	409.29 (10%)
	Total Priority Sector Advances (Rs: Crores)	2316.29 (63%)	2138.82 (54%)	2227.70 (54)

\* MRB surrendered 6 branch licenses to RBI.

## **Development in Banking Operation in the State:**

**Deposits:** There is an overall increase in aggregate deposits by ` 107.91 crores during the December, 2017 quarter over the September, 2017 quarter, which is a increased of 1.45 %. A YOY decrease of ` 216.57 crores have been registered over December'16.

Details may be seen on page nos 6, 7, 34 & 35.

**Advances:** There is an increase of Rs. 204.88 crores in aggregate advances during December, 2017 quarter over the September, 2017 quarter level which is an increase of 4.96%. A YOY increased of ` 917.43 crores over December'16 level. Details may be seen on page nos. 6, 7, 34 & 35.

**Priority Sector Advances:** There is an aggregate increase of ` 88.89 crores during December'17 quarter over the September'17 quarter which is an increased of 4.16%. A YOY increased of ` 162.94 crores over December'16 level. Bankwise position of priority sector advances is given on page no 38.

### **C.D. Ratio:**

The CD ratio (CDR1) increased by 2% by 55% from last quarter. Some banks viz; BOI, BOM, CNB, CBI, DNB, HDF, PNB, SBI, SYB, UOB, MSCB and MPCB have crossed the level of 60% and other Banks viz; ALB, AXB, BAND, ICI, IDB, INB, UBI, UCO, MRB, IUCB and MWCB have achieved CD ratio above 40%. Details may be seen pages no. 6 & 7.

### **CD Ratio Districtwise Position:**

The District wise position of comparative CD ratios as on 30.09.2017 and 31.12.2017 are given hereunder.

Amt. ` in lakhs

Sl. No.	Name of the District	Business Figure as on 31.12.2017		C D Ratio (%)	
		Deposit	Advance	As on 30.09.2017	As on 31.12.2017
1	Thoubal	22176.68	18708.22	78	84
2	Kakching	9127.30	10299.80	103	113
3	Chandel	6993.70	7557.36	96	108
4	Tengnoupal	6813.32	6513.23	81	96
5	Churachandpur	48057.04	31965.46	59	67
6	Pherzawl	23.00	0.00	0	0
7	Senapati	21188.64	19924.91	86	94
8	Kangpokpi	11504.75	11756.25	92	102
9	Imphal West	504111.62	235749.16	47	47
10	Imphal East	71782.83	44132.51	58	61
11	Jiribam	3407.00	485.00	14	14
12	Bishnupur	19010.79	16188.51	83	85
13	Tamenglong	9865.74	2749.89	27	28
14	Noney	1439.77	860.19	51	60
15	Ukhrul	17287.69	5435.36	29	31
16	Kamjong	626.00	615.24	87	98
NEDFI, SIDB & RIDF		0.00	39824.66	NA	NA
<b>GRAND TOTAL</b>		<b>753415.87</b>	<b>452765.75</b>	<b>58</b>	<b>60</b>

### **Position of CD Ratio in Manipur State (An analysis as on 31.12.2017)**

**Credit Deposit ratio of all Banks (excluding SIDB, NEDFI & RIDF) in the state is 55 % against the National benchmark of 60%.**

- The CD ratios in the (8) districts viz; Bishnupur, Chandel, Kakching, Kangpokpi, Kamjong, Tengnoupal, Thoubal and Senapati are above 60%.
- CD Ratio was highest in Kakching followed by Chandel and Kangpokpi district.
- Other remaining districts viz; Churachandpur, Imphal East, Imphal West, Jiribam, Noney, Pherzawl, Tamenglong, and Ukhrul District, the CD ratios are below 60%. Pherzawl District is having lowest CD ratio of 0%.
- Banks which have CD ratios below 60% may initiate immediate steps to improve their positions.

## BANK-WISE BUSINESS AND CREDIT DEPOSIT RATIO

As on 31.12.2017

Amt. ` in lakhs

Bank	Deposit		Credit / Advances		Credit Utilization		Investment		CDR1	CDR2	CDR3
	No.	Amt.	No.	Amt.	No.	Amt.	No.	Amt.			
ALB	34080	11590.12	1691	6341.00	0	0.00	0	0.00	55	55	55
AXB	21430	47141.89	4520	23513.04	2	8846.45	0	0.00	50	69	69
BAND	9280	2362.57	5881	1052.44	0	0.00	0	0.00	45	45	45
BOB	48500	31112.00	1400	5330.00	0	0.00	0	0.00	17	17	17
BOI	24638	6673.37	1107	5425.56	0	0.00	0	0.00	81	81	81
BOM	6998	2487.45	152	1727.01	0	0.00	0	0.00	69	69	69
CNB	29160	5257.78	1873	4671.88	13	216.00	0	0.00	89	93	93
CBI	66513	16296.69	1602	10990.32	0	0.00	0	0.00	67	67	67
DNB	939	57.60	25	113.67	0	0.00	0	0.00	197	197	197
HDF	24188	19060.77	5064	11465.45	0	0.00	0	0.00	60	60	60
ICI	6870	12888.45	4327	5975.21	0	0.00	0	0.00	46	46	46
IDB	11584	4726.00	1600	2708.60	6	79.00	0	0.00	57	59	59
INB	1217	87.05	18	41.41	0	0.00	0	0.00	48	48	48
IIB	3600	2332.07	1	6.08	0	0.00	0	0.00	0	0	0
IOB	45546	10185.09	775	2843.54	0	0.00	0	0.00	28	28	28
PNB	27826	12914.34	7232	8662.58	0	0.00	0	0.00	67	67	67
PSB	18243	15205.87	823	5871.20	0	0.00	0	0.00	39	39	39
SBI	936452	332826.00	57983	199104.18	0	0.00	0	0.00	60	60	60
SYB	9869	1332.00	549	1405.40	549	1378.00	0	0.00	106	209	209
UBI	459669	121479.64	11601	57503.38	0	0.00	0	0.00	47	47	47
UCO	75854	21473.86	5478	12142.90	0	0.00	0	0.00	57	57	57
UOB	7100	1021.75	235	935.45	0	0.00	0	0.00	92	92	92
VJB	24369	9649.11	929	3245.70	0	0.00	0	0.00	34	34	34
YES	1301	1632.00	6	267.00	7	1100.00	0	0.00	16	84	84
<b>ASCB_TOL</b>	<b>1895226</b>	<b>689793.47</b>	<b>114872</b>	<b>371343.00</b>	<b>577</b>	<b>11619.45</b>	<b>0</b>	<b>0.00</b>	<b>54</b>	<b>56</b>	<b>56</b>
MRB	378534	24185.39	19730	12334.73	0	0.00	0	0.00	51	51	51
<b>RRB_TOL</b>	<b>378534</b>	<b>24185.39</b>	<b>19730</b>	<b>12334.73</b>	<b>0</b>	<b>0.00</b>	<b>0</b>	<b>0.00</b>	<b>51</b>	<b>51</b>	<b>51</b>
IUCB	108108	25502.85	3493	12350.22	0	0.00	26	38204.68	48	48	198
MSCB	142705	12186.48	13466	15892.06	0	0.00	0	0.00	130	130	130
MPCB	36895	480.47	310	304.68	0	0.00	3	108.50	63	63	86
MWCB	6786	1267.21	335	716.40	65	100.28	0	594.46	57	64	111
<b>CO-OP_TOL</b>	<b>294494</b>	<b>39437.01</b>	<b>17604</b>	<b>29263.36</b>	<b>65</b>	<b>100.28</b>	<b>29</b>	<b>38907.64</b>	<b>74</b>	<b>74</b>	<b>173</b>
<b>TOTAL</b>	<b>2568254</b>	<b>753415.87</b>	<b>152206</b>	<b>412941.09</b>	<b>642</b>	<b>11719.73</b>	<b>29</b>	<b>38907.64</b>	<b>55</b>	<b>56</b>	<b>62</b>
NEDFi				12900.00							
SIDB				1418.20							
RIDF				25506.46							
<b>GRAND TOTAL</b>	<b>2568254</b>	<b>753415.87</b>	<b>152206</b>	<b>452765.75</b>	<b>642</b>	<b>11719.73</b>	<b>29</b>	<b>38907.64</b>	<b>60</b>	<b>62</b>	<b>67</b>

CDR1: CD ratio with Advance given by the bank

CDR2: CD ratio with Advance + Credit utilization in the state but sanctioned outside the state.

CDR3: CD ratio with Advance + Credit utilization + Investment by the bank

## Agenda: 2

### Credit Flow to Agriculture Sector

The following banks have registered performance above the benchmark of 18% in AGL lending viz; ALB, BAND, ICI, IDB, PNB, MRB, MSCB, MPCB and MWCB. All other banks need to improve their AGL lending to at least a minimum level of 18%. The Bank wise performance under AGL Sector is furnished below and also on page nos 39, 45 & 46 of this booklet.

### ANALYSIS OF ADVANCES UNDER AGRICULTURE

As 31.12.2017

Amt. ` in lakhs

Sl. No.	Banks	No. of A/c	Total OS	Demand Raised	Recovery		Overdues		Gross NPA		New Loans	% to total Advance
					Amount	%	Amount	%	Amount	%		
1	ALB	297	1463.66	184.90	48.07	26	136.83	74	47.00	3	229.57	23
2	AXB	1389	2556.04	14.12	0.00	0	14.12	100	0.00	0	240.22	11
3	BAND	1191	195.04	0.00	0.00	0	0.00	0	0.00	0	135.45	19
4	BOB	0	368.00	0.00	0.00	0	0.00	0	0.00	0	360.00	7
5	BOI	419	307.36	0.50	0.50	100	0.00	0	0.00	0	251.58	6
6	BOM	2	8.20	0.00	0.00	0	0.00	0	0.00	0	3.90	0
7	CNB	533	607.09	27.50	10.00	36	17.50	64	147.78	24	79.05	13
8	CBI	658	1308.41	108.32	33.71	31	74.61	69	29.51	2	359.48	12
9	DNB	0	0.00	0.00	0.00	0	0.00	0	0.00	0	0.00	0
10	HDF	932	1537.75	70.97	51.60	73	19.37	27	10.09	1	505.07	13
11	ICI	4336	4983.43	0.00	0.00	0	0.00	0	0.00	0	4478.68	83
12	IDB	1309	798.48	13.84	13.84	100	0.00	0	486.88	61	60.00	29
13	INB	0	0.00	0.00	0.00	0	0.00	0	0.00	0	0.00	0
14	IIB	0	0.00	0.00	0.00	0	0.00	0	0.00	0	0.00	0
15	IOB	171	188.72	2.25	1.59	71	0.66	29	14.31	8	123.26	7
16	PNB	6825	5881.64	25.20	4.20	17	21.00	83	30.60	1	365.63	68
17	PSB	125	121.00	5.00	2.50	50	2.50	50	4.00	3	15.40	2
18	SBI	4719	6793.54	1121.44	206.72	18	914.72	82	4921.76	72	1094.20	3
19	SYB	13	26.72	0.00	0.00	0	0.00	0	17.67	66	1.00	2
20	UBI	7017	6326.51	497.53	353.53	71	144.00	29	138.03	2	1162.76	11
21	UCO	1308	1214.05	0.00	0.00	0	0.00	0	0.00	0	213.99	10
22	UOB	1	0.63	0.00	0.00	0	0.00	0	0.00	0	0.00	0
23	VJB	121	127.92	2.75	0.00	0	2.75	100	0.69	1	110.25	4
24	YES	0	0.00	0.00	0.00	0	0.00	0	0.00	0	0.00	0
<b>ASCB_TOL</b>		<b>31366</b>	<b>34814.19</b>	<b>2074.32</b>	<b>726.26</b>	<b>35</b>	<b>1348.06</b>	<b>65</b>	<b>5848.32</b>	<b>17</b>	<b>9789.49</b>	<b>9</b>
25	MRB	12305	4460.50	350.76	260.38	74	90.38	26	215.60	5	1755.75	36
<b>RRB_TOL</b>		<b>12305</b>	<b>4460.50</b>	<b>350.76</b>	<b>260.38</b>	<b>74</b>	<b>90.38</b>	<b>26</b>	<b>215.60</b>	<b>5</b>	<b>1755.75</b>	<b>36</b>
26	IUCB	58	73.60	73.94	4.39	6	69.55	94	72.59	99	0.00	1
27	MSCB	6108	6061.45	3362.43	79.04	2	3283.39	98	5231.94	86	119.80	38
28	MPCB	186	205.34	4.52	3.60	80	0.92	20	0.00	0	205.34	67
29	MWCB	168	144.01	40.00	14.50	36	25.50	64	1.62	1	62.08	20
<b>CO-OP_TOL</b>		<b>6520</b>	<b>6484.40</b>	<b>3480.89</b>	<b>101.53</b>	<b>3</b>	<b>3379.36</b>	<b>97</b>	<b>5306.15</b>	<b>82</b>	<b>387.22</b>	<b>22</b>
<b>TOTAL</b>		<b>50191</b>	<b>45759.09</b>	<b>5905.97</b>	<b>1088.17</b>	<b>18</b>	<b>4817.80</b>	<b>82</b>	<b>11370.07</b>	<b>25</b>	<b>11932.46</b>	<b>11</b>
<b>LAST QUARTER DATA</b>												
<b>TOTAL</b>		<b>50573</b>	<b>44542.94</b>	<b>4721.64</b>	<b>1069.55</b>	<b>23</b>	<b>3652.09</b>	<b>77</b>	<b>11156.14</b>	<b>25</b>	<b>10087.97</b>	<b>11</b>



### Agenda 3: BANKWISE SUMMARY OF FINANCE TO MSME SECTOR

As on 31.12.2017

Amt. ` in lakhs

BANKS	MICRO (Upto Rs. 10 lakhs in service & Upto Rs. 25 lakhs in Manufacturing)						SMALL (Rs. 10 L- Rs. 2 Cr in service & Rs. 25 L- Rs. 5 Cr in Manufacturing)				MEDIUM (Rs. 2-5 crores in Services & Rs 5-10 crores in Manufacturing)				MSME TOTAL				
	Disbursal during the Qtr		Outstanding at end of Qtr		Sanctioned Under Mudra		Disbursal during the Qtr		Outstanding at end of Qtr		Disbursal during the Qtr		Outstanding at end of Qtr		SME Disbursals during the Qtr	Target for the F.Y.	Cumulative Disbursal till Qtr	Total O/s as on 31.03.2017	Total O/s At the end of Qtr
	NO.	AMT	NO.	AMT	NO.	AMT	NO.	AMT	NO.	AMT	NO.	AMT	NO.	AMT	A M O U N T O N L Y				
ALB	16	43.80	184	737.42	322	247.13	0	0.00	2	374.73	0	0.00	0	0.00	44	595	117	1807	1112
AXB	0	0.00	142	2586.34	0	0.00	0	0.00	0	0.00	0	0.00	0	0.00	0	1721	188	2591	2586
BAND	0	0.00	4656	847.89	0	0.00	0	0.00	0	0.00	0	0.00	0	0.00	0	14	713	581	848
BOB	0	143.72	0	253.72	231	178.84	0	180.50	0	0.00	0	0.00	0	0.00	324	1251	673	1030	254
BOI	47	129.35	557	1300.51	270	479.96	0	0.00	0	0.00	0	0.00	0	0.00	129	444	516	1942	1301
BOM	5	25.75	55	223.25	48	238.33	0	0.00	0	0.00	0	0.00	0	0.00	26	88	32	661	223
CNB	14	37.00	946	1481.00	104	51.78	0	0.00	0	0.00	0	0.00	0	0.00	37	214	241	1219	1481
CBI	6	129.10	1235	3343.99	276	190.66	0	47.45	171	1871.65	0	0.00	0	0.00	177	1085	603	5306	5216
DNB	11	37.68	14	37.04	6	3.69	0	0.00	0	0.00	0	0.00	0	0.00	38	29	40	0	37
HDF	0	0.00	484	1267.07	6	11.11	0	0.00	69	540.16	0	0.00	0	0.00	0	1218	985	3901	1807
ICI	0	0.00	4	26.00	744	290.05	0	0.00	21	295.12	0	0.00	0	0.00	0	488	477	118	321
IDB	54	442.66	176	1162.01	59	131.62	0	0.00	0	0.00	0	0.00	0	0.00	443	362	1201	1186	1162
INB	0	0.00	0	0.00	2	1.80	0	0.00	0	0.00	0	0.00	0	0.00	0	29	0	0	0
IIB	0	0.00	0	0.00	0	0.00	0	0.00	0	0.00	0	0.00	0	0.00	0	68	0	0	0
IOB	4	17.29	164	773.65	80	165.00	0	0.00	64	28.27	0	0.00	0	0.00	17	469	83	953	802
PNB	5	4.70	385	1035.09	183	106.59	0	0.00	0	0.00	0	0.00	0	0.00	5	498	111	1331	1035
PSB	10	173.00	770	1810.00	36	41.75	1	184.00	3	724.00	0	0.00	0	0.00	357	952	496	2658	2534
SBI	219	1055.10	3622	9778.39	3758	5911.49	27	2673.76	188	11894.15	2	403.65	5	1595.44	4133	20372	10564	44683	23268
SYB	9	42.05	179	591.76	79	200.20	0	0.00	1	2.52	0	0.00	11	18.68	42	43	125	435	613
UBI	120	120.00	5012	11507.32	1432	1248.71	7	14.68	7	14.68	0	0.00	0	0.00	135	6775	1814	14917	11522
UCO	214	87.90	772	1173.72	285	201.45	0	0.00	0	0.00	0	0.00	0	0.00	88	1311	307	4723	1174
UOB	0	57.02	78	138.99	55	64.18	0	0.00	0	0.00	0	0.00	0	0.00	57	29	78	40	139
VJB	32	265.00	159	872.60	179	121.77	0	0.00	0	0.00	0	0.00	0	0.00	265	752	630	4057	873
YES	0	0.00	0	0.00	0	0.00	0	0.00	0	0.00	0	0.00	1	263.00	0	86	300	0	263
<b>ASCB_TOL</b>	<b>766</b>	<b>2811.12</b>	<b>19594</b>	<b>40947.76</b>	<b>8155</b>	<b>9886.11</b>	<b>35</b>	<b>3100.39</b>	<b>526</b>	<b>15745.28</b>	<b>2</b>	<b>403.65</b>	<b>17</b>	<b>1877.12</b>	<b>6315</b>	<b>38893</b>	<b>20292</b>	<b>94140</b>	<b>58570</b>
MRB	1763	1693.40	7057	6207.51	5243	3929.35	0	0.00	0	0.00	0	0.00	0	0.00	1693	1994	3118	5550	6208
<b>RRB_TOL</b>	<b>1763</b>	<b>1693.40</b>	<b>7057</b>	<b>6207.51</b>	<b>5243</b>	<b>3929.35</b>	<b>0</b>	<b>0.00</b>	<b>0</b>	<b>0.00</b>	<b>0</b>	<b>0.00</b>	<b>0</b>	<b>0.00</b>	<b>1693</b>	<b>1994</b>	<b>3118</b>	<b>5550</b>	<b>6208</b>
IUCB	0	0.00	0	0.00	0	0.00	0	0.00	222	1526.23	0	0.00	0	0.00	0	1542	0	7849	1526
MSCB	20	65.06	2806	2807.16	3	7.50	0	0.00	0	0.00	0	0.00	0	0.00	65	749	221	5835	2807
MPCB	0	0.00	16	12.02	286	287.74	0	0.00	0	0.00	0	0.00	0	0.00	0	60	4	62	12
MWCB	0	0.00	0	0.00	0	0.00	0	0.00	66	292.48	0	0.00	0	0.00	0	43	59	288	292
<b>CO-OP_TOL</b>	<b>20</b>	<b>65.06</b>	<b>2822</b>	<b>2819.18</b>	<b>289</b>	<b>295.24</b>	<b>0</b>	<b>0.00</b>	<b>288</b>	<b>1818.71</b>	<b>0</b>	<b>0.00</b>	<b>0</b>	<b>0.00</b>	<b>65</b>	<b>2394</b>	<b>284</b>	<b>14033</b>	<b>4638</b>
<b>TOTAL</b>	<b>2549</b>	<b>4569.58</b>	<b>29473</b>	<b>49974.45</b>	<b>13687</b>	<b>14110.70</b>	<b>35</b>	<b>3100.39</b>	<b>814</b>	<b>17563.99</b>	<b>2</b>	<b>403.65</b>	<b>17</b>	<b>1877.12</b>	<b>8074</b>	<b>43281</b>	<b>23695</b>	<b>113723</b>	<b>69416</b>

An amount of Rs. 236.95 crores have been disbursed upto the December, 2017 quarter. The achievement is 55%.

## Agenda 4:

### Annual Credit Plan 2017-18 Bankwise: Target

Amt. ` in lakhs

Bank	Agriculture	KCC		Education Loan	Housing Loan	Renewable Energy	Social Infrastructure	MSME			Others	Priority Sec. Total	Non-Priority	Grand Total	SHG Linkage				JLG				
		AMT	NO.					AMT	AMT	AMT					AMT	AMT	AMT	AMT		Deposit Link		Credit Link	
																				No.	Amt.	No.	Amt.
ALB	790.00	680	350.00	75.00	219.00	8.80	17.30	381.00	214.00	0.00	39.90	1745.00	547.00	2292.00	25	0.25	12	4.04	12				
AXB	2907.00	1388	694.00	185.00	775.00	23.10	38.60	1069.00	452.00	200.00	120.30	5770.00	1683.00	7453.00	49	0.49	23	11.50	24				
BAND	115.00	160	80.00	10.00	10.00	3.00	3.00	14.00	0.00	0.00	0.00	155.00	10.00	165.00	6	0.06	1	0.50	1				
BOB	904.00	1110	555.00	155.00	637.00	15.80	18.30	762.00	289.00	200.00	93.90	3075.00	1120.00	4195.00	31	0.31	7	3.50	7				
BOI	1445.00	644	322.00	38.00	115.00	6.80	5.30	279.00	165.00	0.00	23.90	2078.00	309.00	2387.00	19	0.19	8	4.00	8				
BOM	58.00	80	40.00	11.00	46.00	3.00	3.00	53.00	35.00	0.00	6.00	215.00	81.00	296.00	6	0.06	1	0.50	1				
CNB	489.00	354	177.00	35.00	178.00	5.80	7.30	170.00	44.00	0.00	11.90	941.00	393.00	1334.00	25	0.25	12	6.00	12				
CBI	2132.00	1046	526.00	101.00	317.00	12.10	30.60	684.00	401.00	0.00	67.30	3745.00	801.00	4546.00	55	0.55	27	13.50	28				
DNB	21.00	30	15.00	10.00	17.00	3.00	3.00	29.00	0.00	0.00	2.00	85.00	29.00	114.00	6	0.06	1	0.50	1				
HDF	3169.00	1676	845.00	123.00	264.00	16.60	27.60	735.00	483.00	0.00	51.80	4870.00	1261.00	6131.00	43	0.43	19	9.50	20				
ICI	2926.00	1058	529.00	67.00	168.00	8.60	10.60	334.00	154.00	0.00	31.80	3700.00	501.00	4201.00	43	0.43	16	8.00	17				
IDB	245.00	320	160.00	43.00	180.00	6.00	6.00	224.00	138.00	0.00	26.00	868.00	322.00	1190.00	12	0.12	5	2.50	5				
INB	21.00	30	15.00	10.00	17.00	3.00	3.00	29.00	0.00	0.00	2.00	85.00	29.00	114.00	6	0.06	1	0.50	1				
IIB	46.00	64	32.00	10.00	37.00	3.00	3.00	41.00	27.00	0.00	5.00	172.00	64.00	236.00	6	0.06	1	0.50	1				
IOB	818.00	522	271.00	54.00	97.00	9.00	13.00	282.00	187.00	0.00	27.00	1487.00	476.00	1963.00	18	0.18	9	2.54	9				
PNB	1277.00	718	359.00	61.00	204.00	4.80	6.30	312.00	186.00	0.00	32.90	2084.00	358.00	2442.00	19	0.19	8	4.00	8				
PSB	583.00	592	296.00	82.00	317.00	5.40	5.90	572.00	380.00	0.00	60.70	2006.00	402.00	2408.00	26	0.26	9	4.50	9				
SBI	24853.00	9210	5010.00	1422.00	6842.00	189.10	589.60	12223.00	6349.00	1800.00	1378.30	55646.00	18638.00	74284.00	241	2.41	123	54.64	123				
SYB	30.00	42	21.00	10.00	24.00	3.00	3.00	43.00	0.00	0.00	3.00	116.00	42.00	158.00	6	0.06	1	0.50	1				
UBI	12932.00	5174	2623.00	544.00	2188.00	75.60	186.60	4064.00	2111.00	600.00	429.80	23131.00	5840.00	28971.00	115	1.15	57	28.50	58				
UCO	3574.00	1218	618.00	117.00	696.00	18.60	105.60	848.00	463.00	0.00	79.80	5902.00	1371.00	7273.00	79	0.79	40	20.00	41				
UOB	21.00	30	15.00	10.00	17.00	3.00	3.00	29.00	0.00	0.00	2.00	85.00	29.00	114.00	6	0.06	1	0.50	1				
VJB	587.00	534	277.00	81.00	358.00	11.00	19.00	451.00	301.00	0.00	53.00	1861.00	694.00	2555.00	30	0.30	11	3.54	11				
YES	57.00	78	39.00	11.00	46.00	3.00	3.00	52.00	34.00	0.00	6.00	212.00	79.00	291.00	6	0.06	1	0.50	1				
<b>ASCB_TOL</b>	<b>60000.00</b>	<b>26758</b>	<b>13869.00</b>	<b>3265.00</b>	<b>13769.00</b>	<b>441.10</b>	<b>1111.60</b>	<b>23680.00</b>	<b>12413.00</b>	<b>2800.00</b>	<b>2554.30</b>	<b>120034.00</b>	<b>35079.00</b>	<b>155113.00</b>	<b>878</b>	<b>8.78</b>	<b>394</b>	<b>184.26</b>	<b>400</b>				
MRB	3000.00	1770	885.00	171.00	641.00	25.20	79.20	1210.00	784.00	0.00	110.60	6021.00	1527.00	7548.00	137	1.37	64	32.00	65				
<b>RRB_TOL</b>	<b>3000.00</b>	<b>1770</b>	<b>885.00</b>	<b>171.00</b>	<b>641.00</b>	<b>25.20</b>	<b>79.20</b>	<b>1210.00</b>	<b>784.00</b>	<b>0.00</b>	<b>110.60</b>	<b>6021.00</b>	<b>1527.00</b>	<b>7548.00</b>	<b>137</b>	<b>1.37</b>	<b>64</b>	<b>32.00</b>	<b>65</b>				
IUCB	880.00	1104	552.00	153.00	650.00	14.40	15.90	925.00	417.00	200.00	107.70	3363.00	1034.00	4397.00	50	0.50	13	6.50	8				
MSCB	1100.00	699	357.00	67.00	279.00	9.30	43.30	518.00	231.00	0.00	44.40	2292.00	743.00	3035.00	59	0.59	30	13.04	28				
MPCB	110.00	60	30.00	5.00	30.00	0.50	11.00	60.00	0.00	0.00	2.50	219.00	68.00	287.00	6	0.06	4	2.00	4				
MWCB	110.00	42	21.00	10.00	25.00	3.00	3.00	43.00	0.00	0.00	3.00	197.00	43.00	240.00	6	0.06	1	0.50	1				
<b>CO-OP_TOL</b>	<b>2200.00</b>	<b>1905</b>	<b>960.00</b>	<b>235.00</b>	<b>984.00</b>	<b>27.20</b>	<b>73.20</b>	<b>1546.00</b>	<b>648.00</b>	<b>200.00</b>	<b>157.60</b>	<b>6071.00</b>	<b>1888.00</b>	<b>7959.00</b>	<b>121</b>	<b>1.21</b>	<b>48</b>	<b>22.04</b>	<b>41</b>				
<b>TOTAL</b>	<b>65200.00</b>	<b>30433</b>	<b>15714.00</b>	<b>3671.00</b>	<b>15394.00</b>	<b>493.50</b>	<b>1264.00</b>	<b>26436.00</b>	<b>13845.00</b>	<b>3000.00</b>	<b>2822.50</b>	<b>132126.00</b>	<b>38494.00</b>	<b>170620.00</b>	<b>1136</b>	<b>11.36</b>	<b>506</b>	<b>238.30</b>	<b>506</b>				

**Annual Credit Plan 2017-18 Districtwise: Target**

**Amt. ` in lakhs**

District	Agriculture	KCC		Education Loan	Housing Loan	Renewable Energy	Social Infrastructure	MSME			Others	Priority Sec. Total	Non-Priority	Grand Total	SHG Linkage				JLG		
		AMT	NO.					AMT	AMT	AMT					AMT	AMT	Deposit Link			Credit Link	
																	No.	Amt.		No.	Amt.
Thoubal	9574.00	3402	1701.00	266.00	733.00	64.00	55.00	1958.00	802.00	400.00	122.00	13974.00	2463.00	16437.00	78	0.78	55	27.50	55		
Kakching	4066.00	1352	676.00	108.00	252.00	32.00	26.00	896.00	528.00	0.00	64.00	5972.00	1821.00	7793.00	42	0.42	30	15.00	30		
Chandel	2225.00	318	159.00	32.00	203.00	6.00	46.00	960.00	601.00	0.00	98.00	4171.00	1414.00	5585.00	18	0.18	13	6.50	13		
Churachandpur	4748.00	1170	585.00	239.00	1623.00	71.00	128.00	2065.00	1054.00	200.00	229.00	10357.00	5659.00	16016.00	96	0.96	68	34.00	68		
Pherzwal	0.00	0	0.00	0.00	0.00	0.00	0.00	0.00	0.00	0.00	0.00	0.00	0.00	0.00	0	0.00	0	0.00	0		
Senapati	3333.00	1300	955.00	104.00	322.00	13.50	160.00	1957.00	1103.00	200.00	216.50	7409.00	3070.00	10479.00	60	0.60	43	21.50	43		
Kangpokpi	2515.00	945	665.00	125.00	180.00	10.00	75.00	1105.00	700.00	0.00	120.00	4830.00	2440.00	7270.00	42	0.42	30	0.30	30		
Imphal west	11825.00	16000	8000.00	2200.00	9200.00	235.00	280.00	10853.00	5285.00	1800.00	1347.00	43025.00	16100.00	59125.00	362	3.62	62	31.00	62		
Imphal east	9370.00	2000	1000.00	350.00	1600.00	24.00	9.00	3425.00	1995.00	200.00	347.00	17320.00	1300.00	18620.00	207	2.07	83	41.50	83		
Jiribam	368.00	100	50.00	10.00	30.00	1.00	2.00	88.00	59.00	0.00	10.00	568.00	50.00	618.00	5	0.05	2	1.00	2		
Bishnupur	8423.00	2000	1000.00	80.00	1100.00	17.00	396.00	1356.00	624.00	200.00	107.00	12303.00	2500.00	14803.00	100	1.00	60	30.00	60		
Tengnoupal	2683.00	246	123.00	42.00	151.00	7.00	36.00	693.00	410.00	0.00	70.00	4092.00	1027.00	5119.00	36	0.36	26	13.00	26		
Tamenglong	2167.00	300	150.00	20.00	0.00	2.00	20.00	302.00	198.00	0.00	28.00	2737.00	150.00	2887.00	25	0.25	10	5.00	10		
Noney	1166.00	200	100.00	20.00	0.00	2.00	20.00	243.00	162.00	0.00	23.00	1636.00	150.00	1786.00	25	0.25	10	5.00	10		
Ukhrul	2389.00	1000	500.00	70.00	0.00	8.00	9.00	467.00	278.00	0.00	38.00	3259.00	300.00	3559.00	35	0.35	12	6.00	12		
Kamjong	348.00	100	50.00	5.00	0.00	1.00	2.00	68.00	46.00	0.00	3.00	473.00	50.00	523.00	5	0.05	2	1.00	2		
<b>Total</b>	<b>65200.00</b>	<b>30433</b>	<b>15714.00</b>	<b>3671.00</b>	<b>15394.00</b>	<b>493.50</b>	<b>1264.00</b>	<b>26436.00</b>	<b>13845.00</b>	<b>3000.00</b>	<b>2822.50</b>	<b>132126.00</b>	<b>38494.00</b>	<b>170620.00</b>	<b>1136</b>	<b>11.36</b>	<b>506</b>	<b>238.30</b>	<b>506</b>		

Comparative Sector-wise target and achievement as on 31.12.2017 & 31.12.2016 under ACP 2017-18 & ACP 2016-17 are given below:

Sl.No.	Sector	Achievement as on 31.12.2017			Achievement as on 31.12.2016		
		Target	AMT.	%	Target	AMT.	%
1	Agriculture & Allied	65200.00	11932.46	18	29462.00	9630.19	33
2	MSME	43281.00	20535.83	47	(SSI) 16490.00	(SSI) 4263.29	(SSI) 26
3	Education	3671.00	511.95	14	2687.00	365.40	14
4	Housing	15394.00	14085.73	92	14674.00	9316.83	63
5	Renewable Energy	493.50	42.41	9	474.00	0.00	0
6	Social Infrastructure	1264.00	525.39	42	1168.00	23.00	2
7	Other Priority Sector	2822.50	2137.88	76	29851.00	10668.21	36
	<b>Total Priority Sector</b>	<b>132126.00</b>	<b>49771.65</b>	<b>38</b>	<b>93164.00</b>	<b>34243.92</b>	<b>36</b>
8	Non-Priority Sector	38494.00	64441.08	167	43700.00	42118.12	96
	<b>Grand Total</b>	<b>170620.00</b>	<b>114212.73</b>	<b>67</b>	<b>136864.00</b>	<b>76362.04</b>	<b>56</b>

The Bankwise performance is shown on next page.

## PERFORMANCE UNDER ANNUAL CREDIT PLAN FOR CURRENT FINANCIAL YEAR 2017-18

As on 31.12.2017

Amt. ` in lakhs

BANK	AGRICULTURE			MICRO SECTOR			SMALL SECTOR			MEDIUM SECTOR			EDUCATION			HOUSING LOAN		
	T	A	%	T	A	%	T	A	%	T	A	%	T	A	%	T	A	%
ALB	790.00	229.57	29	381.00	233.10	61	214.00	87.74	41	0.00	28.06	0	75.00	20.00	27	219.00	296.66	135
AXB	2907.00	240.22	8	1069.00	0.00	0	452.00	258.93	57	200.00	0.00	0	185.00	0.00	0	775.00	38.64	5
BAND	115.00	135.45	118	14.00	713.29	5095	0.00	0.00	0	0.00	0.00	0	10.00	0.00	0	10.00	0.00	0
BOB	904.00	360.00	40	762.00	143.72	19	289.00	196.50	68	200.00	0.00	0	155.00	60.00	39	637.00	350.12	55
BOI	1445.00	251.58	17	279.00	1371.00	491	165.00	73.93	45	0.00	0.00	0	38.00	42.48	112	115.00	1377.31	1198
BOM	58.00	3.90	7	53.00	69.75	132	35.00	0.00	0	0.00	0.00	0	11.00	18.40	167	46.00	33.00	72
CNB	489.00	79.05	16	170.00	326.76	192	44.00	14.00	32	0.00	0.00	0	35.00	80.40	230	178.00	66.39	37
CBI	2132.00	359.48	17	684.00	358.59	52	401.00	48.30	12	0.00	0.00	0	101.00	22.43	22	317.00	41.00	13
DNB	21.00	0.00	0	29.00	55.00	190	0.00	0.00	0	0.00	0.00	0	10.00	5.88	59	17.00	10.00	59
HDF	3169.00	505.07	16	735.00	90.22	12	483.00	322.68	67	0.00	0.00	0	123.00	0.00	0	264.00	49.53	19
ICI	2926.00	4478.68	153	334.00	0.00	0	154.00	390.12	253	0.00	0.00	0	67.00	0.00	0	168.00	16.35	10
IDB	245.00	60.00	24	224.00	148.52	66	138.00	0.00	0	0.00	0.00	0	43.00	4.00	9	180.00	89.44	50
INB	21.00	0.00	0	29.00	9.50	33	0.00	0.00	0	0.00	0.00	0	10.00	0.00	0	17.00	4.32	25
IIB	46.00	0.00	0	41.00	0.00	0	27.00	0.00	0	0.00	0.00	0	10.00	0.00	0	37.00	0.00	0
IOB	818.00	123.26	15	282.00	104.39	37	187.00	34.77	19	0.00	0.00	0	54.00	0.00	0	97.00	207.90	214
PNB	1277.00	365.63	29	312.00	51.50	17	186.00	563.66	303	0.00	0.00	0	61.00	47.63	78	204.00	188.66	92
PSB	583.00	15.40	3	572.00	200.40	35	380.00	235.00	62	0.00	0.00	0	82.00	0.00	0	317.00	211.50	67
SBI	24853.00	1094.20	4	12223.00	2495.34	20	6349.00	7810.10	123	1800.00	760.00	42	1422.00	162.47	11	6842.00	8696.96	127
SYB	30.00	1.00	3	43.00	42.05	98	0.00	0.00	0	0.00	0.00	0	10.00	4.37	44	24.00	0.00	0
UBI	12932.00	1162.76	98	4064.00	339.64	8	2111.00	168.90	8	600.00	126.00	21	544.00	29.90	5	2188.00	1741.62	80
UCO	3574.00	213.99	6	848.00	161.83	19	463.00	29.67	6	0.00	0.00	0	117.00	0.00	0	696.00	324.56	47
UOB	21.00	0.00	0	29.00	103.98	359	0.00	0.00	0	0.00	0.00	0	10.00	0.00	0	17.00	62.94	370
VJB	587.00	110.25	19	451.00	533.40	118	301.00	0.00	0	0.00	0.00	0	81.00	1.50	2	358.00	147.42	41
YES	57.00	0.00	0	52.00	0.00	0	34.00	0.00	0	0.00	0.00	0	11.00	0.00	0	46.00	0.00	0
<b>ASCB_TOL</b>	<b>60000.00</b>	<b>9789.49</b>	<b>16</b>	<b>23680.00</b>	<b>7551.98</b>	<b>32</b>	<b>12413.00</b>	<b>10234.30</b>	<b>82</b>	<b>2800.00</b>	<b>914.06</b>	<b>33</b>	<b>3265.00</b>	<b>499.46</b>	<b>15</b>	<b>13769.00</b>	<b>13954.32</b>	<b>101</b>
MRB	3000.00	1755.75	59	1210.00	1693.40	140	784.00	0.00	0	0.00	0.00	0	171.00	11.28	7	641.00	116.00	18
<b>RRB_TOL</b>	<b>3000.00</b>	<b>1755.75</b>	<b>59</b>	<b>1210.00</b>	<b>1693.40</b>	<b>140</b>	<b>784.00</b>	<b>0.00</b>	<b>0</b>	<b>0.00</b>	<b>0.00</b>	<b>0</b>	<b>171.00</b>	<b>11.28</b>	<b>7</b>	<b>641.00</b>	<b>116.00</b>	<b>18</b>
IUCB	880.00	0.00	0	925.00	0.00	0	417.00	0.00	0	200.00	0.00	0	153.00	0.00	0	650.00	0.00	0
MSCB	1100.00	119.80	11	518.00	101.06	20	231.00	0.00	0	0.00	0.00	0	67.00	0.00	0	279.00	4.00	1
MPCB	110.00	205.34	187	60.00	12.03	20	0.00	0.00	0	0.00	0.00	0	5.00	1.21	24	30.00	1.41	5
MWCB	110.00	62.08	56	43.00	0.00	0	0.00	0.00	0	0.00	0.00	0	10.00	0.00	0	25.00	10.00	40
<b>CO-OP_TOL</b>	<b>2200.00</b>	<b>387.22</b>	<b>18</b>	<b>1546.00</b>	<b>113.09</b>	<b>7</b>	<b>648.00</b>	<b>0.00</b>	<b>0</b>	<b>200.00</b>	<b>0.00</b>	<b>0</b>	<b>235.00</b>	<b>1.21</b>	<b>1</b>	<b>984.00</b>	<b>15.41</b>	<b>2</b>
<b>TOTAL</b>	<b>65200.00</b>	<b>11932.46</b>	<b>18</b>	<b>26436.00</b>	<b>9358.47</b>	<b>35</b>	<b>13845.00</b>	<b>10234.30</b>	<b>74</b>	<b>3000.00</b>	<b>914.06</b>	<b>30</b>	<b>3671.00</b>	<b>511.95</b>	<b>14</b>	<b>15394.00</b>	<b>14085.73</b>	<b>92</b>

T=Target A=Achieved

**PERFORMANCES UNDER ANNUAL CREDIT PLAN FOR CURRENT FINANCIAL YEAR 2017-18**

**Continuation.....**

As on 31.12.2017

Amt. ` in lakhs

BANK	SOCIAL INFRASTRUCTURE			RENEWABLE ENERGY			OTHER PRIORITY SECTOR			PRIORITY TOTAL			NON PRIORITY			TOTAL ACP		
	T	A	%	T	A	%	T	A	%	T	A	%	T	A	%	T	A	%
ALB	17.30	0.00	0	8.80	0.00	0	39.90	66.50	167	1745.00	961.63	55	547.00	151.65	28	2292.00	1113.28	49
AXB	38.60	0.00	0	23.10	0.00	0	120.30	63.44	53	5770.00	601.23	10	1683.00	1312.31	78	7453.00	1913.54	26
BAND	3.00	0.00	0	3.00	0.00	0	0.00	0.00	0	155.00	848.74	548	10.00	6.93	69	165.00	855.67	519
BOB	18.30	0.00	0	15.80	0.00	0	93.90	0.00	0	3075.00	1110.34	36	1120.00	302.00	27	4195.00	1412.34	34
BOI	5.30	0.00	0	6.80	24.00	353	23.90	0.00	0	2078.00	3140.30	151	309.00	485.50	157	2387.00	3625.80	152
BOM	3.00	0.00	0	3.00	0.00	0	6.00	58.35	973	215.00	183.40	85	81.00	307.70	380	296.00	491.10	166
CNB	7.30	0.00	0	5.80	0.00	0	11.90	41.00	345	941.00	607.60	65	393.00	231.43	59	1334.00	839.03	63
CBI	30.60	0.00	0	12.10	0.00	0	67.30	23.80	35	3745.00	853.60	23	801.00	104.89	13	4546.00	958.49	21
DNB	3.00	2.80	93	3.00	2.90	97	2.00	9.50	475	85.00	86.08	101	29.00	190.00	655	114.00	276.08	242
HDF	27.60	0.00	0	16.60	0.00	0	51.80	0.00	0	4870.00	967.50	20	1261.00	2200.30	174	6131.00	3167.80	52
ICI	10.60	0.00	0	8.60	0.00	0	31.80	0.00	0	3700.00	4885.15	132	501.00	2058.88	411	4201.00	6944.03	165
IDB	6.00	0.00	0	6.00	0.00	0	26.00	0.00	0	868.00	301.96	35	322.00	204.28	63	1190.00	506.24	43
INB	3.00	0.00	0	3.00	0.00	0	2.00	0.00	0	85.00	13.82	16	29.00	30.33	105	114.00	44.15	39
IIB	3.00	0.00	0	3.00	0.00	0	5.00	0.00	0	172.00	0.00	0	64.00	15.00	23	236.00	15.00	6
IOB	13.00	92.59	712	9.00	0.00	0	27.00	128.28	475	1487.00	691.19	46	476.00	363.04	76	1963.00	1054.23	54
PNB	6.30	0.00	0	4.80	0.00	0	32.90	103.59	315	2084.00	1320.67	63	358.00	213.03	60	2442.00	1533.70	63
PSB	5.90	0.00	0	5.40	0.00	0	60.70	190.35	314	2006.00	852.65	43	402.00	241.88	60	2408.00	1094.53	45
SBI	589.60	430.00	73	189.10	9.66	5	1378.30	0.00	0	55646.00	21458.73	39	18638.00	48668.39	261	74284.00	70127.12	94
SYB	3.00	0.00	0	3.00	0.00	0	3.00	0.00	0	116.00	47.42	41	42.00	8.41	20	158.00	55.83	35
UBI	186.60	0.00	0	75.60	5.85	8	429.80	852.44	198	23131.00	4427.11	19	5840.00	3706.64	63	28971.00	8133.75	28
UCO	105.60	0.00	0	18.60	0.00	0	79.80	132.82	166	5902.00	862.87	15	1371.00	886.38	65	7273.00	1749.25	24
UOB	3.00	0.00	0	3.00	0.00	0	2.00	0.00	0	85.00	166.92	196	29.00	317.80	1096	114.00	484.72	425
VJB	19.00	0.00	0	11.00	0.00	0	53.00	83.00	157	1861.00	875.57	47	694.00	185.50	27	2555.00	1061.07	42
YES	3.00	0.00	0	3.00	0.00	0	6.00	0.00	0	212.00	0.00	0	79.00	0.00	0	291.00	0.00	0
<b>ASCB_TOL</b>	<b>1111.60</b>	<b>525.39</b>	<b>47</b>	<b>441.10</b>	<b>42.41</b>	<b>10</b>	<b>2554.30</b>	<b>1753.07</b>	<b>69</b>	<b>120034.00</b>	<b>45264.48</b>	<b>38</b>	<b>35079.00</b>	<b>62192.27</b>	<b>177</b>	<b>155113.00</b>	<b>107456.75</b>	<b>69</b>
MRB	79.20	0.00	0	25.20	0.00	0	110.60	5.00	5	6021.00	3581.43	59	1527.00	272.04	18	7548.00	3853.47	51
<b>RRB_TOL</b>	<b>79.20</b>	<b>0.00</b>	<b>0</b>	<b>25.20</b>	<b>0.00</b>	<b>0</b>	<b>110.60</b>	<b>5.00</b>	<b>5</b>	<b>6021.00</b>	<b>3581.43</b>	<b>59</b>	<b>1527.00</b>	<b>272.04</b>	<b>18</b>	<b>7548.00</b>	<b>3853.47</b>	<b>51</b>
IUCB	15.90	0.00	0	14.40	0.00	0	107.70	0.00	0	3363.00	0.00	0	1034.00	1460.24	141	4397.00	1460.24	33
MSCB	43.30	0.00	0	9.30	0.00	0	44.40	189.90	428	2292.00	414.76	18	743.00	358.84	48	3035.00	773.60	25
MPCB	11.00	0.00	0	0.50	0.00	0	2.50	84.71	3388	219.00	304.70	139	68.00	17.57	26	287.00	322.27	112
MWCB	3.00	0.00	0	3.00	0.00	0	3.00	105.20	3507	197.00	177.28	90	43.00	140.12	326	240.00	317.40	132
<b>CO-OP_TOL</b>	<b>73.20</b>	<b>0.00</b>	<b>0</b>	<b>27.20</b>	<b>0.00</b>	<b>0</b>	<b>157.60</b>	<b>379.81</b>	<b>241</b>	<b>6071.00</b>	<b>896.74</b>	<b>15</b>	<b>1888.00</b>	<b>1976.77</b>	<b>105</b>	<b>7959.00</b>	<b>2873.51</b>	<b>36</b>
<b>TOTAL</b>	<b>1264.00</b>	<b>525.39</b>	<b>42</b>	<b>493.50</b>	<b>42.41</b>	<b>9</b>	<b>2822.50</b>	<b>2137.88</b>	<b>76</b>	<b>132126.00</b>	<b>49742.65</b>	<b>38</b>	<b>38494.00</b>	<b>64441.08</b>	<b>167</b>	<b>170620.00</b>	<b>114183.73</b>	<b>67</b>

T=Target A=Achieved

## Agenda – 5

### Bank Branch Expansion

As decided in the SLBC, Sub-committee meeting held on 14.02.2013 at the Conference Hall of Manipur Secretariat, the following Banks have been allotted to open their Branches in the unbanked blocks as given in page nos. 15-16.

#### UN-BANKED BLOCKS IN THE STATE OF MANIPUR

Sl. No.	Name of District	Name of Block	Name of Centre	Name of bank allotted for opening their branch	Remarks
1.	Ukhrul	Chingai TD	Chingai	VJB	Bank is ready to open the branch after getting the infrastructure ready and handing over to the bank. BSNL to provide connectivity.
2.	Ukhrul	Lunchungmaiphei TD	Lunchungmaiphei	BOB	Approval is still awaited from the concerned authority.
3.	Kamjong	Kasom Khullen TD	Kasom Khullen	PSB	The bank informed the house the approval has not yet been obtained.
4.	Kamjong	Phungyar TD	Phungyar	CBI	Joint visit has been conducted on 16.05.2017. The approval from the concerned authority is not yet obtained.
5.	Senapati	Willong TD	Willong	VJB	Bank is ready to open the branch after getting the infrastructure ready and handing over to the bank. BSNL to provide connectivity.
6.	Senapati	Phaibung Khullen TD	Phaibung Khullen	UCO	Joint visit conducted. Bank could not open branch do to PCA.
7.	Senapati	Purul TD	Purul	ALB	The bank is ready for opening the branch. Joint inspection conducted.
8.	Senapati	Paomata TD	Paomata	MSCB	The bank is ready to open the branch with approval already obtained from the Board of Directors. Awaiting handing over of premises.
9.	Kangpokpi	T. Waichong TD	T. Waichong	PSB	The bank informed that the approval has not yet been obtained.
10.	Kangpokpi	Island TD	Island	IOB	Branch is opened.
11.	Kangpokpi	Saitu Gamphazol TD	Saitu Gamphazol	PNB	SBI Sapormeina Branch opened on 20.03.2013
12.	Chandel	Khenjoy TD	Khenjoy	ICI	Branch inaugurated formally. Will be functional shortly.
13.	Tengnoupal	Machi TD	Machi	BOB	Branch opened on 29.12.2017
14.	Tengnoupal	Tengnoupal TD	Tengnoupal	MRB	Branch shifted to new premises.
15.	Tamenglong	Tousem TD	Tousem	UBI	Bank is ready to open the branch with approval from appropriate authority provided the infrastructure is handed over to the bank. There Power, water and connecting road problem.

Sl. No.	Name of District	Name of Block	Name of Centre	Name of bank allotted for opening their branch	Remarks
16.	Tamenglong	Tamei TD	Tamei	SBI	Branch formally inaugurated.
17.	Noney	Nungba TD	Nungba	MRB	The bank is ready to open the branch. Due to bad approach road, the Village Authority has offered a building at the market.
18.	Noney	Khoupum TD	Khoupum	UCO	Joint inspection was conducted on 19.05.2017. Bank could not open branch do to PCA.
19.	Churachandpur	Lamka South TD	Lamka	MRB	MRB Branch opened on 29.03.2012 and functioning at rented house at Teddim Road, Gouchinkhup Veng. Building is completed.
20.	Churachandpur	Henglep TD	Henglep	ICI	Bank is ready for opening the branch provided the infrastructure is completed and handed over to the bank by the Govt.
21.	Churachandpur	Sangaiкот TD	Sangaiкот	AXB	Bank is ready for opening the branch provided infrastructure is completed.
22.	Churachandpur	Samulamlan TD	Samulamlan	PNB	Branch inaugurated formally. Will be functional shortly.
23.	Churachandpur	Saikot TD	Saikot	MSCB	The bank is ready to open the branch with approval already obtained from the Board of Directors. Awaiting handing over of premises.
24.	Churachandpur	Lanva TD	Pearsonmun	SBI	SBI Pearsonmun Branch opened on 31.03.2012
25.	Pherzawl	Vangai Range TD	Vangai Range	HDF	The bank is ready to open the branch provided the infrastructure is completed and handed over to the bank.
26.	Pherzawl	Thanlon TD	Thanlon	SBI	Branch refunctional from Thanlon on 21.09.2017
27.	Pherzawl	Tipaimukh TD	Tipaimukh	AXB	No survey has been done and approval from the concerned authority is not yet obtained.

**\* Banks that have not obtained permission to open the branch were advised by the Sub-Committee during its meeting held on 22.05.2017. Concern banks reported that letters have been sent to the Controlling Office for necessary approval.**

Total unbanked blocks identified as on 14.02.2013 : 27  
 Already opened : 10  
 Pending as on 31.12.2017 : 17



**Roadmap for opening brick and mortar branches in villages having population more than 5000 without a bank branch of a scheduled commercial bank for the state of Manipur**

**As on 30.09.2017**

Sl. No	Name of District	Name of Village with population >5000	Population	Bank Branch (Yes/No)- Name of Bank	Remarks	Allotted to Bank for opening of Branch duly approved in the DCC/SLBC	No of Brick & Mortar Br. To be opened (Jan-16 to Mar-16)	No of Brick & Mortar Br. To be opened (April-16 to Mar-2017)
1	Senapati	Makhrelui	5,971	Yes	Village located in Senapati town having SBI, HDF, CBI, UBI, UCO bank br.	N/R		April-16 to Mar-2017
2	Senapati	Tadubi	5,847	Yes	SBI Opened			
3	Senapati	Kalinamei	7,053	No		Bank of Baroda		April-16 to Mar-2017
4	Senapati	Punanamei	6,380	No		SBI		April-16 to Mar-2017
5	Senapati	Shajouba	7,456	No		UCO		April-16 to Mar-2017
6	Senapati	Laii	5,518	No		Bank of India		April-16 to Mar-2017
7	Senapati	Liyai Khullen	7,153	No		UOB Bank		April-16 to Mar-2017
8	Senapati	Tungjoy	5,988	No		SYBdiccate Bank		April-16 to Mar-2017
9	Senapati	Phuba Khuman	5,526	No		CNBara Bank		April-16 to Mar-2017
10	Senapati	Purul Atongba	5,043	No		Bank of Maharashtra		April-16 to Mar-2017
11	Senapati	Purul Akutpa	6,168	No		Punjab National Bank		April-16 to Mar-2017
12	Churachandpur	Tuibong	8,085	Yes	SBI Opened			
13	Churachandpur	Bijang	5,020	No	DCC Churachandpur confirmed that there are no banks within the boundary of the village.	N/R		April-16 to Mar-2017

Sl. No	Name of District	Name of Village with population >5000	Population	Bank Branch (Yes/No)- Name of Bank	Remarks	Allotted to Bank for opening of Branch duly approved in the DCC/SLBC	No of Brick & Mortar Br. To be opened (Jan-16 to Mar-16)	No of Brick & Mortar Br. To be opened (April-16 to Mar-2017)
14	Churachandpur	Vengnuam	7,302	No	DCC Churachandpur confirmed that there are no banks within the boundary of the village.	N/R		April-16 to Mar-2017
15	Bishnupur	Leimapokpam	8,120	No		Allahabad Bank		April-16 to Mar-2017
16	Bishnupur	Ngaikhong Khullen	5,256	Yes	Village located in Bishnupur town having AXB, SBI, UBI, UCO etc	N/R		April-16 to Mar-2017
17	Bishnupur	Kwakta (Pt)	10,735	No		AXB Bank		April-16 to Mar-2017
18	Bishnupur	Kha Thingungei	10,107	No		Bank of India		April-16 to Mar-2017
19	Bishnupur	Thanga	14,316	No		Central Bank of India		April-16 to Mar-2017
20	Bishnupur	Wangoo Ahallup	9,148	No		HDFC		April-16 to Mar-2017
21	Thoubal	Maibam Konjil	5,696	No		ICICI		April-16 to Mar-2017
22	Thoubal	Irong Chesaba	6,749	No		HDFC		April-16 to Mar-2017
23	Thoubal	Leisangthem	6,118	No		Indian Overseas Bank		April-16 to Mar-2017
24	Thoubal	Khekman	7,157	No		Punjab & Sind Bank		April-16 to Mar-2017
25	Thoubal	Mojing	7,428	No		Bank of Maharashtra		April-16 to Mar-2017
26	Thoubal	Khangabok	16,344	No		Vijaya Bank		April-16 to Mar-2017
27	Thoubal	Sangaiyumpham	11,311	Yes	MRB opened	Manipur Rural Bank		April-16 to Mar-2017
28	Thoubal	Tentha	9,087	No		Indusind Bank		April-16 to Mar-2017
29	Thoubal	Wangkhem	5,235	No		Yes Bank		April-16 to Mar-2017
30	Thoubal	Heirok Part I (Pt)	9,574	No		IDBI		April-16 to Mar-2017
31	Thoubal	Heirok Part II (Pt)	6,205	No		Allahabad Bank		April-16 to Mar-2017
32	Kakching	Irengband	10,600	No		Bank of Baroda		April-16 to Mar-2017
33	Kakching	Wabagai	8,578	No		SBI		April-16 to Mar-2017

Sl. No	Name of District	Name of Village with population >5000	Population	Bank Branch (Yes/No)- Name of Bank	Remarks	Allotted to Bank for opening of Branch duly approved in the DCC/SLBC	No of Brick & Mortar Br. To be opened (Jan-16 to Mar-16)	No of Brick & Mortar Br. To be opened (April-16 to Mar-2017)
34	Kakching	Hiyanglam I	8,872	No		AXB Bank		April-16 to Mar-2017
35	Kakching	Langmeidong	5,935	No		UBI		April-16 to Mar-2017
36	Kakching	Arong Nongmaikhong	5,571	No		Punjab & Sind Bank		April-16 to Mar-2017
37	Kakching	Wangoo	6,134	No		Indian Overseas Bank		April-16 to Mar-2017
38	Imphal West	Kanglatongbi	7,152	No		Punjab National Bank		April-16 to Mar-2017
39	Imphal West	Sekmai(Part)	5,162	Yes	SBI Opened			
40	Imphal West	Khurkhul	6,450	No		Central Bank of India		April-16 to Mar-2017
41	Imphal West	Patsoi	5,358	Yes	BOB Opened			
42	Imphal East	Keirao Makting	5,319	No		UBI		April-16 to Mar-2017
43	Imphal East	Tulihal	5,594	No	HDF Yairipok Branch opened	Canara Bank		April-16 to Mar-2017
44	Imphal East	Yambem	5,705	No		UOB Bank		April-16 to Mar-2017
45	Imphal East	Changamdabi	6,419	No		UCO Bank		April-16 to Mar-2017
46	Ukhrul	Hundung	10,785	No		Vijaya Bank		April-16 to Mar-2017

#### VILLAGES ALREADY HAVING BANK BRANCH

Sl. No. from the above list	Village Name	District
1	Makhrelui	Senapati
2	Tadubi	Senapati
12	Tuibong	Churachandpur
16	Ngaikhong Khullen	Bishnupur
27	Sangaiyumpham	Thoubal
39	Sekmai (Part)	Imphal West
41	Patsoi	Imphal West
43	Tulihal	Imphal East

**ALLOCATION OF BANK FOR OPENING BRANCHES AT UNBANKED TOWNS/  
ULBs IN MANIPUR**

Sl.No.	Name of ULBs	District	Population (2011 Census)	Bank to open branch
<b>A. Municipal Councils</b>				
1.	Kakching Khunou Municipal Council	Kakching	11379	Syndicate Bank
2.	Sugnu Municipal Council	Kakching	5132	State Bank of India
3.	Kwakta Municipal Council	Bishnupur	8579	Bank of Maharashtra
4.	Shikhong Sekmai Municipal Council	Thoubal	7390	Indusind Bank
5.	Lamlai Municipal Council	Imphal East	4601	Yes Bank
<b>B. Nagar Panchayat</b>				
6.	Samouou Nagar Panchayat	Imphal West	16582	UOB Bank of India
7.	Thongkhong Laxmi Nagar Panchayat	Imphal West	14878	United Bank of India
8.	Lilong (IW) Nagar Panchayat	Imphal West	12427	IDBI
9.	Andro Nagar Panchayat	Imphal East	8744	Canara Bank
10.	Lamshang Nagar Panchayat	Imphal West	8130	Allahabad Bank
11.	Oinam Nagar Panchayat	Bishnupur	7161	Bank of India

**Bank Branches opened upto 3<sup>rd</sup> quarter of financial year 2017-18 is furnished hereunder:**

Sl. No.	Bank	Name of Branch	District	Date of opening	Remarks
01.	BOB	Kongba	Imphal East	22.06.2017	Normal branch expansion
02.	IIB	Singjamei	Imphal West	29.06.2017	-do-
03.	MRB	Naoremthong	Imphal West	17.11.2017	-do-
04.	MRB	Sangaiyumpham	Thoubal	18.11.2017	Opening bank at villages above 5000 population
05.	SBI	Senapati Town	Senapati	30.11.2017	Normal branch expansion
06.	BOI	Senapati	Senapati	01.12.2017	-do-
07.	ICI	Singjamei	Imphal West	18.12.2017	-do-
08.	BOB	Machi	Tengnoupal	29.12.2017	Opening bank at unbanked blocks

**PROPOSED BANK BRANCHES TO BE OPENED IN 2017-18**

<b>Name of Bank</b>	<b>Proposed Branch to be opened</b>	<b>Proposed date of opening/ Date of Opening</b>
SBI	1. Tamei	2017-18
	2. Sugnu	2017-18
MRB	1. Nungba	2017-18
	2. Lamlai	2017-18
	3. Bishnupur	2017-18
	4. Khumbong	2017-18
	5. Senapati	2017-18
UBI	1. Porompat	2017-18
AXB	1. Tamenglong	2017-18
CNB	1. Senapati	2017-18
	2. Tamenglong	2017-18
	3. Chandel	2017-18
	4. Ukhrol	2017-18
	5. Bishnupur	2017-18
HDF	1. Moreh	2017-18
ICI	1. Secretariat	2017-18
IOB	1. Imphal East	2017-18
	2. Moreh	2017-18
	3. Churachandpur	2017-18

## Agenda 6: Finance under Self Help Group (SHG) & Joint Liability Groups (JLGs)

### A) FINANCING UNDER SELF-HELP GROUPS (SHGs)

As on 31.12.2017

Amt. ` in lakhs

Sl. No.	Banks	Deposit linkages			Credit linkages Under						
					Target	Govt. Schemes	Direct SHGs		Total		
		Target	No.	Amt.	No.	No.	Amt	No.	Amt	No.	Amt
1	ALB	25	0	0.00	12	0	0.00	0	0.00	0	0.00
2	AXB	49	0	0.00	23	0	0.00	0	0.00	0	0.00
3	BAND	6	0	0.00	1	0	0.00	0	0.00	0	0.00
4	BOB	31	0	0.00	7	0	0.00	0	0.00	0	0.00
5	BOI	19	34	1.29	8	0	0.00	0	0.00	0	0.00
6	BOM	6	0	0.00	1	0	0.00	0	0.00	0	0.00
7	CNB	25	0	0.00	12	0	0.00	0	0.00	0	0.00
8	CBI	55	0	0.00	27	0	0.00	0	0.00	0	0.00
9	DNB	6	14	0.27	1	0	0.00	0	0.00	0	0.00
10	HDF	43	0	0.00	19	0	0.00	0	0.00	0	0.00
11	ICI	43	0	0.00	16	0	0.00	0	0.00	0	0.00
12	IDB	12	0	0.00	5	0	0.00	0	0.00	0	0.00
13	INB	6	0	0.00	1	0	0.00	0	0.00	0	0.00
14	IIB	6	0	0.00	1	0	0.00	0	0.00	0	0.00
15	IOB	18	25	6.15	9	0	0.00	5	3.50	5	3.50
16	PNB	19	0	0.00	8	0	0.00	0	0.00	0	0.00
17	PSB	26	9	0.28	9	0	0.00	0	0.00	0	0.00
18	SBI	241	5	0.05	123	0	0.00	1	1.00	1	1.00
19	SYB	6	0	0.00	1	0	0.00	0	0.00	0	0.00
20	UBI	115	19	18.05	57	0	0.00	4	4.78	4	4.78
21	UCO	79	116	3.60	40	0	0.00	4	4.60	4	4.60
22	UOB	6	0	0.00	1	0	0.00	0	0.00	0	0.00
23	VJB	30	4	0.96	11	0	0.00	0	0.00	0	0.00
24	YES	6	0	0.00	1	0	0.00	0	0.00	0	0.00
<b>ASCB_TOL</b>		<b>878</b>	<b>226</b>	<b>30.65</b>	<b>394</b>	<b>0</b>	<b>0.00</b>	<b>14</b>	<b>13.88</b>	<b>14</b>	<b>13.88</b>
25	MRB	137	1471	67.35	64	33	30.17	107	105.88	140	136.05
<b>RRB_TOL</b>		<b>137</b>	<b>1471</b>	<b>67.35</b>	<b>64</b>	<b>33</b>	<b>30.17</b>	<b>107</b>	<b>105.88</b>	<b>140</b>	<b>136.05</b>
26	IUCB	50	0	0.00	13	0	0.00	10	1.44	10	1.44
27	MSCB	59	36	0.56	30	0	0.00	4	0.40	4	0.40
28	MPCB	6	0	0.00	4	0	0.00	0	0.00	0	0.00
29	MWCB	6	0	0.00	1	0	0.00	16	19.06	16	19.06
<b>CO-OP_TOL</b>		<b>121</b>	<b>36</b>	<b>0.56</b>	<b>48</b>	<b>0</b>	<b>0.00</b>	<b>30</b>	<b>20.90</b>	<b>30</b>	<b>20.90</b>
<b>TOTAL</b>		<b>1136</b>	<b>1733</b>	<b>98.56</b>	<b>506</b>	<b>33</b>	<b>30.17</b>	<b>151</b>	<b>140.66</b>	<b>184</b>	<b>170.83</b>

## B) FINANCING UNDER SELF-HELP GROUPS (SHGs)

As on 31.12.2017

Amt. ` in lakhs

Bank	Deposit Linkage		Credit Linkage						Outstanding		No of Potential SHGs pending for credit linkage	No. of dormant SHGs (inoperative for 3 yrs & above)	No. of SHGs having received multiple doses of credit
			Govt. Schemes		Direct SHGs		Total						
	A/C	AMT	A/C	AMT	A/C	AMT	A/C	AMT	A/C	AMT			
ALB	95	4.35	8	5.50	9	5.13	17	10.63	2	3.00	2	49	2
AXB	0	0.00	0	0.00	0	0.00	0	0.00	0	0.00	0	0	0
BAND	0	0.00	0	0.00	0	0.00	0	0.00	0	0.00	0	0	0
BOB	576	144.98	137	116.00	171	43.00	308	159.00	86	141.00	0	0	0
BOI	96	2.96	0	0.00	0	0.00	0	0.00	0	0.00	0	0	0
BOM	8	0.53	0	0.00	0	0.00	0	0.00	0	0.00	0	0	0
CNB	0	0.00	0	0.00	0	0.00	0	0.00	0	0.00	0	0	0
CBI	400	14.08	273	395.73	224	97.73	497	493.46	169	278.55	0	0	0
DNB	9	0.17	0	0.00	0	0.00	0	0.00	0	0.00	5	0	0
HDF	0	0.00	0	0.00	0	0.00	0	0.00	0	0.00	0	0	0
ICI	0	0.00	0	0.00	0	0.00	0	0.00	0	0.00	0	0	0
IDB	56	27.00	1	2.00	0	0.00	1	2.00	0	0.00	0	0	0
INB	0	0.00	0	0.00	0	0.00	0	0.00	0	0.00	0	0	0
IIB	0	0.00	0	0.00	0	0.00	0	0.00	0	0.00	0	0	0
IOB	257	50.42	15	18.60	35	38.55	50	57.15	15	20.00	5	0	0
PNB	268	53.20	37	5.97	24	5.61	61	11.58	31	15.20	0	0	0
PSB	38	0.83	11	1.98	0	0.00	11	1.98	0	0.00	0	0	0
SBI	10673	136.66	781	746.05	3497	2423.77	4173	2994.32	143	100.05	0	0	0
SYB	0	0.00	0	0.00	0	0.00	0	0.00	0	0.00	0	0	0
UBI	4359	192.25	1070	398.68	323	241.91	1393	640.59	371	111.70	13	679	46
UCO	1065	45.84	103	71.50	43	74.16	146	145.66	53	107.14	4	0	0
UOB	0	0.00	0	0.00	0	0.00	0	0.00	0	0.00	0	0	0
VJB	103	44.28	0	0.00	110	94.86	110	94.86	45	25.20	0	0	0
YES	0	0.00	0	0.00	0	0.00	0	0.00	0	0.00	0	0	0
ASCB_TOL	18003	717.55	2436	1762.01	4436	3024.72	6767	4611.23	915	801.84	29	728	48
MRB	8879	810.90	192	126.91	5699	1651.40	5891	1778.31	1128	557.59	63	1752	263
RRB_TOL	8879	810.90	192	126.91	5699	1651.40	5891	1778.31	1128	557.59	63	1752	263
IUCB	949	14.88	6	3.00	186	63.16	192	66.16	1	1.08	0	0	0
MSCB	2763	43.16	47	117.50	7	1.35	54	118.85	10	7.30	0	0	0
MPCB	62	0.25	62	54.75	19	12.50	81	67.25	0	0.00	0	0	0
MWCB	16	1.42	0	0.00	29	36.82	29	36.82	0	0.00	0	0	0
CO-OP_TOL	3790	59.71	115	175.25	241	113.83	356	289.08	11	8.38	0	0	0
TOTAL	30672	1588.16	2743	2064.17	10376	4789.95	13014	6678.62	2054	1367.81	92	2480	311

**C) Joint Liability Groups**

As on 31.12.2017

Amt ` in lakhs

BANK	No. of JLGs financed during the year					Cumulative No. of JLGs financed			
	Target	Farm based		Total (Including Non Farm)		Farm based		Total (Including Non Farm)	
	No.	No.	Amt.	No.	Amt.	No.	Amt.	No.	Amt.
ALB	12	0	0.00	0	0.00	0	0.00	15	36.00
AXB	24	0	0.00	0	0.00	0	0.00	7	28.00
BAND	1	0	0.00	0	0.00	0	0.00	0	0.00
BOB	7	0	0.00	0	0.00	0	0.00	0	0.00
BOI	8	0	0.00	0	0.00	0	0.00	0	0.00
BOM	1	0	0.00	0	0.00	0	0.00	0	0.00
CNB	12	0	0.00	0	0.00	0	0.00	0	0.00
CBI	28	0	0.00	0	0.00	0	0.00	3	7.50
DNB	1	0	0.00	0	0.00	0	0.00	0	0.00
HDF	20	0	0.00	0	0.00	0	0.00	0	0.00
ICI	17	0	0.00	0	0.00	0	0.00	0	0.00
IDB	5	0	0.00	0	0.00	0	0.00	0	0.00
INB	1	0	0.00	0	0.00	0	0.00	0	0.00
IIB	1	0	0.00	0	0.00	0	0.00	0	0.00
IOB	9	0	0.00	0	0.00	0	0.00	0	0.00
PNB	8	0	0.00	0	0.00	0	0.00	0	0.00
PSB	9	0	0.00	0	0.00	0	0.00	0	0.00
SBI	123	0	0.00	0	0.00	0	0.00	0	0.00
SYB	1	0	0.00	0	0.00	0	0.00	0	0.00
UBI	58	25	4.16	25	4.16	191	25.10	531	80.68
UCO	41	0	0.00	0	0.00	6	9.75	6	9.75
UOB	1	0	0.00	0	0.00	0	0.00	0	0.00
VJB	11	0	0.00	0	0.00	0	0.00	0	0.00
YES	1	0	0.00	0	0.00	0	0.00	0	0.00
<b>ASCB_TOL</b>	<b>400</b>	<b>25</b>	<b>4.16</b>	<b>25</b>	<b>4.16</b>	<b>197</b>	<b>34.85</b>	<b>562</b>	<b>161.93</b>
MRB	65	84	88.30	84	82.23	273	347.33	273	347.33
<b>RRB_TOL</b>	<b>65</b>	<b>84</b>	<b>88.30</b>	<b>84</b>	<b>82.23</b>	<b>273</b>	<b>347.33</b>	<b>273</b>	<b>347.33</b>
IUCB	8	0	0.00	0	0.00	0	0.00	0	0.00
MSCB	28	0	0.00	0	0.00	0	0.00	0	0.00
MPCB	4	0	0.00	0	0.00	0	0.00	0	0.00
MWCB	1	0	0.00	0	0.00	0	0.00	0	0.00
<b>CO-OP_TOL</b>	<b>41</b>	<b>0</b>	<b>0.00</b>	<b>0</b>	<b>0.00</b>	<b>0</b>	<b>0.00</b>	<b>0</b>	<b>0.00</b>
<b>TOTAL</b>	<b>506</b>	<b>109</b>	<b>92.46</b>	<b>109</b>	<b>86.39</b>	<b>470</b>	<b>382.18</b>	<b>835</b>	<b>509.26</b>
NEDFI	0	0	0.00	0	0.00	0	0.00	55	36.70
<b>TOTAL</b>	<b>506</b>	<b>109</b>	<b>92.46</b>	<b>109</b>	<b>86.39</b>	<b>470</b>	<b>382.18</b>	<b>890</b>	<b>545.96</b>



**AGENDA 7: REVIEW ON PERFORMANCE UDNER PRADHAN MANTRI MUDRA YOJANA (PMMY) AND PRADHAN MANTRI  
SOCIAL SECURITY SCHEMES**

**1. MUDRA**

As on 31.12.2017

Amount ` in lakhs

BANK	CURRENT FINANCIAL YEAR								CUMULATIVE POSITION							
	SHISHU		KISHORE		TARUN		TOTAL		SHISHU		KISHORE		TARUN		TOTAL	
	No.	Amt.	No.	Amt.	No.	Amt.	No.	Amt.	No.	Amt.	No.	Amt.	No.	Amt.	No.	Amt.
ALB	7	3.50	16	50.10	1	8.00	24	61.60	286	145.23	34	87.90	2	14.00	322	247.13
AXB	0	0.00	0	0.00	0	0.00	0	0.00	0	0.00	0	0.00	0	0.00	0	0.00
BAND	1965	557.00	26	17.00	0	0.00	1991	574.00	4909	1257.00	26	17.00	0	0.00	4935	1274.00
BOB	40	19.65	57	95.86	2	10.48	99	125.99	170	63.50	58	98.86	3	16.48	231	178.84
BOI	20	8.70	7	15.50	2	14.00	29	38.20	167	66.27	97	372.75	6	40.94	270	479.96
BOM	1	0.50	2	8.65	4	35.50	7	44.65	20	9.70	6	26.15	22	202.48	48	238.33
CNB	3	4.50	1	1.50	0	0.00	4	6.00	101	40.33	3	11.45	0	0.00	104	51.78
CBI	11	5.50	8	18.90	1	8.00	20	32.40	241	92.72	32	74.94	3	23.00	276	190.66
DNB	3	1.35	3	2.34	0	0.00	6	3.69	3	1.35	3	2.34	0	0.00	6	3.69
HDF	0	0.00	0	0.00	0	0.00	0	0.00	3	1.11	3	10.00	0	0.00	6	11.11
ICI	0	0.00	0	0.00	0	0.00	0	0.00	740	267.09	2	9.00	2	13.96	744	290.05
IDB	0	0.00	0	0.00	0	0.00	0	0.00	32	15.90	21	64.93	6	50.79	59	131.62
INB	0	0.00	0	0.00	0	0.00	0	0.00	0	0.00	2	1.80	0	0.00	2	1.80
IIB	0	0.00	0	0.00	0	0.00	0	0.00	0	0.00	0	0.00	0	0.00	0	0.00
IOB	7	2.23	6	13.01	3	21.45	16	36.69	26	15.20	47	99.61	7	50.19	80	165.00
PNB	26	12.55	2	5.00	0	0.00	28	17.55	175	84.55	3	7.04	5	15.00	183	106.59
PSB	3	0.75	1	5.00	0	0.00	4	5.75	33	16.75	1	5.00	2	20.00	36	41.75
SBI	101	35.90	91	289.29	69	579.72	261	904.91	2150	918.25	1352	2949.49	256	2043.75	3758	5911.49
SYB	1	0.20	3	8.00	0	0.00	4	8.20	26	12.20	53	188.00	0	0.00	79	200.20
UBI	130	57.37	82	136.08	6	41.40	218	234.85	1132	430.78	264	553.63	36	264.30	1432	1248.71
UCO	51	22.30	34	86.25	1	10.00	86	118.55	238	77.45	45	104.00	2	20.00	285	201.45
UOB	4	1.90	70	89.00	1	7.00	75	97.90	11	5.50	43	51.38	1	7.30	55	64.18
VJB	22	14.60	5	9.15	0	0.00	27	23.75	160	73.96	19	47.81	0	0.00	179	121.77
YES	0	0.00	0	0.00	0	0.00	0	0.00	0	0.00	0	0.00	0	0.00	0	0.00
<b>ASCB_TOL</b>	<b>2395</b>	<b>748.50</b>	<b>414</b>	<b>850.63</b>	<b>90</b>	<b>735.55</b>	<b>2899</b>	<b>2334.68</b>	<b>5714</b>	<b>2337.84</b>	<b>2088</b>	<b>4766.08</b>	<b>353</b>	<b>2782.19</b>	<b>8155</b>	<b>9886.11</b>
MRB	1004	354.64	790	1052.08	45	256.07	1839	1662.79	3803	1321.71	1356	2005.47	84	602.17	5243	3929.35
<b>RRB_TOL</b>	<b>1004</b>	<b>354.64</b>	<b>790</b>	<b>1052.08</b>	<b>45</b>	<b>256.07</b>	<b>1839</b>	<b>1662.79</b>	<b>3803</b>	<b>1321.71</b>	<b>1356</b>	<b>2005.47</b>	<b>84</b>	<b>602.17</b>	<b>5243</b>	<b>3929.35</b>
IUCB	0	0.00	0	0.00	0	0.00	0	0.00	0	0.00	0	0.00	0	0.00	0	0.00
MSCB	0	0.00	0	0.00	0	0.00	0	0.00	0	0.00	3	7.50	0	0.00	3	7.50
MPCB	0	0.00	0	0.00	0	0.00	0	0.00	108	38.34	173	216.08	5	33.32	286	287.74
MWCB	0	0.00	0	0.00	0	0.00	0	0.00	0	0.00	0	0.00	0	0.00	0	0.00
<b>CO-OP_TOL</b>	<b>0</b>	<b>0.00</b>	<b>0</b>	<b>0.00</b>	<b>0</b>	<b>0.00</b>	<b>0</b>	<b>0.00</b>	<b>108</b>	<b>38.34</b>	<b>176</b>	<b>223.58</b>	<b>5</b>	<b>33.32</b>	<b>289</b>	<b>295.24</b>
<b>TOTAL</b>	<b>3399</b>	<b>1103.14</b>	<b>1204</b>	<b>1902.71</b>	<b>135</b>	<b>991.62</b>	<b>4738</b>	<b>3997.47</b>	<b>9625</b>	<b>3697.89</b>	<b>3620</b>	<b>6995.13</b>	<b>442</b>	<b>3417.68</b>	<b>13687</b>	<b>14110.70</b>

## **PRADHAN MANTRI SOCIAL SECURITY SCHEMES**

AS ON 31.12.2017

BANK	CURRENT FINANCIAL YEAR			CUMULATIVE POSITION		
	No. of Enrolment Under			No. of Enrolment Under		
	PMJJBY	PMSBY	APY	PMJJBY	PMSBY	APY
ALB	1127	343	63	1488	1084	71
AXB	0	2	10	246	728	257
BAND	0	0	0	0	0	0
BOB	54	4362	789	1350	5890	825
BOI	1448	605	454	1750	4180	490
BOM	6	107	0	136	300	300
CNB	7	19	9	1037	1457	58
CBI	433	585	44	844	1156	44
DNB	84	66	5	133	102	5
HDF	200	271	38	601	977	77
ICI	0	0	0	113	324	35
IDB	0	0	0	392	756	38
INB	0	0	0	8	16	0
IIB	0	1	0	42	377	0
IOB	2237	2505	32	2760	3762	57
PNB	21	1	1	823	971	131
PSB	0	0	0	3582	3572	198
SBI	8824	18810	1964	23862	51762	3873
SYB	0	0	0	156	2001	19
UBI	27915	28749	121	33363	37598	663
UCO	40	0	116	4069	5140	276
UOB	8	7	2	213	319	26
VJB	0	0	18	758	818	29
YES	0	0	0	0	0	0
MRB	127	33891	201	10734	69876	765
IUCB	21	0	0	21	78	0
MSCB	41	75	0	345	1133	192
MPCB	0	0	0	0	0	0
MWCB	0	0	0	0	0	0
<b>TOTAL</b>	<b>42593</b>	<b>90399</b>	<b>3867</b>	<b>88826</b>	<b>194377</b>	<b>8429</b>

**Committee on Financial Sector Plan (CFSP)  
Progress Report as on 31.12.2017**

The status reports as on December'17 received from 16 districts are given below.

SI No	Name of district	Lead Bank Allotted to	No. of villages	No. of house – holds	No. of house holds covered by opening bank accounts (No. of accounts opened)	No. of KCC issued
1	Thoubal	State Bank of India	128	85295	435679	9156
2	Kakching					1103
3	Chandel					1554
4	Tengnoupal		447	29097	84148	1133
5	Churachandpur					4359
6	Pherzawl					0
7	Senapati		934	34487	198668	5552
8	Kangpokpi					2683
9	Imphal West					21670
10	Imphal East	United Bank of India	195	91806	225610	7480
11	Jiribam					54
12	Bishnupur		48	44891	261962	8088
13	Tamenglong					134
14	Noney					17
15	Ukhrul		198	35790	129343	589
16	Kamjong					0
	<b>TOTAL</b>		<b>2884</b>	<b>507152</b>	<b>2568254</b>	63572

**CREDIT FLOW TO THE MEMBERS OF MINORITY COMMUNITIES.**

The Government of India, Ministry of Minority Affairs, has notified the following as minority communities:

(i) Muslims (ii) Christians (iii) Sikhs (iv) Buddhist (v) Zoroastrians

Manipur state has 9 revenue districts, out of these the following 6 districts having minority concentration namely: (1) Senapati (2) Kangpokpi (3) Ukhrul (4) Kamjong (5) Chandel (6) Tengnoupal (7) Churachandpur (8) Pherzawl (9) Tamenglong (10) Noney (11) Thoubal and (Kakching).

The status reports received from the 12 districts of the state as on 31.12.2017 are as follows.

District	Muslims		Christians		Total		% to P.S. Advance
	No.	Amt.	No.	Amt.	No.	Amt.	
Thoubal	576	692.42	80	177.11	657	869.53	9
Kakching	11	94.29	51	94.95	62	189.24	3
Chandel	4	16.11	343	1288.99	347	1305.10	64
Tengnoupal	4	10.59	322	918.34	325	928.93	53
Churachandpur	27	97.08	19567	10805.40	19594	10902.49	68
Pherzawl	0	0.00	0	0.00	0	0.00	0
Senapati	0	0.00	3242	5970.90	3242	5970.90	73
Kangpokpi	0	0.00	883	2038.80	883	2038.80	45
Tamenglong	0	0.00	0	0.00	0	0.00	0
Noney	0	0.00	104	103.53	104	103.53	31
Ukhrul	0	0.00	52	123.26	52	123.26	4
Kamjong	0	0.00	125	69.06	125	69.06	80

**REVIEW OF PROGRESS ON FINANCING SELF HELP GROUPS (SHGs)**  
**SELF HELP GROUPS (SHGs)**

- Nos. of SHGs formed in the States since 1.4.2000 is 30672 and during the current year 1733 SHGs have been formed.
- No of SHGs which have taken up economic activities is 27193

**Progress during 2017-18**

(Disbursement from 01.04.2017 to 31.03.2018)

<b>Target</b> (Amt. ` in lakhs)	Rs. 238.30
<b>Achievement</b> (Amt. ` in lakhs)	Rs. 170.83

**DISTRICTWISE POSITION OF SELF HELP GROUPS  
 IN MANIPUR (STATE) AS ON 31.12.2017**

SI No	District	No of SHGs formed	No of women SHGs	No of SHGs taken up economic activities
1	Thoubal	5486	5113	4729
2	Kakching	484	453	340
3	Chandel	773	696	382
4	Tengnoupal	790	712	816
5	Churachandpur	2324	2190	1965
6	Pherzawl	0	0	0
7	Senapati	3381	3260	2986
8	Kangpokpi	514	495	454
9	Imphal West	7299	6351	6437
10	Imphal East	3413	3092	3075
11	Jiribam	10	0	0
12	Bishnupur	3469	3070	3439
13	Tamenglong	595	482	515
14	Noney	501	405	453
15	Ukhrul	1625	1489	1596
16	Kamjong	8	7	8
<b>TOTAL</b>		<b>30672</b>	<b>27816</b>	<b>27193</b>

**FINANCE MADE TO SELF HELP GROUPS IN LAST TWO YEARS AND  
 CURRENT FINANCIAL YEAR**

	April 15 to Dec'15	April 16 to Dec'16	April'17 to Dec'17
No of SHGs	590	100	184
No of Members	11210	1900	3496
Bank loan (Rs in Cr)	1.76	0.92	1.71
Per group loan (Rs. in thousand)	30	19	92.84
Per member loan (Rs. in thousand)	1.57	4.83	4.89
Growth Rate (%) (In Nos.)	-5.60	-83.05	84

### Progress under SHG Bank Linkage during the Financial Year (2017-18)

As. on 31.12.2017

SI No	Name of the district	SHG Deposit Linkage
		Deposit Linkage during the year
1	Thoubal	418
2	Kakching	146
3	Chandel	0
4	Tengnoupal	68
5	Churachandpur	3
6	Pherzwal	0
7	Senapati	7
8	Kangpokpi	0
9	Imphal West	309
10	Imphal East	406
11	Jiribam	0
12	Bishnupur	299
13	Tamenglong	0
14	Noney	71
15	Ukhrul	6
16	Kamjong	0
<b>Total</b>		<b>1733</b>

Bank wise SHG Performance is placed on page nos. 22 & 23 of this Booklet.

### Progress in Rural Self-Employment Training Institute (RSETI): Churachandpur

As on 31.12.2017

Name of Bank/ F I	State Bank of India	
District	Churachandpur	
Training Programme	Current Financial Year	Cumulative
No. of Training Programme	14	83
No. of Trainee	340	1642
<b>Settlement</b>	<b>No.</b>	<b>No.</b>
With Bank Finance	43	146
With Self Finance	132	440
Wage Employment	0	31
Total Settlement	175	617
<b>Settlement %</b>	<b>51%</b>	<b>38%</b>

**BANKING PROFILE**

Convenor: State Bank of India

**Current Quarter**

As on 31.12.2017

Amount` in lakhs

Sl. No.	Profile	Comm. Banks	RRBs	Co-op Banks	SUB TOTAL	NEDFi, SIDB, RIDF & IPPB	Total
1	Branch Network	149	24	20	193	59	252
2	Aggregate Deposit	689793.47	24185.39	39437.01	753415.87	NA	753415.87
3	Aggregate Advances	371343.00	12334.73	29263.36	412941.09	39824.66	452765.75
4	C:D Ratio (Avg)	54	51	74	55	NA	60
5	Priority Sec. Adv.	189165.41	11617.64	21987.01	222770.06	39824.66	262594.72
	% to Agg. Adv.	51	94	75	54	100	58
6	Adv. to Agri.	34814.19	4460.50	6484.40	45759.09	NA	45759.09
	% to Agg Adv.	9	36	22	11	NA	10
7	Adv. MSME sec.	58570.16	6207.51	4637.89	69415.56	NA	69415.56
	% to Agg. Adv.	16	50	16	17	NA	15
8	Adv. Education	3325.55	4.92	5.71	3336.18	NA	3336.18
	% to Agg. Adv.	1	0	0	1	NA	1
9	Adv. Housing	60042.03	876.02	1851.88	62769.93	NA	62769.93
	% to Agg. Adv.	16	7	6	15	NA	14
10	Adv. Other Prio	31853.53	68.69	9007.13	40929.35	39824.66	80754.01
	% to Agg. Adv.	9	1	31	10	100	18
11	Recovery % of Priority Sec. Adv.	91	97	54	68	NA	68
12	Overdue % of Priority Sec Adv.	9	3	46	32	NA	32

**BANKING PROFILE**

Convenor: State Bank of India

**Previous Quarter**

As on 30.09.2017

Amount` in lakhs

Sl. No.	Profile	Comm. Banks	RRBs	Co-op Banks	SUB TOTAL	NEDFi, SIDB, RIDF & IPPB	Total
1	Branch Network	145	22	20	187	59	246
2	Aggregate Deposit	675474.2	24928.31	42221.95	742624.46	NA	472624.46
3	Aggregate Advances	349317.17	11657.29	31478.38	392452.84	38605.10	431057.94
4	C:D Ratio (Avg)	52	47	75	53	NA	58
5	Priority Sec. Adv.	176261.29	10995.61	26624.81	213881.71	38605.10	252486.81
	% to Agg. Adv.	50	94	85	54	100	59
6	Adv. to Agri.	33660.25	4274.32	6608.37	44542.94	NA	44542.94
	% to Agg Adv.	10	37	21	13	NA	10
7	Adv. MSME sec.	54019.66	5714.76	4445.14	64179.56	NA	64179.56
	% to Agg. Adv.	15	49	14	16	NA	15
8	Adv. Education	3290.78	2.68	5.86	3299.32	NA	3299.32
	% to Agg. Adv.	1	0	0	1	NA	1
9	Adv. Housing	56227.71	855.91	5984.36	63067.98	NA	63067.98
	% to Agg. Adv.	16	8	19	16	NA	15
10	Adv. Other Prio	28517.67	147.94	9581.08	38246.69	38605.10	76851.79
	% to Agg. Adv.	8	1	30	10	100	18
11	Recovery % of Priority Sec. Adv.	86	95	40	54	NA	54
12	Overdue % of Priority Sec Adv.	14	5	60	46	NA	46

**DISTRICTWISE DISTRIBUTION OF BANK BRANCHES IN THE STATE**

Sl. No.	District	As on 31.12.2017				Commercial Banks	Regional Rural Banks	Dist. Co-op Banks	Total
		Rural	Semi-Urban	Urban	Total				
1	Thoubal	3	11	0	14	9	4	1	14
2	Kakching	0	7	0	7	5	1	1	7
3	Chandel	3	0	0	3	3	0	0	3
4	Tengnoupal	3	4	0	7	6	1	0	7
5	Churhandpur	16	0	0	16	14	1	1	16
6	Pherzawl	1	0	0	1	1	0	0	1
7	Senapati	12	0	0	12	12	0	0	12
8	Kangpokpi	8	0	0	8	6	1	1	8
9	Imphal West	7	1	56	64	51	6	7	64
10	Imphal East	13	0	18	31	23	4	4	31
11	Jiribam	1	0	0	1	1	0	0	1
12	Bishnupur	3	13	0	16	10	3	3	16
13	Tamenglong	0	3	0	3	2	0	1	3
14	Noney	3	0	0	3	1	2	0	3
15	Ukhrul	1	5	0	6	4	1	1	6
16	Kamjong	1	0	0	1	1	0	0	1
	<b>TOTAL</b>	<b>75</b>	<b>44</b>	<b>74</b>	<b>193</b>	<b>149</b>	<b>24</b>	<b>20</b>	<b>193</b>
	<b>NEDFI, SIDB &amp; RIDF</b>	<b>3 branches</b>			<b>196</b>	<b>3 branches</b>			<b>196</b>
	<b>POST OFFICE</b>	<b>56 branches</b>			<b>252</b>	<b>56 branches</b>			<b>252</b>

## BRANCH NETWORK

As on 31.12.2017

SI.No.	Name of the Bank	Rural	Semi-urban	Urban	Total
1	ALB	2	1	1	4
2	AXB	1	3	4	8
3	BAND	-	-	1	1
4	BOB	5	0	1	6
5	BOI	2	1	1	4
6	BOM	-	-	1	1
7	CNB	1	1	2	4
8	CBI	3	2	4	9
9	DNB	-	-	1	1
10	HDF	3	1	3	7
11	ICI	1	1	6	8
12	IDB	1	-	1	2
13	IIB	-	-	2	2
14	IND	-	-	1	1
15	IOB	1	1	1	3
16	PNB	1	1	1	3
17	PSB	2	-	2	4
18	SBI	22	9	11	42
19	SYB	-	-	1	1
20	UBI	4	8	6	18
21	UCO	6	4	3	13
22	UOB	-	-	1	1
23	VJB	2	-	3	5
24	YES	-	-	1	1
	<b>ASCB_TOT</b>	<b>57</b>	<b>33</b>	<b>59</b>	<b>149</b>
25	MRB	14	4	6	24
	<b>RRB_TOT</b>	<b>14</b>	<b>4</b>	<b>6</b>	<b>24</b>
26	IUCB	1	-	7	8
27	MSCB	3	6	1	10
28	MPCB	-	1	-	1
29	MWCB	-	-	1	1
	<b>CO-OP-TOT</b>	<b>4</b>	<b>7</b>	<b>9</b>	<b>20</b>
	<b>SUB-TOTAL</b>	<b>75</b>	<b>44</b>	<b>74</b>	<b>193</b>
	<b>NEDFI, SIDB &amp; RIDF</b>		<b>3 branches</b>		<b>3</b>
	<b>TOTAL</b>	<b>75</b>	<b>44</b>	<b>74</b>	<b>196</b>
	<b>POST OFFICE</b>		<b>56 branches</b>		<b>252</b>



## DISTRICT WISE BANK WISE BRANCH NETWORK

As on 31.12.2017

Sl. No.	Bank	Imphal West	Imphal East	Jiribam	Thoubal	Kakching	Bish-nupur	Chan-del	Tengnoupal	Chura-chandpur	Pherzawl	Tameng-long	Noney	Sena-pati	Kangpokpi	Ukhrul	Kamjong	Total
1	ALB	1	1			1									1			4
2	AXB	2	2			1	1		1	1								8
3	BAND	1																1
4	BOB	4	1						1									6
5	BOI	1	1		1									1				4
6	BOM	1																1
7	CNB	1	1		1					1								4
8	CBI	2	2		1		1			2				1				9
9	DNB	1																1
10	HDF	2	2		1					1				1				7
11	ICI	4	2		1					1								8
12	IDB	1								1								2
13	IIB	2																2
14	IND	1																1
15	IOB	1			1										1			3
16	PNB	1	1		1													3
17	PSB	1	3															4
18	SBI	12	3		1	1	4	2	2	4	1		1	6	3	1	1	42
19	SYB	1																1
20	UBI	4	2	1	1	1	1		1	1		2		2		2		18
21	UCO	2	2			1	3	1	1	1				1		1		12
22	UOB	1																1
23	VJB	3								1					1			5
24	YES	1																1
<b>ASCB TOTAL</b>		<b>51</b>	<b>23</b>	<b>1</b>	<b>9</b>	<b>5</b>	<b>10</b>	<b>3</b>	<b>6</b>	<b>14</b>	<b>1</b>	<b>2</b>	<b>1</b>	<b>12</b>	<b>6</b>	<b>4</b>	<b>1</b>	<b>149</b>
25	MRB	6	4		4	1	3		1	1			2		1	1		24
<b>RRB TOTAL</b>		<b>6</b>	<b>4</b>		<b>4</b>	<b>1</b>	<b>3</b>		<b>1</b>	<b>1</b>			<b>2</b>		<b>1</b>	<b>1</b>		<b>24*</b>
26	IUCB	5	3															8
27	MSCB	1	1		1	1	2			1		1			1	1		10
28	MPCB						1											1
29	MWCB	1																1
<b>CO-OP TOTAL</b>		<b>7</b>	<b>4</b>		<b>1</b>	<b>1</b>	<b>3</b>			<b>1</b>		<b>1</b>			<b>1</b>	<b>1</b>		<b>20</b>
<b>TOTAL</b>		<b>64</b>	<b>31</b>	<b>1</b>	<b>14</b>	<b>7</b>	<b>16</b>	<b>3</b>	<b>7</b>	<b>16</b>	<b>1</b>	<b>3</b>	<b>3</b>	<b>12</b>	<b>8</b>	<b>6</b>	<b>1</b>	<b>193</b>
<b>NEDFI, SIDB &amp; RIDF</b>		<b>3 branches</b>																<b>196</b>
<b>POST OFFICE</b>		<b>56 branches</b>																<b>252</b>

\* Non-functioning branches of MRB  
Kangpokpi (1) and Noney (1)

## DISTRICT WISE BANKING KEY INDICATORS AS ON 31.12.2017

Amt. ` in lakhs

Sl. NO.	District	Deposit	Advance	CD ratio Norm 60%	KCC Sanctioned	% of Agri. Adv to NBC 18%	Total Priority Sector Advances	% of PS Advance to NBC Norm 40%
1	Thoubal	22176.68	18708.22	84	4337.80	20	9869.84	53
2	Kakching	9127.30	10299.80	113	563.09	17	6951.42	67
3	Chandel	6993.70	7557.36	108	563.54	3	2047.03	27
4	Tengnoupal	6813.32	6513.23	96	662.02	14	1748.24	27
5	Churachandpur	48057.04	31965.46	67	10299.04	13	16078.58	50
6	Pherzawl	23.00	0.00	0	0.00	0	0.00	0
7	Senapati	21188.64	19924.91	94	3675.83	8	8229.26	41
8	Kangpokpi	11504.75	11756.25	102	664.88	18	4506.79	38
9	Imphal West	504111.62	235749.16	47	11162.12	8	129675.09	55
10	Imphal East	71782.83	44132.51	61	2635.79	14	25777.53	58
11	Jiribam	3407.00	485.00	14	14.55	39	368.66	76
12	Bishnupur	19010.79	16188.51	85	2840.37	24	11374.34	70
13	Tamenglong	9865.74	2749.89	28	12.55	33	2490.68	91
14	Noney	1439.77	860.19	60	5.97	7	337.98	39
15	Ukhrul	17287.69	5435.36	31	132.96	16	3228.29	59
16	Kamjong	626.00	615.24	98	0.00	0	86.33	14
<b>Total</b>		<b>753415.87</b>	<b>412941.09</b>	<b>55</b>	<b>37570.51</b>	<b>11</b>	<b>222770.06</b>	<b>54</b>
<b>NEDFI, SIDBI &amp; RIDF</b>		<b>0.00</b>	<b>39824.66</b>	<b>NA</b>	<b>NA</b>	<b>NA</b>	<b>39824.66</b>	<b>100</b>
<b>GRAND TOTAL</b>		<b>753415.87</b>	<b>452765.75</b>	<b>60</b>	<b>37570.51</b>	<b>0</b>	<b>262594.72</b>	<b>58</b>

## BANKWISE BANKING KEY INDICATORS AS ON 31.12.2017

Amt. ` in lakhs

Sl. No.	Bank	Deposit	Advance	CD ratio Norm 60%	KCC Sanctioned	% of Agri. Adv to NBC 18%	Total Priority Sector Advances	% of PS Advance to NBC Norm 40%
<b>Commercial Banks</b>								
1	ALB	11590.12	6341.00	55	213.21	23	4541.25	72
2	AXB	47141.89	23513.04	50	0.00	11	13027.81	55
3	BAND	2362.57	1052.44	45	0.00	19	1045.51	99
4	BOB	31112.00	5330.00	17	173.97	7	2038.12	38
5	BOI	6673.37	5425.56	81	65.65	6	3938.16	73
6	BOM	2487.45	1727.01	69	0.00	0	1006.09	58
7	CNB	5257.78	4671.88	89	203.16	13	2957.05	63
8	CBI	16296.69	10990.32	67	816.29	12	7509.34	68
9	DNB	57.60	113.67	197	0.00	0	40.83	36
10	HDF	19060.77	11465.45	60	8956.30	13	3437.13	30
11	ICI	12888.45	5975.21	46	2499.42	83	5320.91	89
12	IDB	4726.00	2708.60	57	390.02	29	2316.61	86
13	INB	87.05	41.41	48	0.00	0	0.00	0
14	IIB	2332.07	6.08	0	0.00	0	0.00	0
15	IOB	10185.09	2843.54	28	187.50	7	2122.66	75
16	PNB	12914.34	8662.58	67	4848.61	68	7813.80	90
17	PSB	15205.87	5871.20	39	75.85	2	4964.00	85
18	SBI	332826.00	199104.18	60	13099.64	3	68138.44	34
19	SYB	1332.00	1405.40	106	0.00	2	695.40	49
20	UBI	121479.64	57503.38	47	1088.17	11	45620.97	79
21	UCO	21473.86	12142.90	57	297.45	10	9895.51	81
22	UOB	1021.75	935.45	92	0.00	0	222.32	24
23	VJB	9649.11	3245.70	34	37.23	4	2250.50	69
24	YES	1632.00	267.00	16	0.00	0	263.00	99
<b>Sub-Total</b>		<b>689793.47</b>	<b>371343.00</b>	<b>54</b>	<b>32952.47</b>	<b>9</b>	<b>189165.41</b>	<b>51</b>
<b>Regional Rural Banks</b>								
25	MRB	24185.39	12334.73	51	4179.39	36	11617.64	94
<b>Sub-Total</b>		<b>24185.39</b>	<b>12334.73</b>	<b>51</b>	<b>4179.39</b>	<b>36</b>	<b>11617.64</b>	<b>94</b>
<b>Co-Op Banks</b>								
26	IUCB	25502.85	12350.22	48	0.00	1	9466.31	77
27	MSCB	12186.48	15892.06	130	128.28	38	11656.30	73
28	MPCB	480.47	304.68	63	306.47	67	288.12	95
29	MWCB	1267.21	716.40	57	3.90	20	576.28	80
<b>Sub-Total</b>		<b>39437.01</b>	<b>29263.36</b>	<b>74</b>	<b>438.65</b>	<b>22</b>	<b>21987.01</b>	<b>75</b>
<b>Total</b>		<b>753415.87</b>	<b>412941.09</b>	<b>55</b>	<b>37570.51</b>	<b>11</b>	<b>222770.06</b>	<b>54</b>
<b>NEDFI, SIDBI &amp; RIDF</b>		<b>0.00</b>	<b>39824.66</b>	<b>NA</b>	<b>NA</b>	<b>NA</b>	<b>39824.66</b>	<b>100</b>
<b>GRAND TOTAL</b>		<b>753415.87</b>	<b>452765.75</b>	<b>60</b>	<b>37570.51</b>	<b>11</b>	<b>262594.72</b>	<b>58</b>

**LAST THREE YEARS COMPARATIVE STATEMENT OF BANKING KEY INDICATORS IN MANIPUR STATE**

Amt. ` in Crore

SI No	Particulars	As on Dec'15	As on Dec'16	As on Dec'17
1	Total no of branches	177	190	193
	Rural	81	47	75
	Semi-Urban	46	77	44
	Urban	47	63	74
	NEDFI, SIDBI & RIDF	3	3	3
2	Deposits	5518.59	7750.09	7534.16
3	Net Bank Credit (NBC)	2698.88	3210.92	4129.41
4	C.D. ratio (60%)	49	43	55
5	P.S. Advance (NBC)	1821.34	2064.50	2227.70
6	% of P.S. Adv to NBC (40%)	67	64	54
A	Agl. Loans	418.79	465.47	457.59
	% of Agri Adv to NBC	16	14	11
B	MSME	(SSI) 348.23	(SSI) 350.08	694.16
	% of MSME to NBC	(SSI) 13	(SSI) 11	17
C	Transport Operators	37.53	44.71	39.39
E	Education Loans	40.53	37.43	33.36
F	Housing Loans	393.61	478.32	627.70
G	Social Infrastructure	0.00	0.00	4.33
H	Renewable Energy	0.00	0.97	1.27
I	Other Priority Sector	733.20	620.19	409.29
7	Performance under ACP	832.90	763.62	1142.13
i	Agl. & Allied Activities Target (annual)	589.41	294.62	652.00
ii	Agl. & Allied Activities achievement	119.62	96.32	119.32
iii	% of achievement	20	33	18
i	MSME Artisans Target(annual)	(SSI) 171.52	(SSI) 164.90	432.81
ii	MSME Artisans Achieved.	(SSI) 52.21	(SSI) 42.63	205.36
iii	% of achievement	(SSI) 30	(SSI) 26	47
i	Education Loan Target (annual)	39.70	26.87	36.71
ii	Education Loan achievement	4.21	3.99	5.12
iii	% of achievement	11	15	14
i	Housing Loan Target (annual)	131.67	146.74	153.94
ii	Housing Loan achievement	83.77	96.89	140.86
iii	% of achievement	64	66	92
i	Social Infrastructure Target (annual)	0.00	4.74	12.64
ii	Social Infrastructure achievement	0.00	0.00	5.26
iii	% of achievement	0	0	42
i	Renewable Energy Target (annual)	0.00	11.68	4.94
ii	Renewable Energy achievement	0.00	0.23	0.42
iii	% of achievement	0	2	9
i	Other Priority Sector Target(annual)	296.79	298.51	28.23
ii	Other Priority Sector Achiv.	164.73	106.68	21.37
iii	% of achievement	56	36	76
A	Total ACP Target (annual)	1528.89	1368.64	1706.20
B	Total ACP Performance	832.90	763.62	1142.13
C	% of achievement	54	56	67
8	NRLM Credit Target amt in Crs(annual)	0	0	0
	NRLM Achievement amt in Crs	0	0	0
	% of achievement	0	0	0
9	PMEGP Annual Target (Nos)	3000	2304	5379
	PMEGP Achievement (Nos)	0	462	397
	% of Achievement	0	20	7
	Amount in Rs Cr	0	20.55	13.90

## SEGREGATION OF ADVANCES

As on 31.12.2017

Amt. ` in lakhs

Bank	Non-Priority		Priority	Total	Weaker	Agl	PSA to	WSA to	AGL to
	Total O/s	NPA	Sector	Advance	Section	O/s	T. Adv (%)	PSA (%)	T. Adv (%)
ALB	1799.75	0.00	4541.25	6341.00	0.00	1463.66	72	0	23
AXB	10485.23	0.00	13027.81	23513.04	0.00	2556.04	55	0	11
BAND	6.93	0.00	1045.51	1052.44	0.00	195.04	99	0	19
BOB	3291.88	0.00	2038.12	5330.00	0.00	368.00	38	0	7
BOI	1487.40	0.00	3938.16	5425.56	0.00	307.36	73	0	6
BOM	720.92	50.71	1006.09	1727.01	0.00	8.20	58	0	0
CNB	1714.83	83.50	2957.05	4671.88	0.94	607.09	63	0	13
CBI	3480.98	73.20	7509.34	10990.32	0.00	1308.41	68	0	12
DNB	72.84	0.00	40.83	113.67	0.00	0.00	36	0	0
HDF	8028.32	51.96	3437.13	11465.45	21.59	1537.75	30	1	13
ICI	654.30	0.00	5320.91	5975.21	0.00	4983.43	89	0	83
IDB	391.99	4.59	2316.61	2708.60	0.00	798.48	86	0	29
INB	41.41	0.00	0.00	41.41	0.00	0.00	0	0	0
IIB	6.08	0.00	0.00	6.08	0.00	0.00	0	0	0
IOB	720.88	2.31	2122.66	2843.54	87.96	188.72	75	4	7
PNB	848.78	3.60	7813.80	8662.58	0.00	5881.64	90	0	68
PSB	907.20	43.00	4964.00	5871.20	0.00	121.00	85	0	2
SBI	130965.74	2896.27	68138.44	199104.18	8982.64	6793.54	34	13	3
SYB	710.00	86.46	695.40	1405.40	0.00	26.72	49	0	2
UBI	11882.41	111.65	45620.97	57503.38	2548.00	6326.51	79	6	11
UCO	2247.39	0.00	9895.51	12142.90	0.00	1214.05	81	0	10
UOB	713.13	0.00	222.32	935.45	0.00	0.63	24	0	0
VJB	995.20	8.00	2250.50	3245.70	0.00	127.92	69	0	4
YES	4.00	0.00	263.00	267.00	0.00	0.00	99	0	0
<b>ASCB_TOL</b>	<b>182177.59</b>	<b>3415.25</b>	<b>189165.41</b>	<b>371343.00</b>	<b>11641.13</b>	<b>34814.19</b>	<b>51</b>	<b>6</b>	<b>9</b>
MRB	717.09	18.08	11617.64	12334.73	675.18	4460.50	94	6	36
<b>RRB_TOL</b>	<b>717.09</b>	<b>18.08</b>	<b>11617.64</b>	<b>12334.73</b>	<b>675.18</b>	<b>4460.50</b>	<b>94</b>	<b>6</b>	<b>36</b>
IUCB	2883.91	121.16	9466.31	12350.22	0.00	73.60	77	0	1
MSCB	4235.76	3709.98	11656.30	15892.06	0.71	6061.45	73	0	38
MPCB	16.56	0.00	288.12	304.68	256.56	205.34	95	89	67
MWCB	140.12	0.00	576.28	716.40	0.00	144.01	80	0	20
<b>CO-OP_TOL</b>	<b>7276.35</b>	<b>3831.14</b>	<b>21987.01</b>	<b>29263.36</b>	<b>257.27</b>	<b>6484.40</b>	<b>75</b>	<b>1</b>	<b>22</b>
<b>TOTAL</b>	<b>190171.03</b>	<b>7264.47</b>	<b>222770.06</b>	<b>412941.09</b>	<b>12573.58</b>	<b>45759.09</b>	<b>54</b>	<b>6</b>	<b>11</b>
<b>NEDFI, SIDBI &amp; RIDF</b>	<b>0.00</b>	<b>0.00</b>	<b>39824.66</b>	<b>39824.66</b>	<b>0.00</b>	<b>0.00</b>	<b>100</b>	<b>NA</b>	<b>NA</b>
<b>GRAND TOTAL</b>	<b>190171.03</b>	<b>7264.47</b>	<b>262594.72</b>	<b>452765.75</b>	<b>12573.58</b>	<b>45759.09</b>	<b>58</b>	<b>5</b>	<b>10</b>

## ANALYSIS OF PRIORITY SECTOR ADVANCES

As on 31.12.2017

Amt. ` in lakhs

SL. NO.	BANK	TOTAL O/S		DEMAND RAISED	RECOVERY		OVERDUE		GROSS NPA		NEW LOANS
		AC	AMT		AMT	%	AMT	%	AMT	%	
1	ALB	824	4541.25	468.90	261.90	56	207.00	44	184.33	4	961.63
2	AXB	2746	13027.81	14.33	14.33	100	0.00	0	0.00	0	601.23
3	BAND	5874	1045.51	0.00	0.00	0	0.00	0	0.00	0	848.74
4	BOB	0	2038.12	0.00	0.00	0	0.00	0	0.00	0	1110.34
5	BOI	1337	3938.16	34.24	15.36	45	18.88	55	14.86	0	3140.30
6	BOM	122	1006.09	11.77	0.00	0	11.77	100	19.04	2	183.40
7	CNB	1608	2957.05	160.34	94.00	59	66.34	41	340.86	12	607.60
8	CBI	2337	7509.34	1033.98	994.91	96	39.07	4	971.05	13	853.60
9	DNB	16	40.83	0.11	0.08	73	0.03	27	0.00	0	86.08
10	HDF	1556	3437.13	175.10	175.10	100	0.00	0	34.03	1	967.50
11	ICI	4362	5320.91	0.00	0.00	0	0.00	0	0.00	0	4885.15
12	IDB	1515	2316.61	51.48	51.48	100	0.00	0	511.56	22	301.96
13	INB	0	0.00	0.00	0.00	0	0.00	0	0.00	0	13.82
14	IIB	0	0.00	0.00	0.00	0	0.00	0	0.00	0	0.00
15	IOB	608	2122.66	18.57	18.39	99	0.18	1	33.12	2	691.19
16	PNB	7499	7813.80	90.00	30.92	34	59.08	66	296.90	4	1320.67
17	PSB	1273	4964.00	187.00	186.00	99	1.00	1	61.00	1	852.65
18	SBI	14950	68138.44	3463.65	3315.82	96	147.83	4	2649.00	4	21458.73
19	SYB	220	695.40	0.00	0.00	0	0.00	0	145.58	21	47.42
20	UBI	19569	45620.97	1288.98	1212.08	94	76.90	6	1740.63	4	4427.11
21	UCO	5753	9895.51	0.00	0.00	0	0.00	0	0.00	0	862.87
22	UOB	84	222.32	0.00	0.00	0	0.00	0	0.00	0	166.92
23	VJB	751	2250.50	22.15	8.87	40	13.28	60	37.24	2	875.57
24	YES	1	263.00	0.00	0.00	0	0.00	0	0.00	0	0.00
<b>ASCB_TOL</b>		<b>73005</b>	<b>189165.41</b>	<b>7020.60</b>	<b>6379.24</b>	<b>91</b>	<b>641.36</b>	<b>9</b>	<b>7039.20</b>	<b>4</b>	<b>45264.48</b>
25	MRB	19565	11617.64	1065.83	1029.07	97	36.76	3	805.88	7	3581.43
<b>RRB_TOL</b>		<b>19565</b>	<b>11617.64</b>	<b>1065.83</b>	<b>1029.07</b>	<b>97</b>	<b>36.76</b>	<b>3</b>	<b>805.88</b>	<b>7</b>	<b>3581.43</b>
26	IUCB	2454	9466.31	5856.75	1700.00	29	4156.75	71	6278.71	66	0.00
27	MSCB	11255	11656.30	7362.27	5456.84	74	1905.43	26	9922.80	85	414.76
28	MPCB	283	288.12	44.47	16.67	37	27.80	63	24.22	8	304.70
29	MWCB	317	576.28	92.50	82.54	89	9.96	11	19.50	3	177.28
<b>CO-OP_TOL</b>		<b>14309</b>	<b>21987.01</b>	<b>13355.99</b>	<b>7256.05</b>	<b>54</b>	<b>6099.94</b>	<b>46</b>	<b>16245.23</b>	<b>74</b>	<b>896.74</b>
<b>TOTAL</b>		<b>106879</b>	<b>222770.06</b>	<b>21442.42</b>	<b>14664.36</b>	<b>68</b>	<b>6778.06</b>	<b>32</b>	<b>24090.31</b>	<b>11</b>	<b>49742.65</b>
<b>NEDFI, SIDBI &amp; RIDF</b>			<b>39824.66</b>								
<b>GRAND TOTAL</b>		<b>106879</b>	<b>262594.72</b>	<b>21442.42</b>	<b>14664.36</b>	<b>68</b>	<b>6778.06</b>	<b>32</b>	<b>24090.31</b>	<b>9</b>	<b>49742.65</b>

## ANALYSIS OF PRIORITY SECTOR ADVANCES UNDER AGRICULTURE

As on 31.12.2017

Amt. ` in lakhs

Sl. No.	Banks	No. of A/c	Total OS	Demand Raised	Recovery		Overdues		Gross NPA		New Loans	% to total Advance
					Amount	%	Amount	%	Amount	%		
1	ALB	297	1463.66	184.90	48.07	26	136.83	74	47.00	3	229.57	23
2	AXB	1389	2556.04	14.12	0.00	0	14.12	100	0.00	0	240.22	11
3	BAND	1191	195.04	0.00	0.00	0	0.00	0	0.00	0	135.45	19
4	BOB	0	368.00	0.00	0.00	0	0.00	0	0.00	0	360.00	7
5	BOI	419	307.36	0.50	0.50	100	0.00	0	0.00	0	251.58	6
6	BOM	2	8.20	0.00	0.00	0	0.00	0	0.00	0	3.90	0
7	CNB	533	607.09	27.50	10.00	36	17.50	64	147.78	24	79.05	13
8	CBI	658	1308.41	108.32	33.71	31	74.61	69	29.51	2	359.48	12
9	DNB	0	0.00	0.00	0.00	0	0.00	0	0.00	0	0.00	0
10	HDF	932	1537.75	70.97	51.60	73	19.37	27	10.09	1	505.07	13
11	ICI	4336	4983.43	0.00	0.00	0	0.00	0	0.00	0	4478.68	83
12	IDB	1309	798.48	13.84	13.84	100	0.00	0	486.88	61	60.00	29
13	INB	0	0.00	0.00	0.00	0	0.00	0	0.00	0	0.00	0
14	IIB	0	0.00	0.00	0.00	0	0.00	0	0.00	0	0.00	0
15	IOB	171	188.72	2.25	1.59	71	0.66	29	14.31	8	123.26	7
16	PNB	6825	5881.64	25.20	4.20	17	21.00	83	30.60	1	365.63	68
17	PSB	125	121.00	5.00	2.50	50	2.50	50	4.00	3	15.40	2
18	SBI	4719	6793.54	1121.44	206.72	18	914.72	82	4921.76	72	1094.20	3
19	SYB	13	26.72	0.00	0.00	0	0.00	0	17.67	66	1.00	2
20	UBI	7017	6326.51	497.53	353.53	71	144.00	29	138.03	2	1162.76	11
21	UCO	1308	1214.05	0.00	0.00	0	0.00	0	0.00	0	213.99	10
22	UOB	1	0.63	0.00	0.00	0	0.00	0	0.00	0	0.00	0
23	VJB	121	127.92	2.75	0.00	0	2.75	100	0.69	1	110.25	4
24	YES	0	0.00	0.00	0.00	0	0.00	0	0.00	0	0.00	0
<b>ASCB_TOL</b>		<b>31366</b>	<b>34814.19</b>	<b>2074.32</b>	<b>726.26</b>	<b>35</b>	<b>1348.06</b>	<b>65</b>	<b>5848.32</b>	<b>17</b>	<b>9789.49</b>	<b>9</b>
25	MRB	12305	4460.50	350.76	260.38	74	90.38	26	215.60	5	1755.75	36
<b>RRB_TOL</b>		<b>12305</b>	<b>4460.50</b>	<b>350.76</b>	<b>260.38</b>	<b>74</b>	<b>90.38</b>	<b>26</b>	<b>215.60</b>	<b>5</b>	<b>1755.75</b>	<b>36</b>
26	IUCB	58	73.60	73.94	4.39	6	69.55	94	72.59	99	0.00	1
27	MSCB	6108	6061.45	3362.43	79.04	2	3283.39	98	5231.94	86	119.80	38
28	MPCB	186	205.34	4.52	3.60	80	0.92	20	0.00	0	205.34	67
29	MWCB	168	144.01	40.00	14.50	36	25.50	64	1.62	1	62.08	20
<b>CO-OP_TOL</b>		<b>6520</b>	<b>6484.40</b>	<b>3480.89</b>	<b>101.53</b>	<b>3</b>	<b>3379.36</b>	<b>97</b>	<b>5306.15</b>	<b>82</b>	<b>387.22</b>	<b>22</b>
<b>TOTAL</b>		<b>50191</b>	<b>45759.09</b>	<b>5905.97</b>	<b>1088.17</b>	<b>18</b>	<b>4817.80</b>	<b>82</b>	<b>11370.07</b>	<b>25</b>	<b>11932.46</b>	<b>11</b>
<b>LAST QUARTER DATA</b>												
<b>TOTAL</b>		<b>50573</b>	<b>44542.94</b>	<b>4721.64</b>	<b>1069.55</b>	<b>23</b>	<b>3652.09</b>	<b>77</b>	<b>11156.14</b>	<b>25</b>	<b>10087.97</b>	<b>11</b>

## ANALYSIS OF PRIORITY SECTOR ADVANCES UNDER MSME

As on 31.12.2017

Amt. ` in lakhs

Sl. No.	Banks	No. of A/c	Total OS	Demand Raised	Recovery		Overdues		Gross NPA		New Loans
					Amount	%	Amount	%	Amount	%	
1	ALB	186	1112.15	69.00	4.50	7	64.50	93	30.33	3	348.90
2	AXB	142	2586.34	0.21	0.01	5	0.20	95	0.00	0	258.93
3	BAND	4656	847.89	0.00	0.00	0	0.00	0	0.00	0	713.29
4	BOB	0	253.72	0.00	0.00	0	0.00	0	0.00	0	340.22
5	BOI	557	1300.51	0.00	0.00	0	0.00	0	14.86	1	1444.93
6	BOM	55	223.25	0.00	0.00	0	0.00	0	7.27	3	69.75
7	CNB	946	1481.00	25.50	5.29	21	20.21	79	133.00	9	340.76
8	CBI	1406	5215.64	879.71	137.62	16	742.09	84	880.42	17	406.89
9	DNB	14	37.04	0.08	0.00	0	0.08	100	0.00	0	55.00
10	HDF	553	1807.23	96.23	89.64	93	6.59	7	23.94	1	412.90
11	ICI	25	321.12	0.00	0.00	0	0.00	0	0.00	0	390.12
12	IDB	176	1162.01	32.16	32.16	100	0.00	0	24.68	2	148.52
13	INB	0	0.00	0.00	0.00	0	0.00	0	0.00	0	9.50
14	IIB	0	0.00	0.00	0.00	0	0.00	0	0.00	0	0.00
15	IOB	228	801.92	14.52	12.01	83	2.51	17	14.58	2	139.16
16	PNB	385	1035.09	2.60	0.00	0	2.60	100	203.00	20	615.16
17	PSB	773	2534.00	173.00	157.00	91	16.00	9	57.00	2	435.40
18	SBI	3815	23267.98	1891.08	318.92	17	1572.16	83	1586.45	7	11065.44
19	SYB	191	612.96	0.00	0.00	0	0.00	0	127.91	21	42.05
20	UBI	5019	11522.00	383.18	229.27	60	153.91	40	1376.57	12	634.54
21	UCO	772	1173.72	0.00	0.00	0	0.00	0	0.00	0	191.50
22	UOB	78	138.99	0.00	0.00	0	0.00	0	0.00	0	103.98
23	VJB	159	872.60	6.12	0.00	0	6.12	100	29.50	3	533.40
24	YES	1	263.00	0.00	0.00	0	0.00	0	0.00	0	0.00
<b>ASCB_TOL</b>		<b>20137</b>	<b>58570.16</b>	<b>3573.39</b>	<b>986.42</b>	<b>28</b>	<b>2586.97</b>	<b>72</b>	<b>4509.51</b>	<b>8</b>	<b>18700.34</b>
25	MRB	7057	6207.51	533.48	396.12	74	137.36	26	571.87	9	1693.40
<b>RRB_TOL</b>		<b>7057</b>	<b>6207.51</b>	<b>533.48</b>	<b>396.12</b>	<b>74</b>	<b>137.36</b>	<b>26</b>	<b>571.87</b>	<b>9</b>	<b>1693.40</b>
26	IUCB	222	1526.23	1136.14	156.53	14	979.61	86	979.61	64	0.00
27	MSCB	2806	2807.16	2082.80	43.23	2	2039.57	98	2311.53	82	101.06
28	MPCB	16	12.02	6.58	0.98	15	5.60	85	3.06	25	12.03
29	MWCB	66	292.48	20.00	13.50	68	6.50	33	7.80	3	0.00
<b>CO-OP_TOL</b>		<b>3110</b>	<b>4637.89</b>	<b>3245.52</b>	<b>214.24</b>	<b>7</b>	<b>3031.28</b>	<b>93</b>	<b>3302.00</b>	<b>71</b>	<b>113.09</b>
<b>TOTAL</b>		<b>30304</b>	<b>69415.56</b>	<b>7352.39</b>	<b>1596.78</b>	<b>22</b>	<b>5755.61</b>	<b>78</b>	<b>8383.38</b>	<b>12</b>	<b>20506.83</b>



## **ANALYSIS OF PRIORITY SECTOR ADVANCES UNDER EDUCATION**

As on 31.12.2017

Amt. ` in lakhs

Sl. No.	Banks	No. of A/c	Total OS	Demand Raised	Recovery		Overdues		Gross NPA		New Loans
					Amount	%	Amount	%	Amount	%	
1	ALB	18	97.00	2.00	1.00	50	1.00	50	1.00	1	20.00
2	AXB	6	30.61	0.00	0.00	0	0.00	0	0.00	0	0.00
3	BAND	0	0.00	0.00	0.00	0	0.00	0	0.00	0	0.00
4	BOB	0	91.00	0.00	0.00	0	0.00	0	0.00	0	60.00
5	BOI	14	32.23	0.00	0.00	0	0.00	0	0.00	0	42.48
6	BOM	7	28.16	0.00	0.00	0	0.00	0	0.00	0	18.40
7	CNB	35	140.63	24.20	17.00	70	7.20	30	0.00	0	80.40
8	CBI	67	178.71	16.50	1.92	12	14.58	88	27.85	16	22.43
9	DNB	2	3.79	0.03	0.00	0	0.03	100	0.00	0	5.88
10	HDF	1	4.17	0.00	0.00	0	0.00	0	0.00	0	0.00
11	ICI	0	0.00	0.00	0.00	0	0.00	0	0.00	0	0.00
12	IDB	5	22.25	0.29	0.29	100	0.00	0	0.00	0	4.00
13	INB	0	0.00	0.00	0.00	0	0.00	0	0.00	0	0.00
14	IIB	0	0.00	0.00	0.00	0	0.00	0	0.00	0	0.00
15	IOB	10	28.12	0.00	0.00	0	0.00	0	0.00	0	0.00
16	PNB	55	216.24	2.00	0.12	6	1.88	94	57.20	26	47.63
17	PSB	20	74.00	0.00	0.00	0	0.00	0	0.00	0	0.00
18	SBI	430	1822.60	84.43	19.86	24	64.57	76	64.57	4	162.47
19	SYB	12	23.56	0.00	0.00	0	0.00	0	0.00	0	4.37
20	UBI	90	321.79	5.00	3.80	76	1.20	24	13.73	4	29.90
21	UCO	46	181.56	0.00	0.00	0	0.00	0	0.00	0	0.00
22	UOB	0	0.00	0.00	0.00	0	0.00	0	0.00	0	0.00
23	VJB	32	29.13	1.96	0.00	0	1.96	100	0.00	0	1.50
24	YES	0	0.00	0.00	0.00	0	0.00	0	0.00	0	0.00
<b>ASCB_TOL</b>		<b>850</b>	<b>3325.55</b>	<b>136.41</b>	<b>43.99</b>	<b>32</b>	<b>92.42</b>	<b>68</b>	<b>164.35</b>	<b>5</b>	<b>499.46</b>
25	MRB	3	4.92	0.00	0.00	0	0.00	0	0.00	0	11.28
<b>RRB_TOL</b>		<b>3</b>	<b>4.92</b>	<b>0.00</b>	<b>0.00</b>	<b>0</b>	<b>0</b>	<b>0</b>	<b>0.00</b>	<b>0</b>	<b>11.28</b>
26	IUCB	1	2.00	2.00	0.00	0	2.00	100	2.00	100	0.00
27	MSCB	0	0.00	0.00	0.00	0	0.00	0	0.00	0	0.00
28	MPCB	3	1.21	1.21	0.14	12	1.07	88	0.73	60	1.21
29	MWCB	1	2.50	2.50	0.26	10	2.24	90	0.00	0	0.00
<b>CO-OP_TOL</b>		<b>5</b>	<b>5.71</b>	<b>5.71</b>	<b>0.40</b>	<b>7</b>	<b>5.31</b>	<b>93</b>	<b>2.73</b>	<b>48</b>	<b>1.21</b>
<b>TOTAL</b>		<b>858</b>	<b>3336.18</b>	<b>142.12</b>	<b>44.39</b>	<b>31</b>	<b>97.73</b>	<b>69</b>	<b>167.08</b>	<b>5</b>	<b>511.95</b>
<b>LAST QUARTER DATA</b>											
<b>TOTAL</b>		<b>818</b>	<b>3299.32</b>	<b>357.48</b>	<b>22.87</b>	<b>6</b>	<b>334.61</b>	<b>94</b>	<b>380.64</b>	<b>12</b>	<b>338.22</b>

## ANALYSIS OF PRIORITY SECTOR ADVANCES UNDER HOUSING

As on 31.12.2017

Amt. ` in lakhs

Sl. No.	Banks	No. of A/c	Total OS	Demand Raised	Recovery		Overdues		Gross NPA		New Loans
					Amount	%	Amount	%	Amount	%	
1	ALB	70	1146.92	44.00	5.00	11	39.00	89	0.00	0	296.66
2	AXB	337	514.54	0.00	0.00	0	0.00	0	0.00	0	38.64
3	BAND	0	0.00	0.00	0.00	0	0.00	0	0.00	0	0.00
4	BOB	0	1325.40	0.00	0.00	0	0.00	0	0.00	0	350.12
5	BOI	109	1380.29	33.74	14.86	44	18.88	56	0.00	0	1377.31
6	BOM	24	444.18	10.76	0.00	0	10.76	100	10.76	2	33.00
7	CNB	93	727.83	83.14	24.00	29	59.14	71	60.08	8	66.39
8	CBI	110	681.23	29.45	4.96	17	24.49	83	33.27	5	41.00
9	DNB	0	0.00	0.00	0.00	0	0.00	0	0.00	0	10.00
10	HDF	67	78.65	7.90	7.90	100	0.00	0	0.00	0	49.53
11	ICI	1	16.36	0.00	0.00	0	0.00	0	0.00	0	16.35
12	IDB	23	237.27	5.19	5.19	100	0.00	0	0.00	0	89.44
13	INB	0	0.00	0.00	0.00	0	0.00	0	0.00	0	4.32
14	IIB	0	0.00	0.00	0.00	0	0.00	0	0.00	0	0.00
15	IOB	107	935.53	0.00	0.00	0	0.00	0	0.00	0	207.90
16	PNB	51	345.06	60.20	3.00	5	57.20	95	6.10	2	188.66
17	PSB	207	1725.00	9.00	8.00	89	1.00	11	0.00	0	211.50
18	SBI	2570	31214.76	366.70	283.44	77	83.26	23	83.26	0	8696.96
19	SYB	3	31.15	0.00	0.00	0	0.00	0	0.00	0	0.00
20	UBI	1858	14558.52	225.15	180.22	80	44.93	20	163.36	1	1741.62
21	UCO	454	3904.91	0.00	0.00	0	0.00	0	0.00	0	324.56
22	UOB	5	82.70	0.00	0.00	0	0.00	0	0.00	0	62.94
23	VJB	83	691.73	11.32	0.00	0	11.32	100	0.00	0	147.42
24	YES	0	0.00	0.00	0.00	0	0.00	0	0.00	0	0.00
<b>ASCB_TOL</b>		<b>6172</b>	<b>60042.03</b>	<b>886.55</b>	<b>536.57</b>	<b>61</b>	<b>349.98</b>	<b>39</b>	<b>356.83</b>	<b>1</b>	<b>13954.32</b>
25	MRB	164	876.02	161.05	127.68	79	33.37	21	14.54	2	116.00
<b>RRB_TOL</b>		<b>164</b>	<b>876.02</b>	<b>161.05</b>	<b>127.68</b>	<b>79</b>	<b>33.37</b>	<b>21</b>	<b>14.54</b>	<b>2</b>	<b>116.00</b>
26	IUCB	1241	1721.61	1450.80	110.99	8	1339.81	92	1339.81	78	0.00
27	MSCB	8	74.88	0.56	0.38	68	0.18	32	0.00	0	4.00
28	MPCB	3	1.39	1.39	0.02	1	1.37	99	0.63	45	1.41
29	MWCB	10	54.00	15.00	13.28	89	1.72	11	2.80	5	10.00
<b>CO-OP_TOL</b>		<b>1262</b>	<b>1851.88</b>	<b>1467.75</b>	<b>124.67</b>	<b>8</b>	<b>1343.08</b>	<b>92</b>	<b>1343.24</b>	<b>73</b>	<b>15.41</b>
<b>TOTAL</b>		<b>7598</b>	<b>62769.93</b>	<b>2515.35</b>	<b>788.92</b>	<b>31</b>	<b>1726.43</b>	<b>69</b>	<b>1714.61</b>	<b>3</b>	<b>14085.73</b>
<b>LAST QUARTER DATA</b>											
<b>TOTAL</b>		<b>7302</b>	<b>63067.98</b>	<b>5510.12</b>	<b>1101.81</b>	<b>20</b>	<b>4408.31</b>	<b>80</b>	<b>4267.75</b>	<b>7</b>	<b>8020.36</b>

## ANALYSIS OF OTHER PRIORITY SECTOR ADVANCES

As on 31.12.2017

Amt. ` in lakhs

Sl. No.	Banks	No. of A/c	Total OS	Demand Raised	Recovery		Overdues		Gross NPA		New Loans
					Amount	%	Amount	%	Amount	%	
1	ALB	253	721.52	169.00	2.00	1	167.00	99	106.00	15	66.50
2	AXB	872	7340.28	0.00	0.00	0	0.00	0	0.00	0	63.44
3	BAND	0	0.00	0.00	0.00	0	0.00	0	0.00	0	0.00
4	BOB	0	0.00	0.00	0.00	0	0.00	0	0.00	0	0.00
5	BOI	203	903.37	0.00	0.00	0	0.00	0	0.00	0	0.00
6	BOM	34	302.30	1.01	0.00	0	1.01	100	1.01	0	58.35
7	CNB	1	0.50	0.00	0.00	0	0.00	0	0.00	0	41.00
8	CBI	94	119.65	0.00	0.00	0	0.00	0	0.00	0	23.80
9	DNB	0	0.00	0.00	0.00	0	0.00	0	0.00	0	9.50
10	HDF	3	9.33	0.00	0.00	0	0.00	0	0.00	0	0.00
11	ICI	0	0.00	0.00	0.00	0	0.00	0	0.00	0	0.00
12	IDB	0	0.00	0.00	0.00	0	0.00	0	0.00	0	0.00
13	INB	0	0.00	0.00	0.00	0	0.00	0	0.00	0	0.00
14	IIB	0	0.00	0.00	0.00	0	0.00	0	0.00	0	0.00
15	IOB	92	168.37	1.80	1.62	90	0.18	10	4.23	3	128.28
16	PNB	183	335.77	0.00	0.00	0	0.00	0	0.00	0	103.59
17	PSB	148	510.00	0.00	0.00	0	0.00	0	0.00	0	190.35
18	SBI	3367	4599.90	0.00	0.00	0	0.00	0	0.00	0	0.00
19	SYB	0	0.00	0.00	0.00	0	0.00	0	0.00	0	0.00
20	UBI	5585	12892.15	178.12	147.35	83	30.77	17	48.94	0	852.44
21	UCO	3173	3421.27	0.00	0.00	0	0.00	0	0.00	0	132.82
22	UOB	0	0.00	0.00	0.00	0	0.00	0	0.00	0	0.00
23	VJB	356	529.12	0.00	0.00	0	0.00	0	7.05	1	83.00
24	YES	0	0.00	0.00	0.00	0	0.00	0	0.00	0	0.00
<b>ASCB_TOL</b>		<b>14364</b>	<b>31853.53</b>	<b>349.93</b>	<b>150.97</b>	<b>43</b>	<b>198.96</b>	<b>57</b>	<b>167.23</b>	<b>1</b>	<b>1753.07</b>
25	MRB	36	68.69	20.54	17.15	83	3.39	17	3.87	6	5.00
<b>RRB_TOL</b>		<b>36</b>	<b>68.69</b>	<b>20.54</b>	<b>17.15</b>	<b>83</b>	<b>3.39</b>	<b>17</b>	<b>3.87</b>	<b>6</b>	<b>5.00</b>
26	IUCB	932	6142.87	3193.87	378.93	12	2814.94	88	3884.70	63	0.00
27	MSCB	2333	2712.81	1916.48	11.23	1	1905.25	99	2379.33	88	189.90
28	MPCB	75	68.16	30.77	5.41	18	25.36	82	19.80	29	84.71
29	MWCB	72	83.29	15.00	9.00	60	6.00	40	7.28	9	105.20
<b>CO-OP_TOL</b>		<b>3412</b>	<b>9007.13</b>	<b>5156.12</b>	<b>404.57</b>	<b>8</b>	<b>4751.55</b>	<b>92</b>	<b>6291.11</b>	<b>70</b>	<b>379.81</b>
<b>TOTAL</b>		<b>17812</b>	<b>40929.35</b>	<b>5526.59</b>	<b>572.69</b>	<b>10</b>	<b>4953.90</b>	<b>90</b>	<b>6462.21</b>	<b>16</b>	<b>2137.88</b>
<b>NEDFI, SIDBI &amp; RIDF</b>			<b>39824.66</b>								
<b>GRAND TOTAL</b>		<b>17812</b>	<b>80754.01</b>	<b>5526.59</b>	<b>572.69</b>	<b>10</b>	<b>4953.90</b>	<b>90</b>	<b>6462.21</b>	<b>8</b>	<b>2137.88</b>
<b>LAST QUARTER DATA</b>											
<b>TOTAL</b>		<b>14133</b>	<b>76851.79</b>	<b>6855.91</b>	<b>621.18</b>	<b>9</b>	<b>6234.73</b>	<b>91</b>	<b>6405.34</b>	<b>8</b>	<b>1704.2</b>

## **PROGRESS ON PMEGP 2017-18**

As on 31.12.2017

Amount ` in lakhs

Bank	Target	Appln. Recd.	Sanctioned		Disbursed		No. of Applns. Pending for		Rejected & Returned (No.)
			No.	Amt.	No.	Amt.	Sanction	Disbursal	
ALB	155	90	1	3.00	0	0.00	74	1	15
AXB	300	2	0	0.00	0	0.00	2	0	0
BAND	38	0	0	0.00	0	0.00	0	0	0
BOB	186	73	63	156.40	63	150.40	10	0	0
BOI	115	44	0	0.00	0	0.00	44	0	0
BOM	38	23	5	38.00	4	28.50	14	1	4
CNB	150	105	71	259.00	71	200.40	33	0	1
CBI	338	83	21	128.70	18	112.75	59	3	3
DNB	38	15	6	37.50	6	22.78	8	0	1
HDF	263	17	4	1.94	4	1.88	1	0	12
ICI	286	0	0	0.00	0	0.00	0	0	0
IDB	74	47	3	39.57	3	23.16	36	0	8
INB	38	0	0	0.00	0	0.00	0	0	0
IIB	38	0	0	0.00	0	0.00	0	0	0
IOB	112	38	24	137.05	24	132.29	4	0	10
PNB	112	14	1	19.00	1	7.10	13	0	0
PSB	150	43	15	184.00	15	46.00	0	0	28
SBI	1482	1	1	5.00	1	5.00	0	0	0
SYB	38	4	2	7.22	2	7.22	2	0	0
UBI	675	77	29	97.45	29	97.45	31	0	17
UCO	490	112	92	161.34	82	131.34	20	10	0
UOB	38	0	0	0.00	0	0.00	0	0	0
VJB	187	92	41	114.70	0	0.00	12	41	39
YES	38	0	0	0.00	0	0.00	0	0	0
<b>TOTAL</b>	<b>5379</b>	<b>880</b>	<b>379</b>	<b>1389.87</b>	<b>323</b>	<b>966.27</b>	<b>363</b>	<b>56</b>	<b>138</b>

**DISTRICT-WISE ADVANCES UNDER KISAN CREDIT CARD (KCC)**

As on 31.12.2017

Amt. ` in lakhs

Sl. No.	District	Current year			Cummulative Position	
		Target	No.of Cards issued	Limit Sanctioned	No.of Cards issued	Limit Sanctioned
1	Thoubal	3402	1460	536.49	9156	4337.80
2	Kakching	1352	226	70.94	1103	563.09
3	Chandel	318	8	5.80	1554	563.54
4	Tengnoupal	1170	113	23.20	1133	662.02
5	Churachandpur	0	269	3130.90	4359	10299.04
6	Pherzawl	1300	0	0.00	0	0.00
7	Senapati	945	217	147.95	5552	3675.83
8	Kangpokpi	16000	88	37.60	2683	664.88
9	Imphal West	2000	1030	392.04	21670	11162.12
10	Imphal East	100	866	203.75	7480	3003.35
11	Jiribam	2000	0	0.00	54	14.55
12	Bishnupur	246	754	261.78	8088	2840.37
13	Tamenglong	300	0	0.00	134	12.55
14	Noney	200	3	0.72	17	5.97
15	Ukhrul	1000	32	8.91	589	132.96
16	Kamjong	100	0	0.00	0	0.00
<b>TOTAL</b>		<b>30433</b>	<b>5066</b>	<b>4820.08</b>	<b>63572</b>	<b>37938.07</b>
<b>LAST QUARTER DATA</b>						
<b>TOTAL</b>		<b>30433</b>	<b>2335</b>	<b>3909</b>	<b>61155</b>	<b>37110.3</b>

## BANKWISE ADVANCES UNDER KISAN CREDIT CARD (KCC)

As on 31.12.2017

Amt. ` in lakhs

Sl. No.	Banks	Current year			Cummulative Position	
		Target	No.of Cards issued	Limit Sanctioned	No.of Cards issued	Limit Sanctioned
1	ALB	680	63	31.70	401	213.21
2	AXB	1388	0	0.00	0	0.00
3	BAND	160	0	0.00	0	0.00
4	BOB	1110	0	0.00	348	173.97
5	BOI	644	43	26.01	119	65.65
6	BOM	80	0	0.00	0	0.00
7	CNB	354	0	0.00	378	203.16
8	CBI	1046	581	262.21	1228	816.29
9	DNB	30	0	0.00	0	0.00
10	HDF	1676	172	3107.29	394	8956.30
11	ICI	1058	0	0.00	3983	2499.42
12	IDB	320	0	0.00	820	390.02
13	INB	30	0	0.00	0	0.00
14	IIB	64	0	0.00	0	0.00
15	IOB	522	119	100.73	205	187.50
16	PNB	718	10	5.00	8738	4848.61
17	PSB	592	0	0.00	95	75.85
18	SBI	9210	0	0.00	25177	13099.64
19	SYB	42	0	0.00	0	0.00
20	UBI	5174	240	97.88	3877	1088.17
21	UCO	1218	190	142.79	549	297.45
22	UOB	30	0	0.00	0	0.00
23	VJB	534	32	20.20	50	37.23
24	YES	78	0	0.00	0	0.00
<b>ASCB_TOL</b>		<b>26758</b>	<b>1450</b>	<b>3793.81</b>	<b>46362</b>	<b>32952.47</b>
25	MRB	1770	3330	972.41	15966	4546.95
<b>RRB_TOL</b>		<b>1770</b>	<b>3330</b>	<b>972.41</b>	<b>15966</b>	<b>4546.95</b>
26	IUCB	1104	0	0.00	0	0.00
27	MSCB	699	286	53.86	863	128.28
28	MPCB	60	0	0.00	380	306.47
29	MWCB	42	0	0.00	1	3.90
<b>CO-OP_TOL</b>		<b>1905</b>	<b>286</b>	<b>53.86</b>	<b>1244</b>	<b>438.65</b>
<b>TOTAL</b>		<b>30433</b>	<b>5066</b>	<b>4820.08</b>	<b>63572</b>	<b>37938.07</b>
<b>LAST QUARTER DATA</b>						
<b>TOTAL</b>		<b>30433</b>	<b>2335</b>	<b>3909</b>	<b>61155</b>	<b>37110.3</b>

### RECOVERY UNDER BAKIJAI CASES

As on 31.12.2017

Amt. ` in lakhs

Sl. No.	Banks	Pending cases at the beginning of the quarter		Addition of cases during the quarter		Cases settled during the quarter		Pending cases at the close of the quarter	
		No	Amount	No	Amount	No	Amount	No	Amount
1	IUCB	0	0.00	0	0.00	0	0.00	0	0.00
2	MSCB	110	305.40	0	0.00	0	0.00	110	305.40
3	MPCB	0	0.00	0	0.00	0	0.00	0	0.00
4	MWCB	0	0.00	0	0.00	0	0.00	0	0.00
<b>TOTAL</b>		<b>110</b>	<b>305.40</b>	<b>0</b>	<b>0.00</b>	<b>0</b>	<b>0.00</b>	<b>110</b>	<b>305.40</b>
<b>LAST QUARTER DATA</b>									
<b>TOTAL</b>		<b>110</b>	<b>305.40</b>	<b>0</b>	<b>0.00</b>	<b>0</b>	<b>0.00</b>	<b>110</b>	<b>305.40</b>

### RECOVERY POSITION UNDER PMRY

As on 31.12.2017

Amt. ` in lakhs

BANK	TOTAL OUTSTANDING		DEMAND	RECOVERY	OVERDUE	GROSS NPA	
	NO.	AMT.	AMT.	AMT.	AMT.	NO.	AMT.
ALB	79	67.00	37.00	0.00	37.00	42	42.00
AXB	0	0.00	0.00	0.00	0.00	0	0.00
BAND	0	0.00	0.00	0.00	0.00	0	0.00
BOB	0	0.00	0.00	0.00	0.00	0	0.00
BOI	0	0.00	0.00	0.00	0.00	0	0.00
BOM	0	0.00	0.00	0.00	0.00	0	0.00
CNB	0	0.00	0.00	0.00	0.00	0	0.00
CBI	169	64.15	26.50	1.49	23.81	0	0.00
DNB	0	0.00	0.00	0.00	0.00	0	0.00
HDF	0	0.00	0.00	0.00	0.00	0	0.00
ICI	0	0.00	0.00	0.00	0.00	0	0.00
IDB	0	0.00	0.00	0.00	0.00	0	0.00
INB	0	0.00	0.00	0.00	0.00	0	0.00
IIB	0	0.00	0.00	0.00	0.00	0	0.00
IOB	0	0.00	0.00	0.00	0.00	0	0.00
PNB	0	0.00	0.00	0.00	0.00	0	0.00
PSB	0	0.00	0.00	0.00	0.00	0	0.00
SBI	4	11.31	11.31	0.20	11.31	3	18.09
SYB	0	0.00	0.00	0.00	0.00	0	0.00
UBI	66	53.75	53.75	0.00	53.65	46	41.72
UCO	8	10.00	0.00	0.00	0.00	8	10.00
UOB	0	0.00	0.00	0.00	0.00	0	0.00
VJB	0	0.00	0.00	0.00	0.00	0	0.00
YES	0	0.00	0.00	0.00	0.00	0	0.00
<b>TOTAL</b>	<b>326</b>	<b>206.21</b>	<b>128.56</b>	<b>1.69</b>	<b>125.77</b>	<b>99</b>	<b>111.81</b>

## RECOVERY POSITION UNDER SGSY

As on 31.12.2017

Amt. ` in lakhs

Bank	Total Outstanding		Demand	Recovery	Overdue	Gross NPA	
	No.	Amt.	Amt.	Amt.	Amt.	No.	Amt.
ALB	8	18.00	1.00	0.00	1.00	0	0.00
AXB	0	0.00	0.00	0.00	0.00	0	0.00
BAND	0	0.00	0.00	0.00	0.00	0	0.00
BOB	0	0.00	0.00	0.00	0.00	0	0.00
BOI	0	0.00	0.00	0.00	0.00	0	0.00
BOM	0	0.00	0.00	0.00	0.00	0	0.00
CNB	0	0.00	0.00	0.00	0.00	0	0.00
CBI	144	29.00	15.00	0.00	14.00	0	0.00
DNB	0	0.00	0.00	0.00	0.00	0	0.00
HDF	0	0.00	0.00	0.00	0.00	0	0.00
ICI	0	0.00	0.00	0.00	0.00	0	0.00
IDB	0	0.00	0.00	0.00	0.00	0	0.00
INB	0	0.00	0.00	0.00	0.00	0	0.00
IIB	0	0.00	0.00	0.00	0.00	0	0.00
IOB	0	0.00	0.00	0.00	0.00	0	0.00
PNB	22	13.20	5.00	0.00	2.70	0	0.00
PSB	11	1.98	0.00	0.00	0.00	0	0.00
SBI	32	12.79	10.64	0.02	10.50	28	10.48
SYB	0	0.00	0.00	0.00	0.00	0	0.00
UBI	220	63.18	59.62	0.00	45.70	0	0.00
UCO	28	8.90	1.90	0.07	1.83	9	5.00
UOB	0	0.00	0.00	0.00	0.00	0	0.00
VJB	0	0.00	0.00	0.00	0.00	0	0.00
YES	0	0.00	0.00	0.00	0.00	0	0.00
<b>ASCB_TOL</b>	<b>465</b>	<b>147.05</b>	<b>93.16</b>	<b>0.09</b>	<b>75.73</b>	<b>37</b>	<b>15.48</b>
MRB	19	4.02	2.81	0.00	0.64	0	0.00
<b>RRB_TOL</b>	<b>19</b>	<b>4.02</b>	<b>2.81</b>	<b>0.00</b>	<b>0.64</b>	<b>0</b>	<b>0.00</b>
IUCB	0	0.00	0.00	0.00	0.00	0	0.00
MSCB	2	2.30	2.30	0.00	2.30	0	0.00
MPCB	0	0.00	0.00	0.00	0.00	0	0.00
MWCB	0	0.00	0.00	0.00	0.00	0	0.00
<b>CO-OP_TOL</b>	<b>2</b>	<b>2.30</b>	<b>2.30</b>	<b>0.00</b>	<b>2.30</b>	<b>0</b>	<b>0.00</b>
<b>TOTAL</b>	<b>486</b>	<b>153.37</b>	<b>98.27</b>	<b>0.09</b>	<b>78.67</b>	<b>37</b>	<b>15.48</b>



## **RECOVERY POSITION UNDER PMEGP**

As on 31.12.2017

Amt. ` in lakhs

Bank	Total Outstanding		Demand	Recovery	Overdue	Gross NPA	
	No.	Amt.	Amt.	Amt.	Amt.	No.	Amt.
ALB	148	424.89	146.60	1.20	135.10	22	34.00
AXB	26	42.49	1.82	0.01	1.82	15	16.46
BAND	0	0.00	0.00	0.00	0.00	0	0.00
BOB	86	141.00	97.00	0.00	92.00	0	0.00
BOI	79	432.87	154.00	0.00	100.00	6	22.15
BOM	15	65.27	0.00	0.00	0.00	0	0.00
CNB	148	554.12	90.00	0.00	90.00	35	117.00
CBI	136	791.24	220.40	0.66	217.99	0	46.00
DNB	0	0.00	0.00	0.00	0.00	0	0.00
HDF	10	12.62	0.45	0.00	0.08	0	0.00
ICI	0	0.00	0.00	0.00	0.00	0	0.00
IDB	40	145.53	10.55	10.55	0.00	3	14.75
INB	0	0.00	0.00	0.00	0.00	0	0.00
IIB	0	0.00	0.00	0.00	0.00	0	0.00
IOB	101	208.03	159.63	15.25	107.13	0	9.15
PNB	35	697.56	0.00	0.00	0.00	35	598.33
PSB	51	817.34	22.00	0.00	21.00	0	21.00
SBI	854	2269.32	879.26	20.00	759.26	354	815.24
SYB	0	0.00	0.00	0.00	0.00	0	0.00
UBI	1024	1977.49	798.37	19.00	656.35	230	467.96
UCO	327	1019.22	250.87	0.24	245.79	32	105.72
UOB	0	0.00	0.00	0.00	0.00	0	0.00
VJB	91	145.93	20.04	0.00	9.74	48	40.10
YES	0	0.00	0.00	0.00	0.00	0	0.00
<b>TOTAL</b>	<b>3171</b>	<b>9744.92</b>	<b>2850.99</b>	<b>66.91</b>	<b>2436.26</b>	<b>780</b>	<b>2307.86</b>

## RECOVERY POSITION UNDER SHG

As on 31.12.2017

Amt. ` in lakhs

Bank	Total Outstanding		Demand	Recovery	Overdue	Gross NPA	
	No.	Amt.	Amt.	Amt.	Amt.	No.	Amt.
ALB	2	3.00	1.00	0.00	0.00	0	0.00
AXB	0	0.00	0.00	0.00	0.00	0	0.00
BAND	0	0.00	0.00	0.00	0.00	0	0.00
BOB	86	141.00	0.00	0.00	0.00	0	0.00
BOI	0	0.00	0.00	0.00	0.00	0	0.00
BOM	0	0.00	0.00	0.00	0.00	0	0.00
CNB	0	0.00	0.00	0.00	0.00	0	0.00
CBI	169	278.55	0.36	0.10	0.00	0	0.00
DNB	0	0.00	0.00	0.00	0.00	0	0.00
HDF	0	0.00	0.00	0.00	0.00	0	0.00
ICI	0	0.00	0.00	0.00	0.00	0	0.00
IDB	0	0.00	0.00	0.00	0.00	0	0.00
INB	0	0.00	0.00	0.00	0.00	0	0.00
IIB	0	0.00	0.00	0.00	0.00	0	0.00
IOB	70	56.30	2.10	0.09	1.31	0	0.00
PNB	31	15.20	0.00	0.00	0.00	0	0.00
PSB	0	0.00	0.00	0.00	0.00	0	0.00
SBI	147	101.36	19.67	0.47	16.83	68	16.51
SYB	0	0.00	0.00	0.00	0.00	0	0.00
UBI	371	111.70	40.12	0.00	0.00	174	39.56
UCO	53	107.14	0.00	0.00	0.00	0	0.00
UOB	0	0.00	0.00	0.00	0.00	0	0.00
VJB	45	25.20	0.92	0.15	0.00	1	2.00
YES	0	0.00	0.00	0.00	0.00	0	0.00
<b>ASCB_TOL</b>	<b>974</b>	<b>839.45</b>	<b>64.17</b>	<b>0.81</b>	<b>18.14</b>	<b>243</b>	<b>58.07</b>
MRB	1128	557.59	229.46	65.75	4.66	292	55.26
<b>RRB_TOL</b>	<b>1128</b>	<b>557.59</b>	<b>229.46</b>	<b>65.75</b>	<b>4.66</b>	<b>292</b>	<b>55.26</b>
IUCB	1	1.08	1.08	0.00	0.00	1	1.08
MSCB	10	7.30	1.18	1.18	0.00	2	2.30
MPCB	0	0.00	0.00	0.00	0.00	0	0.00
MWCB	0	0.00	0.00	0.00	0.00	0	0.00
<b>CO-OP_TOL</b>	<b>11</b>	<b>8.38</b>	<b>2.26</b>	<b>1.18</b>	<b>0.00</b>	<b>3</b>	<b>3.38</b>
<b>TOTAL</b>	<b>2113</b>	<b>1405.42</b>	<b>295.89</b>	<b>67.74</b>	<b>22.80</b>	<b>538</b>	<b>116.71</b>

## RECOVERY CAMPS CONDUCTED BY THE BANKS

As on 31.12.2017

Amt. ` in lakhs

Sl. No.	Bank	No. of Recovery camp		Recovery Made	
		Current Quarter	Current Year	A/C No.	Amt.
1	ALB	0	13	54	60.00
2	AXB	0	0	0	0.00
3	BAND	0	0	0	0.00
4	BOB	0	0	43	10.00
5	BOI	0	2	33	7.47
6	BOM	0	0	0	0.00
7	CNB	0	0	0	0.00
8	CBI	0	0	0	0.00
9	DNB	0	0	0	0.00
10	HDF	0	0	0	0.00
11	ICI	0	0	0	0.00
12	IDB	0	0	0	0.00
13	INB	0	0	0	0.00
14	IIB	0	0	0	0.00
15	IOB	4	12	11	23.10
16	PNB	0	2	107	89.32
17	PSB	0	1	18	4.50
18	SBI	5	13	153	102.32
19	SYB	0	0	0	0.00
20	UBI	0	9	171	35.47
21	UCO	0	0	0	0.00
22	UOB	0	0	0	0.00
23	VJB	0	0	0	0.00
24	YES	0	0	0	0.00
<b>ASCB_TOL</b>		<b>9</b>	<b>52</b>	<b>590</b>	<b>332.18</b>
25	MRB	0	84	648	195.50
<b>RRB_TOL</b>		<b>0</b>	<b>84</b>	<b>648</b>	<b>195.50</b>
26	IUCB	0	0	0	0.00
27	MSCB	0	12	217	43.83
28	MPCB	0	0	0	0.00
29	MWCB	0	0	0	0.00
<b>CO-OP_TOL</b>		<b>0</b>	<b>12</b>	<b>217</b>	<b>43.83</b>
<b>TOTAL</b>		<b>9</b>	<b>148</b>	<b>1455</b>	<b>571.51</b>

**JOINT RECOVERY DRIVES WITH GOVT. AUTHORITIES**

As on 31.12.2017

Amt. ` in lakhs

Sr. No.	Bank	No. of Re_camp		Recovery Made	
		Curr.Qtr	Curr. Yr	No.	Amt.
NIL					

**REVIEW OF DCC / DLRC MEETING HELD FOR THE FINANCIAL YEAR 2017-18**

Sl. No.	District	Lead Bank	Date of DCC Meeting				Dates of DLRC Meeting			
			1st Qtr.	2nd Qtr.	3rd Qtr.	4th Qtr.	1st Qtr.	2nd Qtr.	3rd Qtr.	4th Qtr.
1	Thoubal	S B I	30.08.17	27.12.2017	6.02.2018		30.08.17	27.12.2017	6.02.2018	
2	Kakching		29.08.17	28.12.2017	31.01.2018		29.08.17	28.12.2017	31.01.2018	
3	Chandel		15.12.2017	15.12.2017	3.02.2018		15.12.2017	15.12.2017	3.02.2018	
4	Chura-chandpur		11.08.17	07.02.2018	07.02.2018		11.08.17	07.02.2018	07.02.2018	
5	Pherzwal									
6	Senapati		20.12.2017	20.12.2017	07.02.2018		20.12.2017	20.12.2017	07.02.2018	
7	Kangpokpi		29.12.2017	29.12.2017	30.01.208		29.12.2017	29.12.2017	30.01.208	
8	Imphal-West		11.09.17	29.12.2017	03.02.2018		11.09.17	29.12.2017	03.02.2018	
9	Imphal-East	U B I	30.01.2018	30.01.2018	30.01.2018		30.01.2018	30.01.2018	30.01.2018	
10	Jiribam									
11	Bishnupur		18.12.2017	18.12.2017			18.12.2017	18.12.2017		
12	Tengnoupal		28.09.2017	13.12.2017	30.01.2018		28.09.2017	13.12.2017	30.01.2018	
13	Tamenglong		28.08.17	01.12.2017			28.08.17	01.12.2017		
14	Noney		29.09.2017	11.12.2017	31.01.2018		29.09.2017	11.12.2017	31.01.2018	
15	Ukhrul		07.12.2017	07.12.2017			07.12.2017	07.12.2017		
16	Kamjong		11.08.17	24.01.2018	24.01.2018		11.08.17	24.01.2018	24.01.2018	

## STATISTICAL INFORMATIONS

### (A) Details of advances to sensitive sectors

As on 31.12.2017

Amt. ` in lakhs

Bank	Christians		Muslims		Others		SC		ST		Women		Physically Challenged	
	A/C	O/S	A/C	O/S	A/C	O/S	A/C	O/S	A/C	O/S	A/C	O/S	A/C	O/S
ALB	555	653.52	59	144.00	89	29.09	81	268.00	616	688.81	712	762.84	1	3.00
AXB	48	49.88	0	0.00	0	0.00	23	252.36	22	25.54	739	930.98	0	0.00
BAND	202	40.99	745	155.29	3	0.96	1305	228.73	264	52.36	5879	1048.86	0	0.00
BOB	0	213.00	0	138.00	0	8.97	0	0.00	0	0.00	1120	1579.00	0	0.00
BOI	35	50.00	40	67.15	11	31.00	36	53.29	75	87.21	340	6966.13	1	3.00
BOM	0	0.00	0	0.00	0	0.00	0	0.00	8	87.80	9	98.50	0	0.00
CNB	77	136.00	24	58.50	625	1044.60	19	64.00	66	988.45	123	60.45	0	0.00
CBI	181	78.00	2	5.77	0	0.00	208	200.38	190	79.50	724	1054.22	1	4.00
DNB	9	40.38	0	0.00	0	0.00	0	0.00	0	0.00	7	27.70	0	0.00
HDF	49	144.68	26	22.52	0	0.00	11	43.34	38	110.04	2959	5751.53	0	0.00
ICI	94	245.06	0	0.00	0	0.00	6114	1679.89	15	10.11	4513	4988.31	1697	1961.43
IDB	1160	1579.10	3	20.56	2	12.30	127	69.43	1164	1632.42	627	637.67	0	0.00
INB	0	0.00	0	0.00	0	0.00	4	3.12	1	0.87	1	0.20	0	0.00
IIB	0	0.00	0	0.00	0	0.00	0	0.00	0	0.00	0	0.00	0	0.00
IOB	94	277.31	0	0.00	0	0.00	146	169.41	89	218.70	217	305.50	0	0.00
PNB	0	0.00	0	0.00	0	0.00	5913	3620.13	0	13.40	3274	2615.20	0	0.00
PSB	0	0.00	0	0.00	0	0.00	197	254.00	0	0.00	352	400.50	0	0.00
SBI	5718	16376.56	170	879.93	0	0.00	278	1895.54	5718	16376.56	2989	13617.18	11	10.72
SYB	423	798.02	0	0.00	0	0.00	0	0.00	423	798.02	77	26.84	0	0.00
UBI	846	3803.08	407	609.31	11	44.17	845	1903.00	6494	6862.33	2040	4317.31	18	15.82
UCO	17492	1365.00	0	0.00	0	0.00	224	515.48	17514	1379.00	9076	1716.60	4	2.56
UOB	0	0.00	0	0.00	0	0.00	0	0.00	0	0.00	0	0.00	0	0.00
VJB	357	578.00	1	1.50	86	76.00	12	18.25	445	626.45	807	635.37	5	5.00
YES	0	0.00	0	0.00	0	0.00	0	0.00	0	0.00	0	0.00	0	0.00
<b>ASCB_TOL</b>	<b>27340</b>	<b>26428.58</b>	<b>1477</b>	<b>2102.53</b>	<b>827</b>	<b>1247.09</b>	<b>15543</b>	<b>11238.35</b>	<b>33142</b>	<b>30037.57</b>	<b>36585</b>	<b>47540.89</b>	<b>1738</b>	<b>2005.53</b>
MRB	0	0.00	0	0.00	3808	1931.35	1161	773.93	897	441.67	6929	2922.81	0	0.00
<b>RRB_TOL</b>	<b>0</b>	<b>0.00</b>	<b>0</b>	<b>0.00</b>	<b>3808</b>	<b>1931.35</b>	<b>1161</b>	<b>773.93</b>	<b>897</b>	<b>441.67</b>	<b>6929</b>	<b>2922.81</b>	<b>0</b>	<b>0.00</b>
IUCB	0	0.00	151	118.89	837	1053.58	2	2.76	126	299.99	400	1023.24	0	0.00
MSCB	41	57.87	202	218.24	1355	1298.73	147	76.19	4121	4795.62	121	131.26	1	0.50
MPCB	1	0.86	0	0.00	0	0.00	229	225.48	1	0.86	95	99.32	0	0.00
MWCB	0	0.00	0	0.00	0	0.00	1	0.35	0	0.00	599	263.60	0	0.00
<b>CO-OP_TOL</b>	<b>42</b>	<b>58.73</b>	<b>353</b>	<b>337.13</b>	<b>2192</b>	<b>2352.31</b>	<b>379</b>	<b>304.78</b>	<b>4248</b>	<b>5096.47</b>	<b>1215</b>	<b>1517.42</b>	<b>1</b>	<b>0.50</b>
<b>TOTAL</b>	<b>27382</b>	<b>26487.31</b>	<b>1830</b>	<b>2439.66</b>	<b>6827</b>	<b>5530.75</b>	<b>17083</b>	<b>12317.06</b>	<b>38287</b>	<b>35575.71</b>	<b>44729</b>	<b>51981.12</b>	<b>1739</b>	<b>2006.03</b>

## STATISTICAL INFORMATIONS

### (B) ADVANCES UNDER TRANSPORT OPERATOR SCHEME

As on 31.12.2017

Amt. ` in lakhs

Bank	Total Outstanding		Demand	Recovery	Overdue	Gross NPA	
	No.	Amt.	Amt.	Amt.	Amt.	No.	Amt.
ALB	36	339.00	20.00	0.00	17.00	0	0.00
AXB	0	0.00	0.00	0.00	0.00	0	0.00
BAND	0	0.00	0.00	0.00	0.00	0	0.00
BOB	0	0.00	0.00	0.00	0.00	0	0.00
BOI	54	99.50	5.45	0.00	0.20	0	0.00
BOM	0	0.00	0.00	0.00	0.00	0	0.00
CNB	7	17.20	9.62	0.00	0.00	3	2.00
CBI	44	160.27	29.04	10.30	19.19	0	0.00
DNB	0	0.00	0.00	0.00	0.00	0	0.00
HDF	0	0.00	0.00	0.00	0.00	0	0.00
ICI	0	0.00	0.00	0.00	0.00	0	0.00
IDB	21	98.48	0.00	0.00	0.00	0	0.00
INB	0	0.00	0.00	0.00	0.00	0	0.00
IIB	0	0.00	0.00	0.00	0.00	0	0.00
IOB	4	8.15	0.00	0.00	0.00	0	0.00
PNB	8	4.60	0.40	0.00	0.10	0	0.00
PSB	22	60.94	0.00	0.00	0.00	0	0.00
SBI	99	1171.41	68.40	2.08	55.92	29	55.60
SYB	0	289.62	0.00	0.00	0.00	0	0.00
UBI	599	1127.56	659.90	0.00	516.72	0	0.00
UCO	14	22.96	1.60	0.00	0.25	0	0.00
UOB	0	0.00	0.00	0.00	0.00	0	0.00
VJB	72	41.03	3.30	0.00	0.00	1	2.20
YES	0	0.00	0.00	0.00	0.00	0	0.00
<b>ASCB_TOL</b>	<b>980</b>	<b>3440.72</b>	<b>797.71</b>	<b>12.38</b>	<b>609.38</b>	<b>33</b>	<b>59.80</b>
MRB	32	71.62	14.77	1.51	1.52	3	10.43
<b>RRB_TOL</b>	<b>32</b>	<b>71.62</b>	<b>14.77</b>	<b>1.51</b>	<b>1.52</b>	<b>3</b>	<b>10.43</b>
IUCB	149	379.05	345.41	5.46	42.02	143	184.76
MSCB	22	46.77	0.00	0.00	0.00	0	0.00
MPCB	6	1.13	1.13	0.00	1.13	0	0.00
MWCB	0	0.00	0.00	0.00	0.00	0	0.00
<b>CO-OP_TOL</b>	<b>177</b>	<b>426.95</b>	<b>346.54</b>	<b>5.46</b>	<b>43.15</b>	<b>143</b>	<b>184.76</b>
<b>TOTAL</b>	<b>1189</b>	<b>3939.29</b>	<b>1159.02</b>	<b>19.35</b>	<b>654.05</b>	<b>179</b>	<b>254.99</b>

**(C) POSITIONS OF ADVANCES AND RECOVERY UNDER DRI SCHEME**

As on 31.12.2017

Amt. ` in lakhs

Bank	Total Outstanding		Demand	Recovery	Overdue	NPA
	No.	Amt.	Amt.	Amt.	Amt.	Amt.
ALB	9	1.00	1.00	0.00	0.00	0.00
AXB	0	0.00	0.00	0.00	0.00	0.00
BAND	0	0.00	0.00	0.00	0.00	0.00
BOB	0	0.00	0.00	0.00	0.00	0.00
BOI	0	0.00	0.00	0.00	0.00	0.00
BOM	0	0.00	0.00	0.00	0.00	0.00
CNB	6	0.43	0.00	0.00	0.00	0.03
CBI	0	0.00	0.00	0.00	0.00	0.00
DNB	0	0.00	0.00	0.00	0.00	0.00
HDF	0	0.00	0.00	0.00	0.00	0.00
ICI	0	0.00	0.00	0.00	0.00	0.00
IDB	0	0.00	0.00	0.00	0.00	0.00
INB	0	0.00	0.00	0.00	0.00	0.00
IIB	0	0.00	0.00	0.00	0.00	0.00
IOB	0	0.00	0.00	0.00	0.00	0.00
PNB	0	0.00	0.00	0.00	0.00	0.00
PSB	0	0.00	0.00	0.00	0.00	0.00
SBI	0	0.00	0.00	0.00	0.00	0.00
SYB	0	0.00	0.00	0.00	0.00	0.00
UBI	1	0.12	0.02	0.02	0.00	0.00
UCO	0	0.00	0.00	0.00	0.00	0.00
UOB	0	0.00	0.00	0.00	0.00	0.00
VJB	0	0.00	0.00	0.00	0.00	0.00
YES	0	0.00	0.00	0.00	0.00	0.00
<b>ASCB_TOL</b>	<b>16</b>	<b>1.55</b>	<b>1.02</b>	<b>0.02</b>	<b>0.00</b>	<b>0.03</b>
MRB	0	0.00	0.00	0.00	0.00	0.00
<b>RRB_TOL</b>	<b>0</b>	<b>0.00</b>	<b>0.00</b>	<b>0.00</b>	<b>0.00</b>	<b>0.00</b>
IUCB	0	0.00	0.00	0.00	0.00	0.00
MSCB	0	0.00	0.00	0.00	0.00	0.00
MPCB	0	0.00	0.00	0.00	0.00	0.00
MWCB	0	0.00	0.00	0.00	0.00	0.00
<b>CO-OP_TOL</b>	<b>0</b>	<b>0.00</b>	<b>0.00</b>	<b>0.00</b>	<b>0.00</b>	<b>0.00</b>
<b>TOTAL</b>	<b>16</b>	<b>1.55</b>	<b>1.02</b>	<b>0.02</b>	<b>0.00</b>	<b>0.03</b>

**BANKWISE FLCC CAMPS****As on 31.12.2017****POSITION OF FLCC CAMPS HELD FOR THE YEARS**

SL. NO.	BANK	2011-12	2012-13	2013-14	2014-15	2015-16	2016-17	2017-18
1	ALB	0	0	0	0	0	0	3
2	AXB	0	0	0	0	0	0	0
3	BAND	0	0	0	0	0	0	0
4	BOB	0	0	0	2	1	0	0
5	BOI	0	0	0	2	0	0	2
6	BOM	0	0	0	1	0	0	0
7	CNB	0	0	0	2	1	3	1
8	CBI	0	0	0	1	3	0	2
9	DNB	0	0	0	0	0	0	1
10	HDF	0	0	0	28	2	0	2
11	ICI	0	0	0	1	5	0	0
12	IDB	0	0	0	4	1	0	0
13	IIB	0	0	0	0	0	0	0
14	IOB	0	0	0	0	0	1	4
15	PNB	0	0	0	1	0	0	4
16	PSB	0	0	0	7	1	2	1
17	SBI	3	1	32	47	13	37	21
18	SYB	0	0	0	0	0	0	0
19	UBI	0	8	11	26	13	27	21
20	UCO	0	0	1	1	6	1	5
21	UOB	0	0	0	0	0	0	0
22	VJB	0	0	3	7	11	0	1
23	YES	0	0	0	0	0	0	0
24	MRB	4	15	21	14	62	42	72
25	IUCB	0	0	0	4	0	9	0
26	MSCB	0	0	0	2	0	3	4
27	MPCB	0	0	0	0	0	0	1
28	MWCB	0	0	0	0	0	0	0
29	NABARD	0	0	0	29	11	0	0
30	NABARD Funded NGOs	0	0	0	39	52	83	0
<b>TOTAL</b>		<b>7</b>	<b>24</b>	<b>68</b>	<b>218</b>	<b>182</b>	<b>208</b>	<b>145</b>

**Note:** Camps conducted by SBI, UBI, MRB, IUCB, NABARD and NABARD sponsored NGOs are funded by NABARD under FIF



**DETAILS OF FLCC CAMPS HELD DURING THE YEAR 2017-18**

Bank	Name of Village	Date of camp held	District
ALB	Kakching T. Waichong Wangoi	08.06.2017 22.07.2017 23.09.2017	Kakching Kangpokpi Imphal West
BOI	Hiyanglam Mayai Leikai Leishangthem	05.04.2017 21.08.2017	Thoubal Thoubal
CNB	Molnom	08.06.2017	Churachandpur
CBI	Bashikhong Uchekon Leikon Kamdou Veng	14.05.2017	Imphal East Churachandpur
DNB	Kodompokpi	08.06.2017	Imphal West
HDF	Churachandpur Curachandpur	08.06.2017 11.06.2017	Churachandpur Churachandpur
IOB	Branch Premise Sagolband Sapam Leirak Keishamthong Hodam Leirak Ingourok	02.09.2017 10.07.2017 17.08.2017 16.12.2017	Thoubal Imphal West Imphal West Thoubal
MSCB	Ukhongsang Mayai Leikai Langmeidong Santolabari Khurkhul	08.06.2017 07.06.2017 06.06.2017 30.09.2017	Thoubal Kakching Kangpokpi Imphal West
MPCB	Wangoo Ahallup	26.11.207	Bishnupur
PNB	Langdum Khangabok Kanglatongbi Samulamlan	09.06.2017 19.07.2017 21.09.2017 10.11.2017	Imphal East Thoubal Imphal West Churachandpur
PSB	Langthabal Kunja		Imphal West
UCO	Senapati Bazar T. Khullen Japhou Community Hall Khodamphai Songpi	26.05.2017 05.06.2017 09.06.2017  08.06.2017	Senapati Senapati Chandel Tengnoupal Churachandpur
VJB	Thingchom Village	07.06.2017	Churachandpur
SBI	Brigther School, Nambol Taphou Kuku Village LEI, Potsangbam Pearsonmun Community Hall Chandel Christian College Awang Sekmai Laipat Church Colony Road Kebol High School Dorcas Hall, Hebron Veng D. Phailen Thingba Khullen Sunday School, Saikwat Mata Community Hall Kachikhul Awang Jiri Oinam Bazar Mamang Khongampat Awang Leikai Singjamei Waikhom Leikai Achanbigei Punanamei Village Bukpi	05.06.2017 05.06.2017 06.06.2017 06.06.2017 07.06.2017 07.06.2017 07.06.2017 07.06.2017 07.06.2017 08.05.2017 08.06.2017 08.06.2017 08.06.2017 09.06.2017 09.06.2017 12.04.2017 13.04.2017 19.05.2017 21.04.2017 26.05.2017 30.06.2017	Imphal West Senapati Imphal West Churachandpur Chandel Imphal West Senapati Imphal West Churachandpur Churachandpur Senapati Churachandpur Churachandpur Imphal West Imphal West Bishnupur Imphal West Imphal West Imphal East Senapati Pherzwal

Bank	Name of Village	Date of camp held	District
MRB	Sangai prou Maning Leikai	04.04.2017	Imphal West
	Wangbal IRDEO	04.06.2017	Thoubal
	Moirangkhom Maring Khul	04.06.2017	Thoubal
	Wangjing Lamding Cherapur	04.07.2017	Thoubal
	Khongjom Bazar	05.06.2017	Thoubal
	Koijam Village	05.06.2017	Tengnoupal
	Konjeng Langpoklakpam Leikai	05.06.2017	Imphal West
	Ishok Maning Leikai	05.06.2017	Imphal West
	Longmai 4	05.06.2017	Noney
	Lilong Chingkhram	06.06.2017	Thoubal
	Khongkhang	06.06.2017	Tengnoupal
	Kharou Village	06.06.2017	Tengnoupal
	Kwakeithel Heinoukhongnembi	06.06.2017	Imphal West
	Naharup Pangong	06.06.2017	Imphal East
	Tupul Bazar	06.06.2017	Noney
	Sikibung Village	06.06.2017	Ukhrul
	Kajiphung Maring Khul	07.06.2017	Thoubal
	Yaingangpokpi	07.06.2017	Imphal East
	Sinam Village	08.06.2017	Imphal East
	Sangai prou Awang Leikai	09.04.2017	Imphal West
	Wangoo Chuthek	09.06.2017	Thoubal
	Singjamei Waikhom Leikai	09.06.2017	Imphal West
	Akampat Modern Club	09.06.2017	Imphal East
	Salankonjil Bazar	09.06.2017	Bishnupur
	Karuangmuan 2 Nungtek	09.06.2017	Noney
	Khumbong Awang Leikai	16.08.2017	Imphal West
	Lamdong Mayai Leikai	18.04.2017	Imphal West
	Samurou Mayai Leikai	23.04.2017	Imphal West
	Tentha Khongbal Hall	30.07.2017	Thoubal
	Wangjing Heituppokpi	29.07.2017	Thoubal
	Wangjing Sorokhaibam Narengbam	21.07.2017	Thoubal
	Leirak	29.08.2017	Thoubal
	Langmeidong Bazar	25.08.2017	Thoubal
	Pallel Khunjao	18.08.2017	Thoubal
	Sugnu Bazar	16.08.2017	Thoubal
	Tekcham leibung Leikai	14.08.2017	Thoubal
	Waikhong Mayai Leikai	29.09.2017	Thoubal
	Laamding Cherapur	22.09.2017	Thoubal
	Thiyam Konjil	09.09.2017	Thoubal
	Chairel Khunjao	07.06.2017	Churachandpur
	Gangpijang	08.06.2017	Churachandpur
	Tolphei	12.07.2017	Imphal West
	Patsoi Pt II	04.08.2017	Imphal West
	Khabam Bamdiar Mayai Leikai	17.08.2017	Imphal West
	Sangai prou Mamang Leikai	04.07.2017	Imphal West
	Kwakeithel Lamdong Awang Leikai	26.09.2017	Imphal West
	Haobam Marak Chingtham Leikai	29.09.2017	Imphal West
	Langthabal Lep Awang Leikai	19.08.2017	Imphal West
	Ningombam Chingya Awang Leikai	15.09.2017	Imphal East
	MRB Kongba Branch	16.09.2017	Imphal East
	St. Joseph School, Andro	27.09.2017	Bishnupur
	Ngaikhong Khunou	28.09.2017	Bishnupur
	Utlou	29.09.2017	Bishnupur
	Thiyam	07.06.2017	Ukhrul
Mongkot Chephu High School	09.06.2017	Ukhrul	
Chephu Yaolen Village			

Bank	Name of Village	Date of camp held	District
MRB	Thawai Kuki Village	27.10.2017	Ukhrul
	Kongkham Makha Leikai	27.10.2017	Bishnupur
	Chanam Sandrok Com. Hall	28.10.2017	Imphal East
	Pungdongbam Maning Leikai	31.10.2017	Imphal East
	St. Peter School	03.11.2017	Tengnoupal
	Takhel Mamang Leikai	11.11.2017	Imphal East
	Lilong Arapti Maning Leikai	15.11.2017	Thoubal
	Lourembam Thong Wangma	28.11.17	Thoubal
	Komnao Mamang Leikai	29.11.2017	Thoubal
	S Laho Village	30.11.2017	Ukhrul
	Tengnoupal Branch	06.12.2017	Tengnoupal
	Keinou Thongkha	10.12.2017	Bishnupur
	Keikhu Kabui Khul	10.12.2017	Imphal East
	Mapao Zingsho Christian Village	11.12.2017	Imphal East
	Yairipok Branch	15.12.2017	Thoubal
	Yairipok Ningthounai	18.12.2017	Thoubal
	UBI	Yourabung	05.06.2017
Nungoi		05.06.2017	Imphal East
Lai Village		05.06.2017	Senapati
Takaimai		05.06.2017	Senapati
Kairang Muslim		06.06.2017	Imphal East
Loushangkhong		06.06.2017	Imphal East
Sikibung Village		06.06.2017	Ukhrul
Khabam Heingang		07.06.2017	Imphal East
Pantilong		08.06.2017	Imphal East
Chawainu		08.06.2017	Senapati
Hilghat		08.06.2017	Jiribam
Tuinem Village		08.06.2017	Ukhrul
Phungreitang		08.06.2017	Ukhrul
Khararphung		08.06.2017	Ukhrul
Tuilaphai		08.06.2017	Churachandpur
Tellou Chana		09.06.2017	Imphal East
Haolenphai		09.06.2017	Tengnoupal
View Lane		09.06.2017	Ukhrul
Tamenglong Branch Premises		16.06.2017	Tamenglong
Khoupilong Village	19.05.2017	Tamenglong	
Kaprang	22.05.2017	Thoubal	

## Progress under One Time Settlement Scheme

As on 31.12.2017

Amt. ` in lakhs

Sl. No.	Bank	Proposals Received		Settled: Cumu. Upto Qtr.		Settled: Current Quarter	
		No.	Amount	No.	Amount	No.	Amount
1	ALB	47	63.00	47	59.00	3	2.00
2	AXB	0	0.00	0	0.00	0	0.00
3	BAND	0	0.00	0	0.00	0	0.00
4	BOB	0	0.00	20	25.29	15	17.29
5	BOI	0	0.00	0	0.00	0	0.00
6	BOM	1	4.09	1	3.91	1	3.91
7	CNB	3	1.17	4	0.90	0	0.00
8	CBI	3	1.60	3	1.50	0	0.00
9	DNB	0	0.00	0	0.00	0	0.00
10	HDF	0	0.00	0	0.00	0	0.00
11	ICI	0	0.00	0	0.00	0	0.00
12	IDB	0	0.00	0	0.00	0	0.00
13	INB	0	0.00	0	0.00	0	0.00
14	IIB	0	0.00	0	0.00	0	0.00
15	IOB	0	0.00	0	0.00	0	0.00
16	PNB	22	3.35	7	23.20	5	23.30
17	PSB	3	2.75	0	0.00	3	2.75
18	SBI	71	69.99	71	24.81	0	0.00
19	SYB	10	56.00	5	11.25	2	5.00
20	UBI	81	89.56	79	79.56	47	50.42
21	UCO	105	150.00	105	150.00	25	40.00
22	UOB	0	0.00	0	0.00	0	0.00
23	VJB	3	3.50	3	3.50	3	3.50
24	YES	0	0.00	0	0.00	0	0.00
<b>ASCB_TOL</b>		<b>349</b>	<b>445.01</b>	<b>345</b>	<b>382.92</b>	<b>104</b>	<b>148.17</b>
25	MRB	61	24.89	61	17.60	36	7.37
<b>RRB_TOL</b>		<b>61</b>	<b>24.89</b>	<b>61</b>	<b>17.60</b>	<b>36</b>	<b>7.37</b>
26	IUCB	0	0.00	0	0.00	0	0.00
27	MSCB	85	60.37	90	63.02	40	26.49
28	MPCB	0	0.00	0	0.00	0	0.00
29	MWCB	0	0.00	0	0.00	0	0.00
<b>CO-OP_TOL</b>		<b>85</b>	<b>60.37</b>	<b>90</b>	<b>63.02</b>	<b>40</b>	<b>26.49</b>
<b>TOTAL</b>		<b>495</b>	<b>530.27</b>	<b>496</b>	<b>463.54</b>	<b>180</b>	<b>182.03</b>

**Progress under Financial inclusion: issue of General Purpose Credit Card (GCC)**

As on 31.12.2017

Amt. ` in lakhs

Sl.No.	Banks	Current quarter			Cumulative Position	
		Target	Cards	Sanctioned Amt.	Cards	Sanctioned Amt.
1	ALB	0	0	0.00	22	3.92
2	AXB	0	0	0.00	0	0.00
3	BAND	0	0	0.00	0	0.00
4	BOB	0	0	0.00	315	131.97
5	BOI	0	0	0.00	0	0.00
6	BOM	0	0	0.00	0	0.00
7	CNB	0	0	0.00	0	0.00
8	CBI	0	0	0.00	0	0.00
9	DNB	0	0	0.00	0	0.00
10	HDF	0	0	0.00	242	998.07
11	ICI	0	0	0.00	0	0.00
12	IDB	0	0	0.00	0	0.00
13	INB	0	0	0.00	0	0.00
14	IIB	0	0	0.00	0	0.00
15	IOB	0	0	0.00	40	18.00
16	PNB	0	0	0.00	21	5.25
17	PSB	0	0	0.00	0	0.00
18	SBI	0	0	0.00	463	93.05
19	SYB	0	0	0.00	0	0.00
20	UBI	0	0	0.00	51	13.45
21	UCO	0	0	0.00	19	4.18
22	UOB	0	0	0.00	0	0.00
23	VJB	0	0	0.00	29	7.30
24	YES	0	0	0.00	0	0.00
<b>ASCB_TOL</b>		<b>0</b>	<b>0</b>	<b>0.00</b>	<b>1202</b>	<b>1275.19</b>
25	MRB	0	461	176.14	3592	1028.40
<b>RRB_TOL</b>		<b>0</b>	<b>461</b>	<b>176.14</b>	<b>3592</b>	<b>1028.40</b>
26	IUCB	0	0	0.00	440	81.53
27	MSCB	0	0	0.00	20	5.75
28	MPCB	0	0	0.00	0	0.00
29	MWCB	0	0	0.00	0	0.00
<b>CO-OP-TOL</b>		<b>0</b>	<b>0</b>	<b>0.00</b>	<b>460</b>	<b>87.28</b>
<b>TOTAL</b>		<b>0</b>	<b>461</b>	<b>176.14</b>	<b>5254</b>	<b>2390.87</b>
<b>LAST QUARTER DATA</b>						
<b>TOTAL</b>		<b>0</b>	<b>530</b>	<b>324.58</b>	<b>4793</b>	<b>2204.73</b>

## DISTRICT-WISE PERFORMANCE UNDER ACP 2017-18

### 1. NAME OF THE DISTRICT: THOUBAL

As on 31.12.2017

Lead Bank: State Bank of India

Amt. ` in lakhs

BANK	AGL & ALLIED ACTIVITIES			MSME			EDUCATION LOAN			HOUSING LOAN			SOCIAL INFRASTRUCTURE			RENEWABLE ENERGY			OTHER PRIORITY SECTOR			NON-PRIORITY		
	Target	Ach	%	Target	Ach	%	Target	Ach	%	Target	Ach	%	Target	Ach	%	Target	Ach	%	Target	Ach	%	Target	Ach	%
BOI	334.00	102.00	31	114.00	124.00	109	9.00	11.00	122	20.00	735.00	3675	2.00	0.00	0	3.00	24.00	800	5.00	0.00	0	145.00	100.00	69
CNB	89.00	61.37	69	32.00	301.26	941	6.00	47.90	798	120.00	41.39	34	2.00	0.00	0	1.00	0.00	0	1.00	0.00	0	140.00	0.00	0
CBI	56.00	1.08	2	32.00	2.24	7	6.00	0.00	0	17.00	0.00	0	2.00	0.00	0	1.00	0.00	0	1.00	0.00	0	42.00	44.53	106
HDF	1671.00	199.64	12	352.00	150.96	43	41.00	0.00	0	95.00	9.97	10	5.00	0.00	0	3.00	0.00	0	0.00	0.00	0	270.00	928.62	344
ICI	1170.00	0.00	0	59.00	0.00	0	6.00	0.00	0	11.00	0.00	0	2.00	0.00	0	1.00	0.00	0	3.00	0.00	0	70.00	0.00	0
IOB	487.00	100.93	21	171.00	64.89	38	14.00	0.00	0	30.00	101.04	337	3.00	92.59	3086	4.00	0.00	0	7.00	109.35	1562	210.00	363.04	173
PNB	56.00	7.16	13	32.00	44.04	138	6.00	4.00	67	17.00	34.75	204	2.00	0.00	0	1.00	0.00	0	1.00	102.21	10221	42.00	8.27	20
SBI	3480.00	15.11	0	1312.00	125.47	10	90.00	0.00	0	259.00	149.42	58	20.00	0.00	0	30.00	0.00	0	58.00	0.00	0	220.00	1713.84	779
UBI	1671.00	571.58	34	626.00	253.94	41	52.00	6.88	13	102.00	544.57	534	10.00	0.00	0	13.00	5.85	45	28.00	203.45	727	799.00	111.47	14
MRB	450.00	538.27	120	327.00	267.02	82	30.00	0.00	0	45.00	12.30	27	6.00	0.00	0	6.00	0.00	0	13.00	0.00	0	400.00	28.55	7
MSCB	110.00	0.00	0	103.00	45.06	44	6.00	0.00	0	17.00	4.00	24	1.00	0.00	0	1.00	0.00	0	5.00	6.00	120	125.00	0.00	0
<b>TOTAL</b>	<b>9574.00</b>	<b>1597.14</b>	<b>17</b>	<b>3160.00</b>	<b>1378.88</b>	<b>44</b>	<b>266.00</b>	<b>69.78</b>	<b>26</b>	<b>733.00</b>	<b>1632.44</b>	<b>223</b>	<b>55.00</b>	<b>92.59</b>	<b>168</b>	<b>64.00</b>	<b>29.85</b>	<b>47</b>	<b>122.00</b>	<b>421.01</b>	<b>345</b>	<b>2463.00</b>	<b>3298.32</b>	<b>134</b>

### 2. NAME OF THE DISTRICT: KAKCHING

As on 31.12.2017

Lead Bank: State Bank of India

Amt. ` in lakhs

BANK	AGL & ALLIED ACTIVITIES			MSME			EDUCATION LOAN			HOUSING LOAN			SOCIAL INFRASTRUCTURE			RENEWABLE ENERGY			OTHER PRIORITY SECTOR			NON-PRIORITY		
	Target	Ach	%	Target	Ach	%	Target	Ach	%	Target	Ach	%	Target	Ach	%	Target	Ach	%	Target	Ach	%	Target	Ach	%
ALB	25.00	45.35	181	20.00	209.61	1048	5.00	0.00	0	7.00	56.66	809	2.00	0.00	0	1.00	0.00	0	1.00	0.00	0	12.00	39.75	331
AXB	963.00	0.00	0	100.00	0.00	0	7.00	0.00	0	17.00	0.00	0	2.00	0.00	0	2.00	0.00	0	4.00	0.00	0	170.00	0.00	0
SBI	1676.00	16.60	1	563.00	355.98	63	40.00	0.00	0	110.00	601.20	547	9.00	0.00	0	13.00	0.00	0	25.00	0.00	0	720.00	864.64	120
UBI	1086.00	0.00	0	509.00	64.00	13	35.00	0.00	0	80.00	65.00	81	8.00	0.00	0	10.00	0.00	0	23.00	303.00	1317	650.00	0.00	0
UCO	56.00	12.86	23	25.00	70.26	281	6.00	0.00	0	6.00	0.00	0	2.00	0.00	0	1.00	0.00	0	1.00	0.00	0	24.00	0.00	0
MRB	150.00	123.44	82	147.00	49.28	34	10.00	0.00	0	25.00	0.00	0	2.00	0.00	0	4.00	0.00	0	7.00	5.00	71	190.00	12.00	6
MSCB	110.00	33.25	30	60.00	13.00	22	5.00	0.00	0	7.00	0.00	0	1.00	0.00	0	1.00	0.00	0	3.00	33.00	1100	55.00	8.00	15
<b>TOTAL</b>	<b>4066.00</b>	<b>231.50</b>	<b>6</b>	<b>1424.00</b>	<b>762.13</b>	<b>54</b>	<b>108.00</b>	<b>0.00</b>	<b>0</b>	<b>252.00</b>	<b>722.86</b>	<b>287</b>	<b>26.00</b>	<b>0.00</b>	<b>0</b>	<b>32.00</b>	<b>0.00</b>	<b>0</b>	<b>64.00</b>	<b>341.00</b>	<b>533</b>	<b>1821.00</b>	<b>924.39</b>	<b>51</b>

**3. NAME OF THE DISTRICT: CHANDEL**

**As on 31.12.2017**

**Lead Bank: State Bank of India**

**Amt. ` in lakhs**

BANK	AGL & ALLIED ACTIVITIES			MSME			EDUCATION LOAN			HOUSING LOAN			SOCIAL INFRASTRUCTURE			RENEWABLE ENERGY			OTHER PRIORITY SECTOR			NON-PRIORITY		
	Target	Ach	%	Target	Ach	%	Target	Ach	%	Target	Ach	%	Target	Ach	%	Target	Ach	%	Target	Ach	%	Target	Ach	%
SBI	2142.00	39.16	2	1503.00	9.68	1	26.00	3.50	13	193.00	139.00	72	44.00	0.00	0	5.00	0.00	0	94.00	0.00	0	1359.00	1928.36	142
UCO	83.00	87.25	105	58.00	0.00	0	6.00	0.00	0	10.00	95.00	950	2.00	0.00	0	1.00	0.00	0	4.00	0.00	0	55.00	0.00	0
<b>TOTAL</b>	<b>2225.00</b>	<b>126.41</b>	<b>6</b>	<b>1561.00</b>	<b>9.68</b>	<b>1</b>	<b>32.00</b>	<b>3.50</b>	<b>11</b>	<b>203.00</b>	<b>234.00</b>	<b>115</b>	<b>46.00</b>	<b>0.00</b>	<b>0</b>	<b>6.00</b>	<b>0.00</b>	<b>0</b>	<b>98.00</b>	<b>0.00</b>	<b>0</b>	<b>1414.00</b>	<b>1928.36</b>	<b>136</b>

**4. NAME OF THE DISTRICT: TENGNUPAL**

**As on 31.12.2017**

**Lead Bank: United Bank of India**

**Amt. ` in lakhs**

BANK	AGL & ALLIED ACTIVITIES			MSME			EDUCATION LOAN			HOUSING LOAN			SOCIAL INFRASTRUCTURE			RENEWABLE ENERGY			OTHER PRIORITY SECTOR			NON-PRIORITY		
	Target	Ach	%	Target	Ach	%	Target	Ach	%	Target	Ach	%	Target	Ach	%	Target	Ach	%	Target	Ach	%	Target	Ach	%
AXB	74.00	0.00	0	31.00	0.00	0	4.00	0.00	0	5.00	0.00	0	1.00	0.00	0	1.00	0.00	0	2.00	0.00	0	40.00	0.00	0
SBI	1507.00	33.85	2	645.00	49.25	8	17.00	4.00	24	84.00	112.00	133	20.00	0.00	0	3.00	0.00	0	40.00	0.00	0	590.00	1927.31	327
UBI	858.00	0.00	0	379.00	0.00	0	12.00	0.00	0	49.00	0.00	0	12.00	0.00	0	1.00	0.00	0	24.00	0.00	0	340.00	0.00	0
UCO	94.00	0.00	0	37.00	0.00	0	4.00	0.00	0	7.00	0.00	0	1.00	0.00	0	1.00	0.00	0	3.00	0.00	0	45.00	0.00	0
MRB	150.00	31.75	21	11.00	27.40	249	5.00	0.00	0	6.00	0.00	0	2.00	0.00	0	1.00	0.00	0	1.00	0.00	0	12.00	0.00	0
<b>TOTAL</b>	<b>2683.00</b>	<b>65.60</b>	<b>2</b>	<b>1103.00</b>	<b>76.65</b>	<b>7</b>	<b>42.00</b>	<b>4.00</b>	<b>10</b>	<b>151.00</b>	<b>112.00</b>	<b>74</b>	<b>36.00</b>	<b>0.00</b>	<b>0</b>	<b>7.00</b>	<b>0.00</b>	<b>0</b>	<b>70.00</b>	<b>0.00</b>	<b>0</b>	<b>1027.00</b>	<b>1927.31</b>	<b>188</b>

**5. NAME OF THE DISTRICT: CHURACHANDPUR**

**As on 31.12.2017**

**Lead Bank: State Bank of India**

**Amt. ` in lakhs**

BANK	AGL & ALLIED ACTIVITIES			MSME			EDUCATION LOAN			HOUSING LOAN			SOCIAL INFRASTRUCTURE			RENEWABLE ENERGY			OTHER PRIORITY SECTOR			NON-PRIORITY		
	Target	Ach	%	Target	Ach	%	Target	Ach	%	Target	Ach	%	Target	Ach	%	Target	Ach	%	Target	Ach	%	Target	Ach	%
AXB	251.00	218.26	87	143.00	199.46	139	10.00	0.00	0	52.00	0.00	0	6.00	0.00	0	3.00	0.00	0	10.00	0.00	0	285.00	684.59	240
CNB	77.00	13.10	17	45.00	15.50	34	5.00	9.50	190	20.00	5.00	25	2.00	0.00	0	1.00	0.00	0	3.00	0.00	0	85.00	46.60	55
CBI	81.00	139.40	172	50.00	216.85	434	5.00	0.00	0	20.00	0.00	0	2.00	0.00	0	2.00	0.00	0	3.00	0.00	0	76.00	55.86	74
HDF	385.00	30.30	8	289.00	125.49	43	19.00	0.00	0	25.00	11.84	47	9.00	0.00	0	5.00	0.00	0	15.00	0.00	0	401.00	764.69	191
ICI	23.00	50.29	219	44.00	26.00	59	4.00	0.00	0	12.00	0.00	0	2.00	0.00	0	1.00	0.00	0	4.00	0.00	0	68.00	121.00	178
IDB	23.00	0.00	0	16.00	22.05	138	1.00	0.00	0	2.00	21.13	1057	1.00	0.00	0	1.00	0.00	0	0.00	0.00	0	13.00	32.43	249
SBI	2487.00	227.77	9	1875.00	405.20	22	137.00	2.49	2	780.00	1524.26	195	75.00	0.00	0	40.00	9.66	24	132.00	0.00	0	3303.00	4688.03	142
UBI	939.00	473.25	50	670.00	34.00	5	42.00	10.00	24	460.00	77.00	17	22.00	0.00	0	12.00	0.00	0	50.00	75.74	151	1083.00	39.71	4
UCO	128.00	8.71	7	85.00	7.49	9	5.00	0.00	0	163.00	25.59	16	4.00	0.00	0	2.00	0.00	0	6.00	0.00	0	175.00	47.66	27
VJB	94.00	91.00	97	70.00	322.00	460	5.00	0.00	0	85.00	96.42	113	3.00	0.00	0	2.00	0.00	0	5.00	83.00	1660	125.00	89.00	71
MRB	150.00	6.15	4	16.00	29.35	183	1.00	0.00	0	2.00	0.00	0	1.00	0.00	0	1.00	0.00	0	0.00	0.00	0	15.00	1.65	11
MSCB	110.00	0.00	0	16.00	0.00	0	5.00	0.00	0	2.00	0.00	0	1.00	0.00	0	1.00	0.00	0	1.00	0.00	0	30.00	0.00	0
<b>TOTAL</b>	<b>4748.00</b>	<b>1258.23</b>	<b>27</b>	<b>3319.00</b>	<b>1403.39</b>	<b>42</b>	<b>239.00</b>	<b>21.99</b>	<b>9</b>	<b>1623.00</b>	<b>1761.24</b>	<b>109</b>	<b>128.00</b>	<b>0.00</b>	<b>0</b>	<b>71.00</b>	<b>9.66</b>	<b>14</b>	<b>229.00</b>	<b>158.74</b>	<b>69</b>	<b>5659.00</b>	<b>6571.22</b>	<b>116</b>

**6. NAME OF THE DISTRICT: PHERZAWL - Since ACP target was not allotted for the district, hence report for the district is not shown.**

**7. NAME OF THE DISTRICT: SENAPATI**

**As on 31.12.2017**

**Lead Bank: State Bank of India**

**Amt. ` in lakhs**

BANK	AGL & ALLIED ACTIVITIES			MSME			EDUCATION LOAN			HOUSING LOAN			SOCIAL INFRASTRUCTURE			RENEWABLE ENERGY			OTHER PRIORITY SECTOR			NON-PRIORITY		
	Target	Ach	%	Target	Ach	%	Target	Ach	%	Target	Ach	%	Target	Ach	%	Target	Ach	%	Target	Ach	%	Target	Ach	%
BOI	0.00	0.00	0	0.00	0.00	0	0.00	0.00	0	0.00	0.00	0	0.00	0.00	0	0.00	0.00	0	0.00	0.00	0	0.00	0.00	0
CBI	168.00	11.00	7	213.00	20.00	9	9.00	0.00	0	18.00	0.00	0	7.00	0.00	0	1.00	0.00	0	14.00	0.00	0	140.00	1.00	1
HDF	222.00	0.00	0	315.00	28.45	9	4.00	0.00	0	10.00	1.96	20	6.00	0.00	0	1.00	0.00	0	18.00	0.00	0	170.00	213.62	126
SBI	2419.00	479.98	20	2181.00	690.03	32	54.00	47.10	87	250.00	432.86	173	112.00	0.00	0	7.50	0.00	0	149.50	0.00	0	2550.00	4481.57	176
UBI	435.00	6.28	1	400.00	45.00	11	25.00	0.00	0	28.00	15.00	54	28.00	0.00	0	2.00	0.00	0	25.00	42.00	168	125.00	7.00	6
UCO	89.00	88.87	100	151.00	111.36	74	12.00	0.00	0	16.00	100.36	627	7.00	0.00	0	2.00	0.00	0	10.00	132.82	1328	85.00	18.72	22
<b>TOTAL</b>	<b>3333.00</b>	<b>586.13</b>	<b>18</b>	<b>3260.00</b>	<b>894.84</b>	<b>27</b>	<b>104.00</b>	<b>47.10</b>	<b>45</b>	<b>322.00</b>	<b>550.18</b>	<b>171</b>	<b>160.00</b>	<b>0.00</b>	<b>0</b>	<b>13.50</b>	<b>0.00</b>	<b>0</b>	<b>216.50</b>	<b>174.82</b>	<b>81</b>	<b>3070.00</b>	<b>4721.91</b>	<b>154</b>



**8. NAME OF THE DISTRICT: KANGPOKPI**

**As on 31.12.2017**

**Lead Bank: State Bank of India**

**Amt. ` in lakhs**

BANK	AGL & ALLIED ACTIVITIES			MSME			EDUCATION LOAN			HOUSING LOAN			SOCIAL INFRASTRUCTURE			RENEWABLE ENERGY			OTHER PRIORITY SECTOR			NON-PRIORITY		
	Target	Ach	%	Target	Ach	%	Target	Ach	%	Target	Ach	%	Target	Ach	%	Target	Ach	%	Target	Ach	%	Target	Ach	%
ALB	182.00	64.08	35	124.00	103.43	83	9.00	0.00	0	17.00	15.00	88	8.00	0.00	0	1.00	0.00	0	7.00	0.00	0	90.00	21.90	24
IOB	99.00	22.33	23	146.00	74.27	51	16.00	0.00	0	16.00	106.86	668	7.00	0.00	0	2.00	0.00	0	10.00	18.93	189	90.00	0.00	0
SBI	1951.00	109.78	6	1294.00	186.70	14	85.00	19.00	22	130.00	550.60	424	52.00	0.00	0	5.00	0.00	0	89.00	0.00	0	2100.00	2730.26	130
VJB	173.00	0.00	0	184.00	0.00	0	15.00	0.00	0	17.00	0.00	0	8.00	0.00	0	2.00	0.00	0	11.00	0.00	0	125.00	0.00	0
MSCB	110.00	3.37	3	57.00	0.00	0	0.00	0.00	0	0.00	0.00	0	0.00	0.00	0	0.00	0.00	0	3.00	0.00	0	35.00	0.00	0
<b>TOTAL</b>	<b>2515.00</b>	<b>199.56</b>	<b>8</b>	<b>1805.00</b>	<b>364.40</b>	<b>20</b>	<b>125.00</b>	<b>19.00</b>	<b>15</b>	<b>180.00</b>	<b>672.46</b>	<b>374</b>	<b>75.00</b>	<b>0.00</b>	<b>0</b>	<b>10.00</b>	<b>0.00</b>	<b>0</b>	<b>120.00</b>	<b>18.93</b>	<b>16</b>	<b>2440.00</b>	<b>2752.16</b>	<b>113</b>

9. NAME OF THE DISTRICT: IMPHAL WEST

As on 31.12.2017

Lead Bank: State Bank of India

Amt. ` in lakhs

BANK	AGL & ALLIED ACTIVITIES			MSME			EDUCATION LOAN			HOUSING LOAN			SOCIAL INFRASTRUCTURE			RENEWABLE ENERGY			OTHER PRIORITY SECTOR			NON-PRIORITY		
	Target	Ach	%	Target	Ach	%	Target	Ach	%	Target	Ach	%	Target	Ach	%	Target	Ach	%	Target	Ach	%	Target	Ach	%
ALB	406.00	4.00	1	409.00	18.00	4	56.00	20.00	36	183.00	197.00	108	7.00	0.00	0	6.00	0.00	0	29.00	0.00	0	405.00	90.00	22
AXB	778.00	0.00	0	1212.00	0.00	0	148.00	0.00	0	621.00	0.00	0	18.00	0.00	0	15.00	0.00	0	91.00	0.00	0	1080.00	0.00	0
BAND	115.00	135.45	118	14.00	713.29	5095	10.00	0.00	0	10.00	0.00	0	3.00	0.00	0	3.00	0.00	0	0.00	0.00	0	10.00	6.93	69
BOB	786.00	360.00	46	1223.00	324.22	27	150.00	60.00	40	627.00	350.12	56	18.00	0.00	0	15.00	0.00	0	92.00	0.00	0	1090.00	302.00	28
BOI	284.00	105.12	37	32.00	1247.00	3897	10.00	26.98	270	10.00	579.31	5793	3.00	0.00	0	3.00	0.00	0	1.00	0.00	0	104.00	322.50	310
BOM	58.00	3.90	7	88.00	69.75	79	11.00	18.40	167	46.00	33.00	72	3.00	0.00	0	3.00	0.00	0	6.00	58.35	973	81.00	307.70	380
CNB	205.00	2.00	1	109.00	10.00	9	19.00	23.00	121	28.00	0.00	0	3.00	0.00	0	3.00	0.00	0	6.00	41.00	683	138.00	162.00	117
CBI	483.00	208.00	43	333.00	166.95	50	52.00	18.00	35	117.00	41.00	35	7.00	0.00	0	6.00	0.00	0	22.00	0.00	0	388.00	0.00	0
DNB	21.00	0.00	0	29.00	55.00	190	10.00	5.88	59	17.00	10.00	59	3.00	2.80	93	3.00	2.90	97	2.00	9.50	475	29.00	190.00	655
HDF	596.00	0.00	0	251.00	0.00	0	54.00	0.00	0	124.00	0.00	0	7.00	0.00	0	6.00	0.00	0	18.00	0.00	0	390.00	0.00	0
ICI	549.00	3454.91	629	177.00	295.12	167	44.00	0.00	0	86.00	16.35	19	6.00	0.00	0	5.00	0.00	0	12.00	0.00	0	323.00	1937.88	600
IDB	222.00	60.00	27	346.00	126.47	37	42.00	4.00	10	178.00	68.31	38	5.00	0.00	0	5.00	0.00	0	26.00	0.00	0	309.00	171.85	56
INB	21.00	0.00	0	29.00	9.50	33	10.00	0.00	0	17.00	4.32	25	3.00	0.00	0	3.00	0.00	0	2.00	0.00	0	29.00	30.33	105
IIB	46.00	0.00	0	68.00	0.00	0	10.00	0.00	0	37.00	0.00	0	3.00	0.00	0	3.00	0.00	0	5.00	0.00	0	64.00	15.00	23
IOB	232.00	0.00	0	152.00	0.00	0	24.00	0.00	0	51.00	0.00	0	3.00	0.00	0	3.00	0.00	0	10.00	0.00	0	176.00	0.00	0
PNB	394.00	6.00	2	148.00	9.50	6	35.00	4.00	11	97.00	45.00	46	4.00	0.00	0	3.00	0.00	0	12.00	0.00	0	256.00	125.50	49
PSB	406.00	15.40	4	176.00	384.40	218	37.00	0.00	0	97.00	168.50	174	5.00	0.00	0	3.00	0.00	0	13.00	145.00	1115	272.00	164.00	60
SBI	2388.00	90.67	4	8133.00	7916.33	97	834.00	65.31	8	4188.00	3904.29	93	94.00	430.00	457	74.00	0.00	0	630.00	0.00	0	6222.00	23757.27	382
SYB	30.00	1.00	3	43.00	42.05	98	10.00	4.37	44	24.00	0.00	0	3.00	0.00	0	3.00	0.00	0	3.00	0.00	0	42.00	8.41	20
UBI	1478.00	68.71	5	2305.00	184.14	8	273.00	11.02	4	1178.00	915.78	78	30.00	0.00	0	27.00	0.00	0	174.00	0.00	0	2049.00	3394.55	166
UCO	409.00	10.00	2	383.00	0.00	0	58.00	0.00	0	242.00	68.00	28	7.00	0.00	0	6.00	0.00	0	26.00	0.00	0	421.00	820.00	195
UOB	21.00	0.00	0	29.00	103.98	359	10.00	0.00	0	17.00	62.94	370	3.00	0.00	0	3.00	0.00	0	2.00	0.00	0	29.00	317.80	1096
VJB	320.00	19.25	6	498.00	211.40	42	61.00	1.50	2	256.00	51.00	20	8.00	0.00	0	7.00	0.00	0	37.00	0.00	0	444.00	96.50	22
YES	57.00	0.00	0	86.00	0.00	0	11.00	0.00	0	46.00	0.00	0	3.00	0.00	0	3.00	0.00	0	6.00	0.00	0	79.00	0.00	0
MRB	750.00	337.66	45	396.00	516.29	130	60.00	0.00	0	249.00	70.00	28	8.00	0.00	0	6.00	0.00	0	27.00	0.00	0	434.00	185.56	43
IUCB	550.00	0.00	0	935.00	0.00	0	115.00	0.00	0	480.00	0.00	0	15.00	0.00	0	12.00	0.00	0	70.00	0.00	0	934.00	1460.24	156
MSCB	110.00	51.13	46	291.00	0.00	0	36.00	0.00	0	149.00	0.00	0	5.00	0.00	0	3.00	0.00	0	22.00	134.80	613	259.00	321.84	124
MWCB	110.00	62.08	56	43.00	0.00	0	10.00	0.00	0	25.00	10.00	40	3.00	0.00	0	3.00	0.00	0	3.00	105.20	3507	43.00	140.12	326
<b>TOTAL</b>	<b>11825.00</b>	<b>4995.28</b>	<b>42</b>	<b>17938.00</b>	<b>12403.39</b>	<b>69</b>	<b>2200.00</b>	<b>262.46</b>	<b>12</b>	<b>9200.00</b>	<b>6594.92</b>	<b>72</b>	<b>280.00</b>	<b>432.80</b>	<b>155</b>	<b>235.00</b>	<b>2.90</b>	<b>1</b>	<b>1347.00</b>	<b>493.85</b>	<b>37</b>	<b>16100.00</b>	<b>34327.98</b>	<b>213</b>

**10. NAME OF THE DISTRICT: IMPHAL EAST**

**As on 31.12.2017**

**Lead Bank: United Bank of India**

**Amt. ` in lakhs**

BANK	AGL & ALLIED ACTIVITIES			MSME			EDUCATION LOAN			HOUSING LOAN			SOCIAL INFRASTRUCTURE			RENEWABLE ENERGY			OTHER PRIORITY SECTOR			NON-PRIORITY		
	Target	Ach	%	Target	Ach	%	Target	Ach	%	Target	Ach	%	Target	Ach	%	Target	Ach	%	Target	Ach	%	Target	Ach	%
ALB	177.00	116.14	66	42.00	17.86	43	5.00	0.00	0	12.00	28.00	233	0.30	0.00	0	0.80	0.00	0	2.90	66.50	2293	40.00	0.00	0
AXB	532.00	21.96	4	175.00	59.47	34	11.00	0.00	0	50.00	38.64	77	0.60	0.00	0	1.60	0.00	0	10.80	63.44	587	40.00	627.72	1569
BOB	118.00	0.00	0	28.00	16.00	57	5.00	0.00	0	10.00	0.00	0	0.30	0.00	0	0.80	0.00	0	1.90	0.00	0	30.00	0.00	0
BOI	827.00	44.46	5	298.00	73.93	25	19.00	4.50	24	85.00	63.00	74	0.30	0.00	0	0.80	0.00	0	17.90	0.00	0	60.00	63.00	105
CNB	118.00	2.58	2	28.00	14.00	50	5.00	0.00	0	10.00	20.00	200	0.30	0.00	0	0.80	0.00	0	1.90	0.00	0	30.00	22.83	76
CBI	1004.00	0.00	0	392.00	0.85	0	24.00	4.43	18	112.00	0.00	0	0.60	0.00	0	1.60	0.00	0	23.80	23.80	100	80.00	3.50	4
HDF	295.00	275.13	93	11.00	108.00	982	5.00	0.00	0	10.00	25.76	258	0.60	0.00	0	1.60	0.00	0	0.80	0.00	0	30.00	293.37	978
ICI	1184.00	973.48	82	208.00	69.00	33	13.00	0.00	0	59.00	0.00	0	0.60	0.00	0	1.60	0.00	0	12.80	0.00	0	40.00	0.00	0
PNB	827.00	352.47	43	318.00	561.62	177	20.00	39.63	198	90.00	108.91	121	0.30	0.00	0	0.80	0.00	0	19.90	1.38	7	60.00	79.26	132
PSB	177.00	0.00	0	776.00	51.00	7	45.00	0.00	0	220.00	43.00	20	0.90	0.00	0	2.40	0.00	0	47.70	45.35	95	130.00	77.88	60
SBI	1654.00	10.35	1	1527.00	1144.40	75	84.00	16.27	19	430.00	657.30	153	0.60	0.00	0	1.60	0.00	0	94.80	0.00	0	420.00	3402.75	810
UBI	1122.00	25.94	2	451.00	53.46	12	25.00	0.00	0	125.00	124.27	99	0.60	0.00	0	1.60	0.00	0	27.80	228.25	821	80.00	43.91	55
UCO	295.00	6.30	2	93.00	2.39	3	6.00	0.00	0	27.00	35.61	132	0.60	0.00	0	1.60	0.00	0	5.80	0.00	0	40.00	0.00	0
MRB	600.00	327.57	55	644.00	624.63	97	40.00	11.28	28	180.00	33.70	19	1.20	0.00	0	3.20	0.00	0	39.60	0.00	0	100.00	41.48	41
IUCB	330.00	0.00	0	607.00	0.00	0	38.00	0.00	0	170.00	0.00	0	0.90	0.00	0	2.40	0.00	0	37.70	0.00	0	100.00	0.00	0
MSCB	110.00	0.00	0	22.00	0.00	0	5.00	0.00	0	10.00	0.00	0	0.30	0.00	0	0.80	0.00	0	0.90	0.00	0	20.00	0.00	0
<b>TOTAL</b>	<b>9370.00</b>	<b>2156.38</b>	<b>23</b>	<b>5620.00</b>	<b>2796.61</b>	<b>50</b>	<b>350.00</b>	<b>76.11</b>	<b>22</b>	<b>1600.00</b>	<b>1178.19</b>	<b>74</b>	<b>9.00</b>	<b>0.00</b>	<b>0</b>	<b>24.00</b>	<b>0.00</b>	<b>0</b>	<b>347.00</b>	<b>428.72</b>	<b>124</b>	<b>1300.00</b>	<b>4655.70</b>	<b>358</b>

**11. NAME OF THE DISTRICT: JIRIBAM**

**As on 31.12.2017**

**Lead Bank: United Bank of India**

**Amt. ` in lakhs**

BANK	AGL & ALLIED ACTIVITIES			MSME			EDUCATION LOAN			HOUSING LOAN			SOCIAL INFRASTRUCTURE			RENEWABLE ENERGY			OTHER PRIORITY SECTOR			NON-PRIORITY		
	Target	Ach	%	Target	Ach	%	Target	Ach	%	Target	Ach	%	Target	Ach	%	Target	Ach	%	Target	Ach	%	Target	Ach	%
UBI	368.00	17.00	5	147.00	29.00	20	10.00	2.00	20	30.00	0.00	0	2.00	0.00	0	1.00	0.00	0	10.00	0.00	0	50.00	110.00	220

**12. NAME OF THE DISTRICT: BISHNUPUR**

**As on 31.12.2017**

**Lead Bank: United Bank of India**

**Amt. ` in lakhs**

BANK	AGL & ALLIED ACTIVITIES			MSME			EDUCATION LOAN			HOUSING LOAN			SOCIAL INFRASTRUCTURE			RENEWABLE ENERGY			OTHER PRIORITY SECTOR			NON-PRIORITY		
	Target	Ach	%	Target	Ach	%	Target	Ach	%	Target	Ach	%	Target	Ach	%	Target	Ach	%	Target	Ach	%	Target	Ach	%
AXB	309.00	0.00	0	60.00	0.00	0	5.00	0.00	0	30.00	0.00	0	11.00	0.00	0	0.50	0.00	0	2.50	0.00	0	68.00	0.00	0
CBI	340.00	0.00	0	65.00	0.00	0	5.00	0.00	0	33.00	0.00	0	12.00	0.00	0	0.50	0.00	0	3.50	0.00	0	75.00	0.00	0
SBI	3276.00	70.93	2	828.00	169.22	20	25.00	4.80	19	418.00	625.03	150	150.00	0.00	0	7.00	0.00	0	41.00	0.00	0	951.00	1931.78	203
UBI	1396.00	0.00	0	269.00	0.00	0	10.00	0.00	0	136.00	0.00	0	49.00	0.00	0	2.00	0.00	0	13.00	0.00	0	308.00	0.00	0
UCO	2322.00	0.00	0	447.00	0.00	0	15.00	0.00	0	225.00	0.00	0	81.00	0.00	0	3.00	0.00	0	22.00	0.00	0	512.00	0.00	0
MRB	450.00	368.63	82	266.00	110.75	42	10.00	0.00	0	134.00	0.00	0	48.00	0.00	0	2.00	0.00	0	13.00	0.00	0	304.00	2.80	1
MSCB	220.00	32.05	15	185.00	43.00	23	5.00	0.00	0	94.00	0.00	0	34.00	0.00	0	1.50	0.00	0	9.50	16.10	169	214.00	14.00	7
MPCB	110.00	205.34	187	60.00	12.03	20	5.00	1.21	24	30.00	1.41	5	11.00	0.00	0	0.50	0.00	0	2.50	84.71	3388	68.00	17.57	26
<b>TOTAL</b>	<b>8423.00</b>	<b>676.95</b>	<b>8</b>	<b>2180.00</b>	<b>335.00</b>	<b>15</b>	<b>80.00</b>	<b>6.01</b>	<b>8</b>	<b>1100.00</b>	<b>626.44</b>	<b>57</b>	<b>396.00</b>	<b>0.00</b>	<b>0</b>	<b>17.00</b>	<b>0.00</b>	<b>0</b>	<b>107.00</b>	<b>100.81</b>	<b>94</b>	<b>2500.00</b>	<b>1966.15</b>	<b>79</b>

**13. NAME OF THE DISTRICT: TAMENGLONG**

**As on 31.12.2017**

**Lead Bank: United Bank of India**

**Amt. ` in lakhs**

BANK	AGL & ALLIED ACTIVITIES			MSME			EDUCATION LOAN			HOUSING LOAN			SOCIAL INFRASTRUCTURE			RENEWABLE ENERGY			OTHER PRIORITY SECTOR			NON-PRIORITY		
	Target	Ach	%	Target	Ach	%	Target	Ach	%	Target	Ach	%	Target	Ach	%	Target	Ach	%	Target	Ach	%	Target	Ach	%
UBI	2057.00	0.00	0	495.00	0.00	0	20.00	0.00	0	0.00	0.00	0	20.00	0.00	0	2.00	0.00	0	28.00	0.00	0	150.00	0.00	0
MSCB	110.00	0.00	0	5.00	0.00	0	0.00	0.00	0	0.00	0.00	0	0.00	0.00	0	0.00	0.00	0	0.00	0.00	0	0.00	0.00	0
<b>TOTAL</b>	<b>2167.00</b>	<b>0.00</b>	<b>0</b>	<b>500.00</b>	<b>0.00</b>	<b>0</b>	<b>20.00</b>	<b>0.00</b>	<b>0</b>	<b>0.00</b>	<b>0.00</b>	<b>0</b>	<b>20.00</b>	<b>0.00</b>	<b>0</b>	<b>2.00</b>	<b>0.00</b>	<b>0</b>	<b>28.00</b>	<b>0.00</b>	<b>0</b>	<b>150.00</b>	<b>0.00</b>	<b>0</b>

**14. NAME OF THE DISTRICT: NONEY**

**As on 31.12.2017**

**Lead Bank: United Bank of India**

**Amt. ` in lakhs**

BANK	AGL & ALLIED ACTIVITIES			MSME			EDUCATION LOAN			HOUSING LOAN			SOCIAL INFRASTRUCTURE			RENEWABLE ENERGY			OTHER PRIORITY SECTOR			NON-PRIORITY		
	Target	Ach	%	Target	Ach	%	Target	Ach	%	Target	Ach	%	Target	Ach	%	Target	Ach	%	Target	Ach	%	Target	Ach	%
SBI	1016.00	0.00	0	226.00	1.33	1	10.00	0.00	0	0.00	0.00	0	10.00	0.00	0	1.00	0.00	0	13.00	0.00	0	83.00	253.70	306
MRB	150.00	12.37	8	179.00	44.28	25	10.00	0.00	0	0.00	0.00	0	10.00	0.00	0	1.00	0.00	0	10.00	0.00	0	67.00	0.00	0
<b>TOTAL</b>	<b>1166.00</b>	<b>12.37</b>	<b>1</b>	<b>405.00</b>	<b>45.61</b>	<b>11</b>	<b>20.00</b>	<b>0.00</b>	<b>0</b>	<b>0.00</b>	<b>0.00</b>	<b>0</b>	<b>20.00</b>	<b>0.00</b>	<b>0</b>	<b>2.00</b>	<b>0.00</b>	<b>0</b>	<b>23.00</b>	<b>0.00</b>	<b>0</b>	<b>150.00</b>	<b>253.70</b>	<b>169</b>

**15. NAME OF THE DISTRICT: UKHRUL**

**As on 31.12.2017**

**Lead Bank: United Bank of India**

**Amt. ` in lakhs**

BANK	AGL & ALLIED ACTIVITIES			MSME			EDUCATION LOAN			HOUSING LOAN			SOCIAL INFRASTRUCTURE			RENEWABLE ENERGY			OTHER PRIORITY SECTOR			NON-PRIORITY		
	Target	Ach	%	Target	Ach	%	Target	Ach	%	Target	Ach	%	Target	Ach	%	Target	Ach	%	Target	Ach	%	Target	Ach	%
SBI	509.00	0.00	0	171.00	5.20	3	15.00	0.00	0	0.00	1.00	0	1.00	0.00	0	1.00	0.00	0	9.00	0.00	0	70.00	771.39	1102
UBI	1522.00	0.00	0	524.00	0.00	0	40.00	0.00	0	0.00	0.00	0	5.00	0.00	0	4.00	0.00	0	27.00	0.00	0	206.00	0.00	0
UCO	98.00	0.00	0	32.00	0.00	0	5.00	0.00	0	0.00	0.00	0	1.00	0.00	0	1.00	0.00	0	2.00	0.00	0	14.00	0.00	0
MRB	150.00	9.91	7	8.00	24.40	305	5.00	0.00	0	0.00	0.00	0	1.00	0.00	0	1.00	0.00	0	0.00	0.00	0	5.00	0.00	0
MSCB	110.00	0.00	0	10.00	0.00	0	5.00	0.00	0	0.00	0.00	0	1.00	0.00	0	1.00	0.00	0	0.00	0.00	0	5.00	15.00	300
<b>TOTAL</b>	<b>2389.00</b>	<b>9.91</b>	<b>0</b>	<b>745.00</b>	<b>29.60</b>	<b>4</b>	<b>70.00</b>	<b>0.00</b>	<b>0</b>	<b>0.00</b>	<b>1.00</b>	<b>0</b>	<b>9.00</b>	<b>0.00</b>	<b>0</b>	<b>8.00</b>	<b>0.00</b>	<b>0</b>	<b>38.00</b>	<b>0.00</b>	<b>0</b>	<b>300.00</b>	<b>786.39</b>	<b>262</b>

**16. NAME OF THE DISTRICT: KAMJONG**

**As on 31.12.2017**

**Lead Bank: United Bank of India**

**Amt. ` in lakhs**

BANK	AGL & ALLIED ACTIVITIES			MSME			EDUCATION LOAN			HOUSING LOAN			SOCIAL INFRASTRUCTURE			RENEWABLE ENERGY			OTHER PRIORITY SECTOR			NON-PRIORITY		
	Target	Ach	%	Target	Ach	%	Target	Ach	%	Target	Ach	%	Target	Ach	%	Target	Ach	%	Target	Ach	%	Target	Ach	%
SBI	348.00	0.00	0	114.00	6.65	6	5.00	0.00	0	0.00	0.00	0	2.00	0.00	0	1.00	0.00	0	3.00	0.00	0	50.00	217.49	435

## **BANKWISE POSITION OF ATMs IN THE STATE**

As on 31.12.2017

Sl. No.	Name of Bank Branches	No. of ATMs	Location
1	SBI, Thoubal	3	SBI Thoubal Branch
		13	Lilong Bazar, Thoubal Bazar, Opp. Thoubal Police Station, Thoubal Athokpam, Thoubal Athokpam , Thoubal Mini Secretariat, Thoubal Bazar Awang Leikai, Khangabok Bazar, Thoubal Wangmataba, Babu Bazar, Wangjing Bazar, Yairipok Bazar, Yairipok Laimanai
	SBI, Kakching	6	SBI Kakching Branch, Azad Cinema, Kakching Khongnangphangba, Kakching Bazar LIC, Near Axis Bank, AR Kakching
	SBI, Chandel	2	SBI Chandel Branch, SBI Chakpikarong Branch
	SBI, Tengnoupal	2	SBI Moreh Branch
		2	SBI BSF Kangsang Branch, Molnoi Pallel,
	SBI, Churachandpur	2	SBI Loktak HEPA Branch
		5	SBI Churachandpur Branch
		11	AR Tuibong, BSF Camp Pearsonmun, EBC Church, Rengkai, Upper Lamka, Light House, Old Bazar, Tuibong Bazar, Lailam Veng, New Bazar, Opp. Cinema Hall
	SBI, Senapati	4	SBI Senapati Branch
		9	SBI Tadubi Branch, SBI Maram Branch, SBI Mao Gate Branch, New Mini Sectt. Complex, Old Road, NPO, Hazungla House, SBI Lairouching, SBI Senapati Bazar
	SBI, Kangpokpi	2	SBI Kangpokpi Branch
		5	SBI Sapormeina Branch, SBI Leimakhong Branch, Leimakhong Army Camp, AR Gate Keithelmanbi, Convoy Ground Leimakhong
	SBI, Imphal West	8	SBI Imphal Branch
		4	SBI M.U. Campus Branch,
		2	SBI Singjamei Branch
		2	SBI Intouch Branch
		2	SBI E-Corner Paona Bazar
		2	State PWD
		2	Keishampat Electricity Office
		2	Moirangkhom
		2	Imphal Secretariat South Block
		2	Yumnam Leikai
		2	RIMS Road
		2	Govt. Polytechnic Takyelpat
		2	Opp. DC Office Naoremthong
		2	Guarahari Market
		2	DM College
		2	Tera Kebol High School
		2	Ibohal Cycle
		2	Uripok Canteen
		44	SBI Cash Point Imphal Secretariat, SBI Mayang Imphal Branch, SBI Sekmai Branch, SBI Wangoi Branch, SBI RBO, CRPF Langjing, CRPF Langjing 2 <sup>nd</sup> , Near Tulihal Airport, , Nagamapal Lai Esing Chaibi, Babupara Opp. MR Ground, CRPF Mongsangei, Pishumthong, Shija Hospital, Khuyathong, Sagolband Salam Leikai, Kwakeithel Bazar, Tiddim Petrol Pump, 25 BRTF Lamphelpat, Kakwa Bazar, Longjam Leirak, Near Imo Filling, Uripok Achom Leikai, Keishamthong, Mayengbam Leikai Singjamei, Unikhong Bazar, Usha Cinema, Khumbong Bazar, Wahengbam Leikai, Haobam Marak, Sanakeithel, Paona International Market, Khwai Bhramapur, Langjing, Ahanthem Leikai, Sega Road, Malom Bazar, Lamphel Super Market, Singjamei Near NRL Petrol Pump, Singjamei Bazar, Sagolband Moirang Leirak, Panchayat Maning Uripok, NIIT Langol, Lamsang Bazar, MU Administrative Block.

Sl. No.	Name of Bank Branches	No. of ATMs	Location
1	SBI, Imphal East	2	Khurai
		2	Chingmeirong
		2	Lamlong Bazar
		2	Tribal Market
		2	Minuthong
	24	High Court Complex, Wangkhei Opp. Eastern Ground, Pangei Bazar, Palace Compound, Kongba Bazar, Mantripukhri CRPF, Konsam Oil Pump, Sangakpham, Porompat DC Complex, AR Mantripukhri CSD Canteen, SBI Mantripukhri, SBI Porompat Branch, Checkon Market, JNIMS Road, 2nd MR, AR Transit Camp JNIMS, Ananda Singh Hr. Sec., Pioneer Academy, Khuman Lampak, Lamlongthong, Nongmeibung, BSF Koirengei, IT Park Mantripukhri, Kongba Gangat Pat	
	SBI, Bishnupur	2	SBI Bishnupur Branch
		10	Moirang Bazar, Bishnupur Ward No. 11, Ningthoukhong Ward No. 8, Bishnupur Ward No. 8, INA Moirang, Bishnupur Ward No. 4, Nambol Bazar, Nambol Parking, Nambol Phojing, Moirang Lamkhai
	SBI, Noney	1	SBI Noney Branch
	SBI, Ukhrul	2	SBI Ukhrul Branch
2		Ukhrul Mini Secretariat, Ukhrul Police Station	
2	Allhabad Bank	1	Near Pologround
3	AXIS Bank	2	Imphal Branch
		2	Lalambung
		1	Paona Bazar
		2	Moirangkhom
		1	Checkon
		1	North AOC
		1	Singjamei
		1	Lamlong
		1	Uripok RIMS Road Corner
		1	Khuman Lampak
		1	Porompat Branch
		1	Churachandpur Branch
		1	Kakching Branch
		1	Bishnupur Branch
1	Moreh Branch		
1	Chingmeirong Branch		
4	Bandhan Bank	1	Imphal Branch
5	Bank of Baroda	4	Opposite Gurudwara, Changangei, Yurembam, M.U. Campus
6	Bank of India	1	RIMS Road
		1	Paona Bazar
		1	Thoubal Branch
		1	Opposite Sainik School
		1	NIELIT, Akampat
7	Canara Bank	1	Thangal Bazar Branch
		1	Thoubal Branch
		1	Churachandpur Branch
8	Central Bank of India	9	Central Agriculture University, Imphal Branch, near Airport, MPHC, Babupara, Paona bz branch, Churachandpur branch, Singngat branch, Thoubal Branch.
9	HDFC	1	Imphal Branch
		1	Thangmeiband
		1	New Checkon
		1	Khurai
		1	Sanakeithel

Sl. No.	Name of Bank Branches	No. of ATMs	Location
9	HDFC	1	Uripok
		1	Minuthong
		3	Thoubal Branch
		1	Churachandpur Branch
		1	Senapati Branch
		1	Yairipok Branch
10	ICICI	1	Imphal Branch
		1	Opposite Assembly Road
		1	Thoubal Branch
		1	Yaiskul
		1	Palace Compound
		1	Keishampat
		1	Checkon
		1	Lamphel
11	IDBI	2	Imphal Branch and Churachandpur Branch
12	Indusind	1	Near Branch
13	Indian Overseas Bank	1	Nagamapal
		1	Thoubal Bazar
14	Punjab National	2	Opposite Imphal Branch and MIT Campus
15	Punjab & Sind Bank	3	One each at Dewlahland, Khurai Sajor Leikai & Nagamapal
16	Syndicate	1	RIMS Road
17	United Bank of India	2	Opposite Imphal Branch & inside the Branch
		8	One each at: Opposite Hotel Nirmala, Sagolband Tera, RIMS Spl Ward, Uripok Flyover, RIMS Branch, Singjamei Branch, Paona Inside the branch, Imphal West DC Office complex
		1	Ukhrul Branch
		3	Churachandpur Branch, CCpur bus stand and District Hospital
		2	Mao Branch, Senapati Branch
		1	Moirang Branch
		1	Tamenglong Branch
		1	Thoubal Branch
		1	Jiribam Branch
		1	Moreh Branch
		1	Kakching Bazar
2	A.T. Line Branch & Porompat Junction		
18	UCO Bank	1	Churachandpur Branch
		1	Phubala Branch
		1	Thinungei Branch
		1	Chandel Branch
		1	Senapati
		1	Ukhrul
		1	Lamlong
		1	Singjamei
		1	Kakching Branch
19	Vijaya Bank	2	Near Paona BZ Branch & Nagamapal
		1	Saikul City
		1	Moirangkhom
		1	Tera Bazar
		1	Churachandpur Branch



Sl. No.	Name of Bank Branches	No. of ATMs	Location
20	Union Bank of India	1	Branch
21	IUCB	1	M.G. Avenue, Head Office
22	MSCB	2	Old Assembly Road, Kakching Bazar
23	IPPB	1	Post Office Gate, Babupara
<b>Grand Total</b>		<b>325</b>	

## **BANKWISE DISTRICTWISE POSITION OF ATMs IN THE STATE**

Name of Districts & Banks	Thoubal	Kakching	Chandel	Tengnoupal	Churachandpur	Pherzwal	Senapati	Kangpokpi	Imphal West	Imphal East	Jiribam	Bishnupur	Tamenglong	Noney	Ukhrul	Kamjong	Total
ALB	-	-	-	-	-	-	-	-	1	-	-	-	-	-	-	-	1
AXB	-	1	-	1	1	-	-	-	9	6	-	1	-	-	-	-	19
BAND	-	-	-	-	-	-	-	-	1	-	-	-	-	-	-	-	1
BOB	-	-	-	-	-	-	-	-	4	-	-	-	-	-	-	-	4
BOI	1	-	-	-	-	-	-	-	2	2	-	-	-	-	-	-	5
CNB	1	-	-	-	1	-	-	-	1	-	-	-	-	-	-	-	3
CBI	1	-	-	-	2	-	-	-	5	1	-	-	-	-	-	-	9
HDF	3	-	-	-	1	-	1	-	4	4	-	-	-	-	-	-	13
ICI	1	-	-	-	1	-	-	-	4	2	-	-	-	-	-	-	8
IDB	-	-	-	-	1	-	-	-	1	-	-	-	-	-	-	-	2
IIB	-	-	-	-	-	-	-	-	1	-	-	-	-	-	-	-	1
IOB	1	-	-	-	-	-	-	-	1	-	-	-	-	-	-	-	2
PNB	-	-	-	-	-	-	-	-	2	-	-	-	-	-	-	-	2
PSB	-	-	-	-	-	-	-	-	1	2	-	-	-	-	-	-	3
SBI	16	6	2	4	18	-	13	7	88	34	-	12	-	1	4	1	206
SYB	-	-	-	-	-	-	-	-	1	-	-	-	-	-	-	-	1
UBI	1	1	-	1	3	-	2	-	10	2	1	1	1	-	1	-	24
UCO	-	1	1	-	1	-	1	-	1	1	-	2	-	-	1	-	9
UOB	-	-	-	-	-	-	-	-	1	-	-	-	-	-	-	-	1
VJB	-	-	-	-	1	-	-	1	4	-	-	-	-	-	-	-	6
YES	-	-	-	-	-	-	-	-	1	-	-	-	-	-	-	-	1
IUCB	-	-	-	-	-	-	-	-	1	-	-	-	-	-	-	-	1
MSCB	-	1	-	-	-	-	-	-	1	-	-	-	-	-	-	-	2
IPPB	-	-	-	-	-	-	-	-	1	-	-	-	-	-	-	-	1
<b>TOTAL</b>	<b>25</b>	<b>10</b>	<b>3</b>	<b>6</b>	<b>30</b>	<b>-</b>	<b>17</b>	<b>8</b>	<b>146</b>	<b>54</b>	<b>1</b>	<b>15</b>	<b>1</b>	<b>1</b>	<b>6</b>	<b>1</b>	<b>325</b>

As on 31.12.2017

Rural: 86	Semi-Urban: 77	Urban: 162	Total: 325
-----------	----------------	------------	------------

**Recommendations of the Committee on Financial Sector Plan for North Eastern Region: Progress Report ( ` . In Lacs)**  
**For the quarter ended December'17**  
**Name of the State: Manipur**

Banks	No. of rural/semi urban branches			No of ATMs						No. of RTGS enabled branches		
				Position July'06.		Addition during qtr		Position qtr. End.		July'06	ADD	Q END
	July'06	Add	Q end	(i) R*	(II) SU*	(i) R*	(II) SU*	(i) R*	(II) SU*			
ALB	0	3	3	0	0	0	0	0	0	0	4	4
AXB	0	4	4	0	0	0	0	1	4	0	8	8
BAND	0	0	0	0	0	0	0	0	0	0	1	1
BOB	2	3	5	0	0	0	0	3	0	0	6	6
BOI	0	3	3	0	0	0	0	2	1	0	4	4
BOM	0	0	0	0	0	0	0	0	0	0	1	1
CNB	0	2	2	0	0	0	0	0	2	0	4	4
CBI	1	4	5	0	0	0	0	2	2	0	9	9
DNB	0	0	0	0	0	0	0	0	0	0	1	1
HDF	0	4	4	0	0	0	0	4	3	0	7	7
ICI	0	2	2	0	0	0	0	0	2	0	8	8
IDB	0	1	1	0	0	0	0	0	1	0	2	2
INB	0	0	0	0	0	0	0	0	0	0	1	1
IIB	0	0	0	0	0	0	0	0	0	0	2	2
IOB	0	2	2	0	0	0	0	0	1	0	3	3
PNB	1	1	2	0	0	0	0	1	0	0	3	3
PSB	1	1	2	0	0	0	0	0	0	0	4	4
SBI	12	19	31	0	1	0	0	64	47	4	38	42
SYB	0	0	0	0	0	0	0	0	0	0	1	1
UBI	10	2	12	0	0	0	0	3	9	0	18	18
UCO	1	9	10	0	0	0	1	5	3	0	13	13
UOB	0	0	0	0	0	0	0	0	0	0	1	1
VJB	1	1	2	0	0	0	0	1	1	0	5	5
YES	0	0	0	0	0	0	0	0	0	0	1	1
MRB	23	1	18**	0	0	0	0	0	0	0	22	22
IUCB	1	0	1	0	0	0	0	0	0	0	8	8
MSCB	5	4	9	0	0	0	1	0	1	0	10	10
MPCB	1	0	1	0	0	0	0	0	0	0	1	1
MWCB	0	0	0	0	0	0	0	0	0	0	1	1
<b>TOTAL</b>	<b>59</b>	<b>66</b>	<b>119</b>	<b>0</b>	<b>1</b>	<b>0</b>	<b>2</b>	<b>86</b>	<b>77</b>	<b>4</b>	<b>187</b>	<b>191</b>

R\* = Rural; SU\*= Semi Urban \*\* MRB surrendered 6 branch licenses

Amt. ` in lakhs

Banks	No of SHG linked			No of Business correspondences (Active)			Deposit Scenario		
	July'06	ADD	Qtr END	July'06	ADD	Qtr END	Total Deposit (in lakhs)		
							July'06	ADD	Qtr END
ALB	1	94	95	0	4	4	3137.65	8452.47	11590.12
AXB	0	0	0	0	2	2	0.00	47141.89	47141.89
BAND	0	0	0	0	0	0	0.00	2362.57	2362.57
BOB	94	482	576	0	3	3	5577.00	25535.00	31112.00
BOI	0	96	96	0	0	0	0.00	6673.37	6673.37
BOM	0	8	8	0	0	0	0.00	2487.45	2487.45
CNB	0	0	0	0	0	0	0.00	5257.78	5257.78
CBI	24	376	400	0	14	14	2889.46	13407.23	16296.69
DNB	0	9	9	0	0	0	0.00	57.60	57.60
HDF	0	0	0	0	4	4	0.00	19060.77	19060.77
ICI	0	0	0	0	2	2	0.00	12888.45	12888.45
IDB	0	56	56	0	1	1	0.00	4726.00	4726.00
INB	0	0	0	0	0	0	0.00	87.05	87.05
IIB	0	0	0	0	6	6	0.00	2332.07	2332.07
IOB	0	257	257	0	1	1	2059.00	8126.09	10185.09
PNB	31	237	268	0	5	5	2042.00	10872.34	12914.34
PSB	0	38	38	0	2	2	4234.91	10970.96	15205.87
SBI	3504	7169	10673	0	130	130	49866.97	282959.03	332826.00
SYB	0	0	0	0	0	0	0.00	1332.00	1332.00
UBI	1869	2490	4359	0	70	70	31111.69	90367.95	121479.64
UCO	71	994	1065	0	0	0	2735.74	18738.12	21473.86
UOB	0	0	0	0	1	1	0.00	1021.75	1021.75
VJB	0	103	103	0	4	4	4483.37	5165.74	9649.11
YES	0	0	0	0	0	0	0.00	1632.00	1632.00
MRB	2969	5910	8879	0	44	44	4047.12	20138.27	24185.39
IUCB	0	949	949	0	0	0	8620.08	16882.77	25502.85
MSCB	0	2763	2763	0	0	0	3795.32	8391.16	12186.48
MPCB	0	62	62	0	0	0	27.06	453.41	480.47
MWCB	0	16	16	0	0	0	119.20	1148.01	1267.21
<b>TOTAL</b>	<b>8563</b>	<b>22109</b>	<b>30672</b>	<b>0</b>	<b>293</b>	<b>293</b>	<b>124746.57</b>	<b>628669.30</b>	<b>753415.87</b>

Amt. ` in lakhs

Banks	Of the Total Deposits											
	Current Deposits						Savings Deposits					
	Position July'06		Addition		Quarter end		Position July'06		Addition		Quarter end	
	(i) No	(ii) Amt	(i) No	(ii) Amt	(i) No	(ii) Amt	(i) No	(ii) Amt	(i) No	(ii) Amt	(i) No	(ii) Amt
ALB	241	126.92	528	652.24	769	779.16	5004	1153.10	81125	6442.37	86129	7595.47
AXB	0	0.00	0	0.00	0	0.00	0	0.00	0	0.00	0	0.00
BAND	0	0.00	540	3.52	540	3.52	0	0.00	8286	5.79	8286	5.79
BOB	395	151.00	-395	3136.00	0	3287.00	10496	2409.00	41504	13683.00	52000	16092.00
BOI	0	0.00	598	558.17	598	558.17	0	0.00	24040	1826.05	24040	1826.05
BOM	0	0.00	321	1494.08	321	1494.08	0	0.00	6677	993.37	6677	993.37
CNB	0	0.00	685	922.06	685	922.06	0	0.00	19910	1430.10	19910	1430.10
CBI	414	187.51	658	1273.54	1072	1461.05	5762	1011.20	47175	3738.91	52937	4750.11
DNB	0	0.00	56	24.46	56	24.46	0	0.00	883	33.11	883	33.11
HDF	0	0.00	685	335.31	685	335.31	0	0.00	8368	1672.71	8368	1672.71
ICI	0	0.00	3309	1879.00	3309	1879.00	0	0.00	12684	4268.29	12684	4268.29
IDB	0	0.00	299	905.00	299	905.00	0	0.00	11285	3821.00	11285	3821.00
INB	0	0.00	25	25.52	25	25.52	0	0.00	1192	38.81	1192	38.81
IIB	0	0.00	0	0.00	0	0.00	0	0.00	0	0.00	0	0.00
IOB	266	189.00	211	626.00	477	815.00	5399	2151.00	8401	2674.40	13800	4825.40
PNB	156	291.00	381	1050.11	537	1341.11	5800	750.00	15047	3607.05	20847	4357.05
PSB	371	141.00	2221	1433.00	2592	1574.00	3040	582.00	9503	1086.00	12543	1668.00
SBI	2200	13646.30	7236	29404.66	9436	43050.96	89857	24472.80	799015	177200.20	888872	201673.00
SYB	0	0.00	131	153.00	131	153.00	0	0.00	9368	370.00	9368	370.00
UBI	3622	1125.00	-1433	9006.99	2189	10131.99	43630	11706.00	196303	44038.90	239933	55744.90
UCO	249	155.00	-70	620.31	179	775.31	3017	346.00	38113	5034.69	41130	5380.69
UOB	0	0.00	0	363.92	0	363.92	0	0.00	0	456.96	0	456.96
VJB	539	753.00	-281	-5.77	258	747.23	7003	2012.00	3799	4009.51	10802	6021.51
YES	0	0.00	232	492.00	232	492.00	0	0.00	947	903.00	947	903.00
MRB	2412	760.97	4114	2731.02	6526	3491.99	41528	1835.90	324806	11609.23	366334	13445.13
IUCB	11969	1421.80	3859	5102.51	15828	6524.31	49516	2191.57	9685	3048.68	59201	5240.25
MSCB	8255	385.22	-3477	1380.93	4778	1766.15	86813	1304.41	47039	4934.18	133852	6238.59
MPCB	207	6.26	799	98.62	1006	104.88	1932	42.03	28786	285.05	30718	327.08
MWCB	1523	38.45	1236	512.58	2759	551.03	2566	39.45	988	177.58	3554	217.03
<b>TOTAL</b>	<b>32819</b>	<b>19378.43</b>	<b>22468</b>	<b>64178.78</b>	<b>55287</b>	<b>83557.21</b>	<b>361363</b>	<b>52006.46</b>	<b>1754929</b>	<b>297388.94</b>	<b>2116292</b>	<b>349395.40</b>

Amt. ` in lakhs

Banks	SHG									Credit Scenario		
	(i) No of SHGs			(ii) No of SHG members			(iii) Amount			Total Credit Outstandings		
	July'06	ADD	Qr END	July'06	ADD	Qr END	July'06	ADD	Qr END	July'06	ADD	Qr END
ALB	1	94	95	14	1414	1428	0.40	3.95	4.35	1608.79	4732.21	6341.00
AXB	0	0	0	0	0	0	0.00	0.00	0.00	0.00	23513.04	23513.04
BAND	0	0	0	0	0	0	0.00	0.00	0.00	0.00	1052.44	1052.44
BOB	94	482	576	1275	7221	8496	74.00	70.98	144.98	2731.00	2599.00	5330.00
BOI	0	96	96	0	731	731	0.00	2.96	2.96	0.00	5425.56	5425.56
BOM	0	8	8	0	112	112	0.00	0.53	0.53	0.00	1727.01	1727.01
CNB	0	0	0	0	0	0	0.00	0.00	0.00	0.00	4671.88	4671.88
CBI	24	376	400	341	5899	6240	0.32	13.76	14.08	1167.81	9822.51	10990.32
DNB	0	9	9	0	0	0	0.00	0.17	0.17	0.00	113.67	113.67
HDF	0	0	0	0	0	0	0.00	0.00	0.00	0.00	11465.45	11465.45
ICI	0	0	0	0	0	0	0.00	0.00	0.00	0.00	5975.21	5975.21
IDB	0	56	56	0	756	756	0.00	27.00	27.00	0.00	2708.60	2708.60
INB	0	0	0	0	0	0	0.00	0.00	0.00	0.00	41.41	41.41
IIB	0	0	0	0	0	0	0.00	0.00	0.00	0.00	6.08	6.08
IOB	0	257	257	0	4417	4417	0.00	50.42	50.42	696.00	2147.54	2843.54
PNB	31	237	268	468	3484	3952	0.37	52.83	53.20	861.00	7801.58	8662.58
PSB	0	38	38	0	565	565	0.00	0.83	0.83	985.99	4885.21	5871.20
SBI	3504	7169	10673	47514	109056	156570	91.65	45.01	136.66	34963.50	164140.68	199104.18
SYB	0	0	0	0	0	0	0.00	0.00	0.00	0.00	1405.40	1405.40
UBI	1869	2490	4359	27212	33950	61162	27.81	164.44	192.25	14709.13	42794.25	57503.38
UCO	71	994	1065	972	14251	15223	1.10	44.74	45.84	2466.34	9676.56	12142.90
UOB	0	0	0	0	0	0	0.00	0.00	0.00	0.00	935.45	935.45
VJB	0	103	103	0	1526	1526	0.00	44.28	44.28	987.00	2258.70	3245.70
YES	0	0	0	0	0	0	0.00	0.00	0.00	0.00	267.00	267.00
MRB	2969	5910	8879	42248	88030	130278	90.75	720.15	810.90	3525.76	8808.97	12334.73
IUCB	0	949	949	0	11178	11178	0.00	14.88	14.88	4819.66	7530.56	12350.22
MSCB	0	2763	2763	0	36977	36977	0.00	43.16	43.16	6048.58	9843.48	15892.06
MPCB	0	62	62	0	501	501	0.00	0.25	0.25	38.56	266.12	304.68
MWCB	0	16	16	0	237	237	0.00	1.42	1.42	50.79	665.61	716.40
<b>TOTAL</b>	<b>8563</b>	<b>22109</b>	<b>30672</b>	<b>120044</b>	<b>320305</b>	<b>440349</b>	<b>286.40</b>	<b>1301.76</b>	<b>1588.16</b>	<b>75659.91</b>	<b>337281.18</b>	<b>412941.09</b>

Amt. ` in lakhs

Banks	Credit Disbursed of which individuals.						SHGs Credit Link								
	Position July'06		Addition		Qtr. end		Position July'06			Addition			Quarter end		
	(i) No	(ii) Amt	(i) No	(ii) Amt	(i) No	(ii) Amt	(i) No	(ii) mem	(iii) Amt	(i) No	(ii)mem	(iii) Amt	(i) No	(ii)mem	(iii) Amt
ALB	1515	1594.23	159.00	4736.14	1674	6330.37	0	0	0.00	17	255	10.63	17	255	10.63
AXB	0	0.00	4520.00	23513.04	4520	23513.04	0	0	0.00	0	0	0.00	0	0	0.00
BAND	0	0.00	5881.00	1052.44	5881	1052.44	0	0	0.00	0	0	0.00	0	0	0.00
BOB	2563	3800.00	-1471.00	1371.00	1092	5171.00	0	0	0.00	308	4543	159.00	308	4543	159.00
BOI	0	0.00	1107.00	5425.56	1107	5425.56	0	0	0.00	0	0	0.00	0	0	0.00
BOM	0	0.00	152.00	1727.01	152	1727.01	0	0	0.00	0	0	0.00	0	0	0.00
CNB	0	0.00	1873.00	4671.88	1873	4671.88	0	0	0.00	0	0	0.00	0	0	0.00
CBI	954	1600.00	151.00	8896.86	1105	10496.86	1	14	0.20	496	7739	493.26	497	7753	493.46
DNB	0	0.00	25.00	113.67	25	113.67	0	0	0.00	0	0	0.00	0	0	0.00
HDF	0	0.00	5064.00	11465.45	5064	11465.45	0	0	0.00	0	0	0.00	0	0	0.00
ICI	0	0.00	4327.00	5975.21	4327	5975.21	0	0	0.00	0	0	0.00	0	0	0.00
IDB	0	0.00	1599.00	2706.60	1599	2706.60	0	0	0.00	1	0	2.00	1	0	2.00
INB	0	0.00	18.00	41.41	18	41.41	0	0	0.00	0	0	0.00	0	0	0.00
IIB	0	0.00	1.00	6.08	1	6.08	0	0	0.00	0	0	0.00	0	0	0.00
IOB	417	459.00	308.00	2327.39	725	2786.39	0	0	0.00	50	859	57.15	50	859	57.15
PNB	770	1014.00	6401.00	7637.00	7171	8651.00	0	0	0.00	61	900	11.58	61	900	11.58
PSB	507	691.00	305.00	5178.22	812	5869.22	0	0	0.00	11	163	1.98	11	163	1.98
SBI	34034	37730.09	19776.00	158379.77	53810	196109.86	393	5328	211.70	3780	55819	2782.62	4173	61147	2994.32
SYB	0	0.00	549.00	1405.40	549	1405.40	0	0	0.00	0	0	0.00	0	0	0.00
UBI	2385	4950.00	7823.00	51912.79	10208	56862.79	30	420	8.00	1363	19125	632.59	1393	19545	640.59
UCO	873	1864.92	4459.00	10132.32	5332	11997.24	18	257	40.30	128	1829	105.36	146	2086	145.66
UOB	0	0.00	235.00	935.45	235	935.45	0	0	0.00	0	0	0.00	0	0	0.00
VJB	935	804.00	-116.00	2346.84	819	3150.84	0	0	0.00	110	1629	94.86	110	1629	94.86
YES	0	0.00	6.00	267.00	6	267.00	0	0	0.00	0	0	0.00	0	0	0.00
MRB	1485	722.48	12354.00	9833.94	13839	10556.42	219	3145	54.07	5672	83292	1724.24	5891	86437	1778.31
IUCB	5981	4853.45	-2680.00	7430.61	3301	12284.06	0	0	0.00	192	2262	66.16	192	2262	66.16
MSCB	5101	4943.64	8311.00	10829.57	13412	15773.21	0	0	0.00	54	723	118.85	54	723	118.85
MPCB	218	39.25	11.00	198.18	229	237.43	0	0	0.00	81	654	67.25	81	654	67.25
MWCB	260	73.84	46.00	605.74	306	679.58	0	0	0.00	29	429	36.82	29	429	36.82
<b>TOTAL</b>	<b>57998</b>	<b>65139.90</b>	<b>81194.00</b>	<b>341122.57</b>	<b>139192</b>	<b>406262.47</b>	<b>661</b>	<b>9164</b>	<b>314.27</b>	<b>12353</b>	<b>180221</b>	<b>6364.35</b>	<b>13014</b>	<b>189385</b>	<b>6678.62</b>

## Performance Data for the last 2 years of Banks in Manipur

### BANKING PROFILES

December'15

Amount ` in lakhs

Sl. No.	Profile	Comm. Banks	RRBs	Co-op Banks	SUB TOTAL	NEDFi, SIDBI & RIDF	Total
1	Branch Network	126	28	20	174	3	177
2	Aggregate Deposit	497200.23	18949.86	35708.83	551858.92	NA	551858.92
3	Aggregate Advances	233541.37	8428.77	27918.26	269888.40	24624.06	294512.46
4	C:D Ratio (Avg)	47	44	78	49	NA	53
5	Priority Sec. Adv.	150964.85	7316.63	23852.75	182134.23	24624.06	206758.29
	% to Agg. Adv.	65	87	85	67	NA	70
6	Adv. to Agri.	32450.90	2809.22	6618.44	41878.56	NA	41878.56
	% to Agg Adv.	14	33	24	16	NA	14
7	Adv. SSI sec.	26687.36	1295.39	6840.27	34823.02	NA	34823.02
	% to Agg. Adv.	11	15	25	13	NA	12
8	Adv. Education	4039.15	0.00	13.38	4052.53	NA	4052.53
	% to Agg. Adv.	2	0	0	2	NA	1
9	Adv. Housing	35937.07	843.26	2560.74	39361.07	NA	39361.07
	% to Agg. Adv.	15	10	9	15	NA	13
10	Adv. Other Prio	51830.37	2368.76	7819.92	62019.05	24624.06	86643.11
	% to Agg. Adv.	22	28	28	23	100	29
11	Recovery % of Priority Sec. Adv.	42	72	11	31	NA	31
12	Overdue % of Priority Sec Adv.	58	28	89	69	NA	69

December'16

Amount ` in lakhs

Sl. No.	Profile	Comm. Banks	RRBs	Co-op Banks	SUB TOTAL	NEDFi, SIDBI & RIDF	Total
1	Branch Network	139	28	20	187	3	190
2	Aggregate Deposit	67392.79	27939.57	53140.30	775008.66	NA	775008.66
3	Aggregate Advances	285693.73	9392.63	26005.65	321092.01	31308.65	352400.66
4	C:D Ratio (Avg)	42	34	49	43	NA	47
5	Priority Sec. Adv.	175953.28	8777.82	21718.89	206449.99	31308.65	237758.64
	% to Agg. Adv.	62	93	84	64	100	67
6	Adv. to Agri.	36568.20	3547.34	6431.68	46547.22	NA	46547.22
	% to Agg Adv.	13	38	25	14	NA	20
7	Adv. SSI sec.	27147.36	1421.39	6438.8	35007.55	NA	35007.55
	% to Agg. Adv.	10	15	25	11	NA	10
8	Adv. Education	3733.48	3.80	6.11	3743.39	NA	3743.39
	% to Agg. Adv.	2	0	0	1	NA	1
9	Adv. Housing	44846.21	84.52	2141.42	47832.15	NA	47832.15
	% to Agg. Adv.	16	9	8	15	NA	14
10	Adv. Other Prio	63658.03	2960.77	6700.88	73319.65	31308.65	104628.33
	% to Agg. Adv.	22	32	26	23	100	30
11	Recovery % of Priority Sec. Adv.	37	74	13	27	NA	27
12	Overdue % of Priority Sec Adv.	63	26	87	73	NA	73

# 1. Business

Amt. ` in lakhs

	As on 31.12.2017	As on 31.12.2016	As on 31.12.2015	Growth of Dec'17 over Dec'16		Growth of Dec'16 over Dec'15
				Absolute	%	Absolute
<b>Deposit</b>						
CB	689793.47	673928.79	497200.23	15864.68	2	176728.56
RRB	24185.39	27939.57	18949.86	-3754.18	-13	8989.71
CO-OP	39437.01	53140.30	35708.83	-13703.29	-26	17431.47
<b>Total</b>	<b>753415.87</b>	<b>755008.66</b>	<b>551858.92</b>	<b>-1592.79</b>	<b>0</b>	<b>203149.74</b>
<b>Advances</b>						
CB	371343.00	285693.73	233541.37	85649.27	30	52152.36
RRB	12334.73	9392.63	8428.77	2942.10	31	963.86
CO-OP	29263.36	26005.65	27918.26	3257.71	13	-1912.61
<b>Total</b>	<b>412941.09</b>	<b>321092.01</b>	<b>269888.40</b>	<b>91849.08</b>	<b>29</b>	<b>51203.61</b>
<b>Priority Sector Advances</b>						
CB	189165.41	175953.28	150964.85	13212.13	8	24988.43
RRB	11617.64	8777.82	7316.63	2839.82	32	1461.19
CO-OP	21987.01	21718.89	23852.75	268.12	1	-2133.86
<b>Total</b>	<b>222770.06</b>	<b>206449.99</b>	<b>182134.23</b>	<b>16320.07</b>	<b>8</b>	<b>24315.76</b>
<b>Weaker Section Advances</b>						
CB	92166.42	49496.80	44140.78	42669.62	86	5356.02
RRB	6069.76	6000.41	5041.34	69.35	1	959.07
CO-OP	9608.11	8339.47	7674.05	1268.64	15	665.42
<b>Total</b>	<b>107844.29</b>	<b>63836.68</b>	<b>56856.17</b>	<b>44007.61</b>	<b>69</b>	<b>6980.51</b>
<b>Advances on Agriculture</b>						
CB	34814.19	36568.20	32450.90	-1754.01	-5	4117.30
RRB	4460.50	3547.34	2809.22	913.16	26	738.12
CO-OP	6484.40	6431.68	6618.44	52.72	1	-186.76
<b>Total</b>	<b>45759.09</b>	<b>46547.22</b>	<b>41878.56</b>	<b>-788.13</b>	<b>-2</b>	<b>4668.66</b>
<b>Advances on Industries</b>						
CB	58570.16	27147.36	26687.36	31422.80	116	460.00
RRB	6207.51	1421.39	1295.39	4786.12	337	126.00
CO-OP	4637.89	6438.80	6840.27	-1800.91	-28	-401.47
<b>Total</b>	<b>69415.56</b>	<b>35007.55</b>	<b>34823.02</b>	<b>34408.01</b>	<b>98</b>	<b>184.53</b>
<b>Advances on Services (Housing Loan + Education Loan + Other Priority Sector)</b>						
CB	95781.06	112237.72	91826.59	-16456.66	-15	20411.13
RRB	949.63	3809.09	3212.02	-2859.46	-75	597.07
CO-OP	10864.72	8848.41	10394.04	2016.31	23	-1545.63
<b>Total</b>	<b>107595.41</b>	<b>124895.22</b>	<b>105432.65</b>	<b>-17299.81</b>	<b>-14</b>	<b>19462.57</b>



## **2. Priority sector Advances:**

	31.12.2017	31.12.2016	31.12.2015	RBI Benchmark
a. (i) % PSA to total advances ( all banks)	54	67	67	40%
a. (ii) % PSA to total advances (RRBs)	94	93	87	60%
b. % Agl. Advances to total advances	11	14	16	18%

## **3. Performance Annual Credit Plan (ACP):**

	31.12.2017	31.12.2016	31.12.2015
% Of achievement vis-à-vis commitment	67	56	54
Out of which under Agriculture	18	33	20

## **4. Financing of SHGs, (all banks cumulative)**

Amt. ` in lakhs

31.12.2017		31.12.2016		31.12.2015	
No.	Amt.	No.	Amt.	No.	Amt.
13014	6678.62	12723	7188.71	12479	6976.68

## **5. Kisan Credit Cards (KCC), (all banks cumulative)**

Amt. ` in lakhs

31.12.2017		31.12.2016		31.12.2015	
No.	Amt.	No.	Amt.	No.	Amt.
62065	37570.51	57309	26979.22	52833	24642.84

## **6. Recovery Performance, NPA etc.**

Amt. ` in lakhs

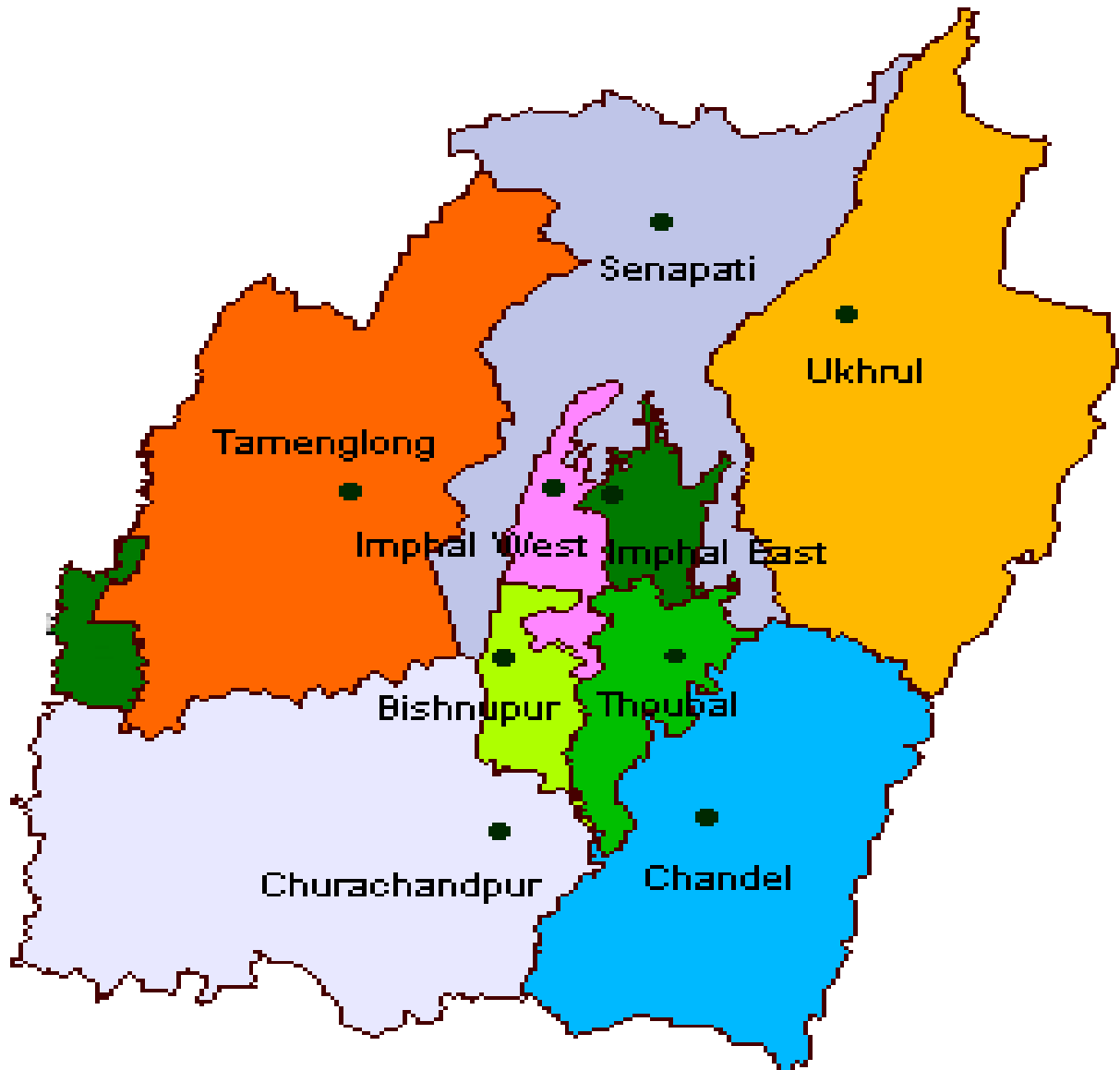
Sector	Recovery %			Gross NPA %			Credit Flow During the Year		
	31.12.2017	31.12.2016	31.12.2015	31.12.2017	31.12.2016	31.12.2015	31.12.2017	31.12.2016	31.12.2015
Total PSA	68	27	31	11	11	13	49742.65	25748.29	42300.06
Agriculture	18	27	25	25	17	18	11932.46	9630.19	11873.75
MSME	22	13	22	12	26	24	20506.83	4263.29	5220.59
Education	31	34	33	5	6	7	511.95	365.40	410.33
Housing	31	47	40	3	5	5	14085.73	9316.83	8322.60
Other Prio	10	33	40	16	8	11	2137.88	10668.21	16472.79

## **7. Recovery position under Govt. sponsored schemes:**

Amt. ` in lakhs

Scheme	Demand Raised ( in lakhs)			Recovery Amt. ( in lakhs)			Recovery %		
	Dec'17	Dec'16	Dec'15	Dec'17	Dec'16	Dec'15	Dec'17	Dec'16	Dec'15
PMRY	128.56	658.01	803.46	1.69	26.63	26.54	1	4	3
SGSY	98.27	96.10	84.55	0.02	18.64	15.44	0	19	18
PMEGP	2850.99	2292.95	2213.88	66.91	166.29	259.38	2	7	12

DISTRICTS OF MANIPUR STATE



1. Thoubal,
2. Chandel
3. Churachandpur
4. Senapati
5. Imphal West,
6. Imphal East
7. Bishnupur
8. Tamenglong
- and 9. Ukhrul.