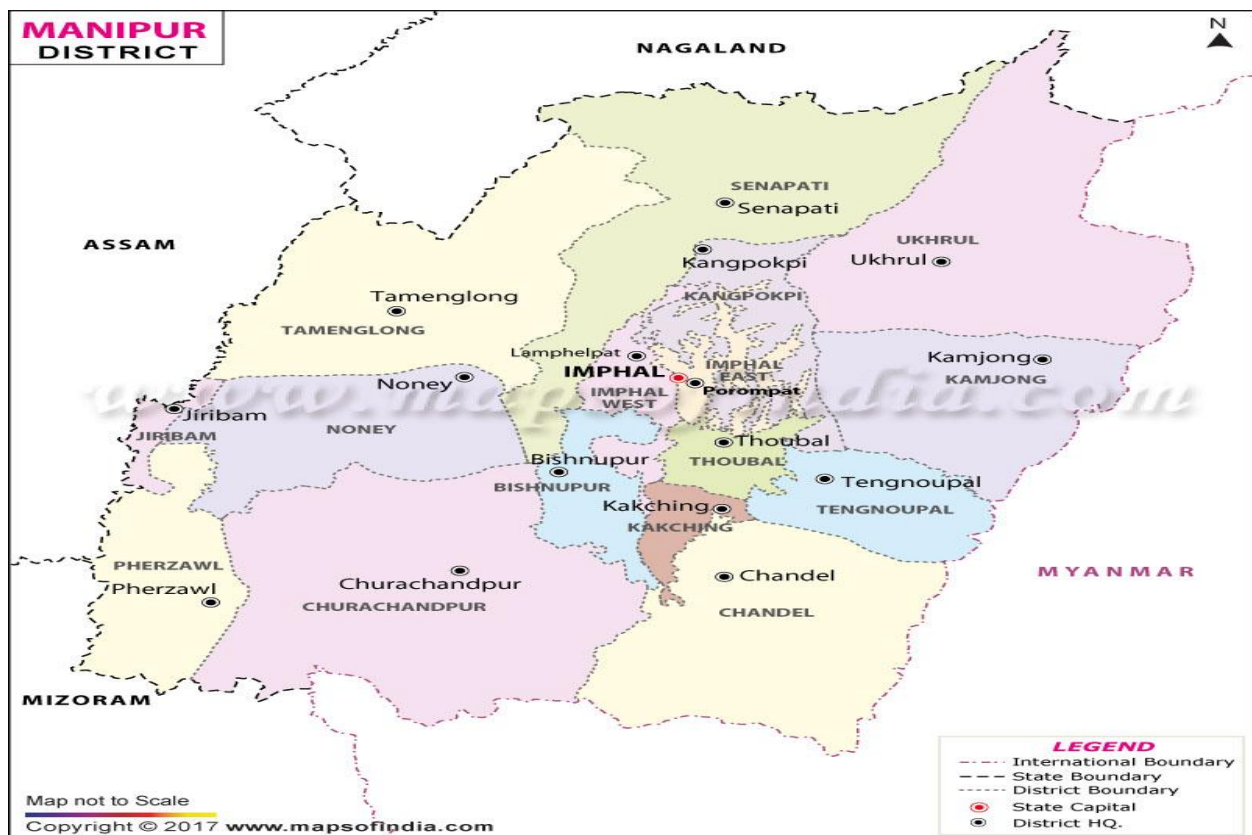


MANIPUR STATE PROFILE

The word Manipur is derived from two words, “Mani” meaning ‘Jewel’ and “Pur” meaning “City or Place”. Pandit Jawaharlal Nehru called Manipur the ‘Jewel of India’ while Lord Irwin described it as the Switzerland of India’. It is bounded by Nagaland to the north, Mizoram to the south, and Assam to the west, Myanmar (Sagaing Region and Chin State) lies to its east. The state covers an area of 22,327 square kilometres (8,621 sq miles) and as per Census 2011, it has a population of 28.56 Lakhs. The rural and urban population is 70.79% and 29.21%, respectively. Sex Ratio in Manipur is 985 i.e. for each 1000 male. Manipur has been at the crossroads of Asian economic and cultural exchange for more than 2,500 years. It has long connected the Indian subcontinent to Southeast Asia, China (or East Asia), Siberia, Micronesia and Polynesia, enabling migration of people, cultures, and religions.

Districts of Manipur



1. Bishnupur	5. Imphal West	9. Kangpokpi	13. Tamenglong
2. Chandel	6. Jiribam	10. Noney	14. Tengnoupal
3. Churachandpur	7. Kakching	11. Pherzawl	15. Thoubal
4. Imphal East	8. Kamjong	12. Senapati	16. Ukhrul

Manipur State
Selected Economic Indicators.

Sl. No.	Items	Ref. Year	Unit	Particulars
1.	Geographical Area	2011 Census	'000 Sq. Km.	22.327
2.	Population	2011 Census	Lakh No.	28.56
3.	Density	-do-	Persons per Sq. Km.	121
4.	Sex Ratio	-do-	Females per '000 Males	987
5.	Percentage of Urban Population to the total population	-do-	Percentage	43
6.	Average Annual Exponential Growth Rate	2001-2011	-do-	1.86%
7.	Population Below Poverty Line (As per Planning Commission estimates)	1999-2000	-do-	28.54%
8.	Literacy rate : (i) Persons (ii) Male (iii) Female	2011 Census	-do-	i) 79.85% ii) 85.48% iii) 77.15%
9.	Gross State Domestic Product (GSDP) at factor cost : (i) At current prices (ii) At constant (1993-94) prices	2004-05 to 2010-2011 (Q) -do-	Rs. in crore -do-	9198.14 7184.09
10.	Net State Domestic Product (NSDP) at factor cost (i) At current prices (ii) At constant (1993-94) prices	-do- -do-	-do- -do-	8228.31 6548.20
11.	Per Capita NSDP (i) At current prices (ii) At constant (1993-94) prices	2003-2004	Rupees -do-	29684 23298
12.	Index of Agricultural Production (Base: Triennium ending 1981-82=100)	2002-2003 (P)	-	3325
13.	Total cropped area	1999-2000	Lakh hectare	1,65,787
14.	Net area sown	-do-	-do-	1,55,232
15.	Index of Industrial Production (Base : 1993-94=100)	2002-2003 (P)	-	502
16.	Post office per lakh population	2017 (December)	No.	25.75
17.	All scheduled commercial banks per lakh population	2017 (December)	Nos.	6.87
18.	Employment on organised sector	2002 (P)	'000 Nos.	80
19.	(i) Public Sector	-do-	-do-	70
20.	(ii) Private Sector	-do-	-do-	10

District-wise Population, Sex-ratio, Density etc (As per 2011 Census).

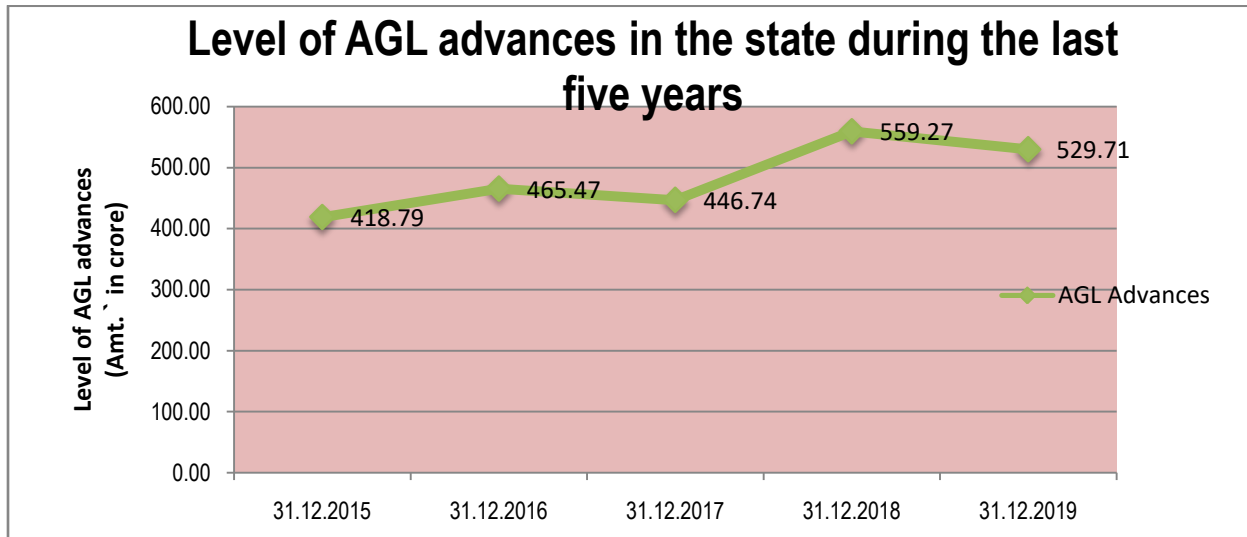
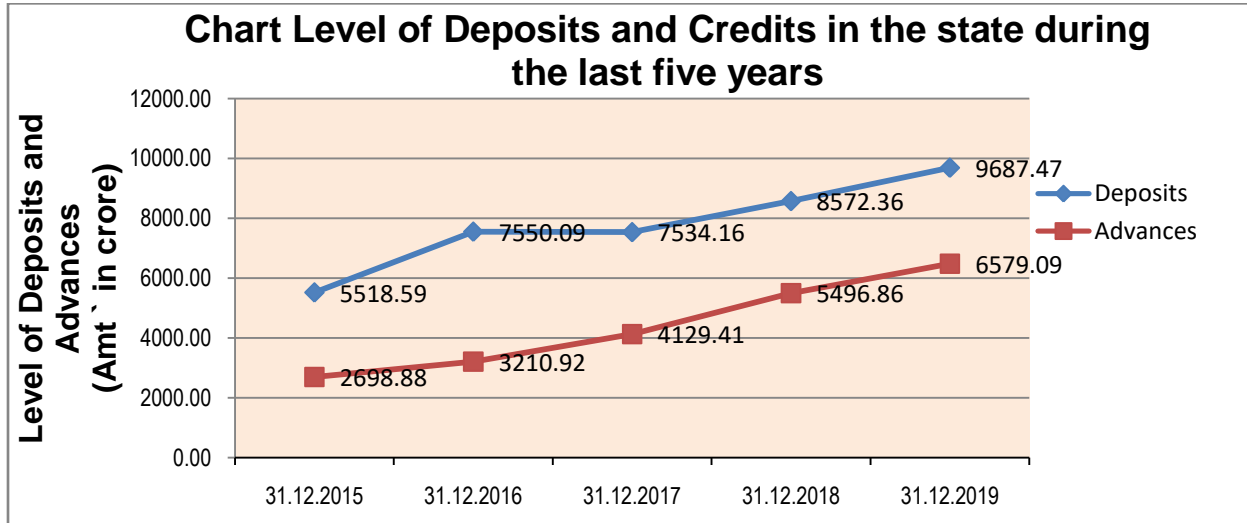
Sl. No.	DISTRICT	Population	Sex Ratio per '000 males	Density per Sq. Km.	Scheduled Caste			Scheduled Tribe		
					Total	Male	Female	Total	Male	Female
1.	THOUBAL	4,20,517	998	708	33,969	16,640	17,329	4,274	2,200	2,074
2.	CHANDEL	1,44,028	981	36	210	107	103	1,08,779	54,692	54,087
3.	CHURANDPUR	2,71,274	944	50	205	179	26	2,12,482	1,07,002	1,05,480
4.	SENAPATI	3,54,972	935	87	238	143	95	1,22,791	61,785	61,006
5.	IMPHAL WEST	5,14,683	1004	856	13,276	6,646	6,630	21,118	10,478	10,640
6.	IMPHAL EAST	4,52,661	991	557	10,409	5,374	5,035	24,712	12,382	12330
7.	BISHNUPUR	2,40,363	993	420	1,727	842	885	6,143	3,064	3,079
8.	TAMENGLONG	1,40,143	922	25	3	X	3	1,06,349	54,020	52,329
9.	UKHRUL	1,83,115	916	31	210	X	X	1,34,493	68,696	65,797
TOTAL		28,55,794	8684	2770	60,247	29,931	30,106	56,247	2,67,317	2,61,342

**** Information collected from respective state Govt. website...**

MANIPUR STATE: ACHIEVEMENT VERSUS NATIONAL NORMS

AS ON 31.12.2019

PARAMETERS	NATIONAL NORMS (%)	State Position (%)
C D RATIO	60	68
CREDIT + INV. : DEPOSIT RATIO	60	75
PRI. SECTOR ADV. TO TOTAL ADV.	40	41
AGL. ADV. TO TOTAL ADV.	18	8



Agenda

Agenda 1. Adoption of minutes of the last SLBC meeting held on 24.09.2019

The minutes of the SLBC meeting for the June quarter 2019 held on 24.09.2019 has been circulated to all the members, the house may adopt the said minutes.

Agenda 2. Action Taken Report of the last SLBC meeting

Action Taken Report has been circulated separately in Annexure.

Agenda 3. Review of Deposit, Advances and CD Ratio:

a) Deposit, Advances and CD Ratio in the last three Financial Years for Manipur: Amt in Crores

FY	Deposits	Advances	CD Ratio	YOY Growth in Advance	
				Value	%
Dec 2019 Quarter	9687.47	6579.09	68	1082.23	20
Dec 2018 Quarter	8572.36	5496.86	64	1367.45	33
Dec 2017 Quarter	7534.16	4129.41	55	918.49	29

****The National bench-mark for CD Ratio is 60%.**

Please Check the Advance Data

b) The CD Ratio performance of the Banks in Manipur as on 31.12.2019:

Banks with Highest CD Ratio above 60%		Banks with Lowest CD Ratio	
1) NESFB	252%	1) YES	21%
2) BANDHAN	209%	2) BOB	31%
3) INDUS	95%	3) MSCB	33%
4) AXIS,PNB	89%		

c) Bank-wise CD Ratio as on December (2019-20) Quarter:

CD Ratio	No of Banks	Name of Banks
Below 40%	3	BOB, YES, MSCB,
40- 60%	13	ALB, CBI, IND, IOB, PSB, UBI,UNI, ICICI, IDBI, MRB, IUCB, MPCB, MWCB
Above 60%	12	BOI,BOM, CAN, PNB, SBI, SYN, UCO, AXIS, BANDHAN, HDFC, INDUS, NESFB,

Agenda 4. Review of Credit Disbursement

a) ACP performance during the year

Sector-wise Summary under ACP

(Amt in Crores)

Sector	FY 2019-20 June Quarter		
	Target	Achieved	Achv%
Agri Sector	666.55	103.61	16%
MSME	471.60	272.01	58%
Other Priority Sector	358.45	138.02	39%
Total Priority	1496.41	513.64	34%
Non Priority	507.24	1394.14	275%
Grand Total	2003.65	1907.78	95%

b) Highlights of the ACP performance Under Priority Sector by the Banks for December Quarter 2019-20:

Banks with the highest ACP performance (%)		Banks with the lowest ACP performance (%)	
MWCB	266	CBI	2
BANBHAN	271	PNB	3
IDBI	187	IUCB	0
HDFC	119	NESBF	0
BOI	107	YES	0
ALB	102	IND	7

C) Priority Sector lending

(Amt in Crores)

Sector	June, 2019	Sept, 2019	Dec, 2019	Growth in Sept – Dec 19		% to Total Advances
				Value	%	
Agri	521.98	527.18	498.29	-28.89	-5%	8%
MSME	1060.60	1149.64	1175.71	26.07	2%	18%
Other Priority Sector	851.11	855.21	987.69	132.48	15%	15%
Total	2433.69	2532.03	2661.69	129.66	5%	41

The Priority Sector advances have increased by 5% over the Sept 2019. Priority sector advances stood at 41% of the total advances at the end of December quarter FY 2019-20.

d) Agriculture Advances:

The Priority Sector Agricultural advances of Rs. 498.29 Crore as on December 2019 stands at 8% of the total advances (Benchmark : 18%). Out of the Agriculture priority advances of Rs. 498.29 Crore, Rs. 166.53 Crore is of Crop Loan.

Flow of Credit to Agriculture (Priority Sector):

(Amt in Crores)

June 2019	Sept 2019	Dec 2019	Growth in June to Sept Quarter 2019	
			Amount	%
521.98	527.18	498.29	-28.89	-5%

The main contributors of negative growth in Agri Sector during the quarter are UBI (-55 Cr), SBI (-3.5 cr), PNB (-2.5 Cr and IOB (-1 Cr).

e) Fishery Loan

As on 20 January 2020

(Amt in Lakhs)

Target	Application Receive	Sanctioned No	Sanctioned Amt	Disbursed Amt	Rejected
2871	1281	497	1095.30	879.82	559

f) MSME Sector:

(Amt in Crores)

Sub-Segment	Jun-19	Sept-19	Dec-19	Growth in Sept – Dec quarter 2019	
				Amount	%
Micro	613.23	730.73	831.50	100.77	14
Small	368.01	879.30	369.37	-509.93	-58
Medium	86.37	40.57	66.14	25.57	63
Total	1067.61	1650.60	1267.01	-383.59	-23

MSME advances as on 31.12.2019 was Rs. 1650.60 Cr.

g) Prime Minister Mudra Yojana (PMMY):

(Amt in Crores)

Particular	Jun-19	Sept-19	Dec-19	Growth in June –September quarter 2019	
				Amount	%
Shishu	25.92	29.02	42.55	13.53	47
Kishore	94.07	102.97	131.71	28.74	28
Tarun	66.57	65.16	79.39	14.23	22
Total	186.56	197.15	253.65	56.5	29

Banks like Axis, Bandhan, Indusind, NESFB, Yes, IUCB, MPCB, MWCB and MSCB have reported nil figure in the portal.

h) PMEGP: Misc. issues.

Sponsoring agencies to apprise the House.

Agenda 5. Opening of Bank Branches at Unbanked Blocks, Unbanked Urban Local Bodies, and CBS-enabled banking outlets at the Unbanked Rural Centres

i) Unbanked Blocks

As on 31.12.2019

TOTAL UNBANKED BLOCKS	NO. OF BANKED BLOCKS	NO. OF UNBANKED BLOCKS
27	12	15

ii) Unbanked Urban Local Bodies

As on 31.12.2019

TOTAL UNBANKED URBAN LOCAL BODIES (ULBs)	NO. OF BANK ULBs	NO. OF UNBANK ULBs
11	2	9

iii) Unbanked Rural Centres (URCs)

As on 05.02.2020

Total Village	Above 5000			2000-5000			Below 2000			Total	
	No. of Villages	Banked	unbanked	No. of Villages	Banked	unbanked	No. of Villages	Banked	unbanked	Banked	Unbanked
2515	46	46	0	217	217	0	2252	1535	717	1798	717

Agenda 6. Doubling of Farmers' Income by 2022

Status Report to be appraised by Director Agriculture

Agenda 7. Crop insurance under PMFBY

Status Report to be appraised by Director Agriculture

Agenda 8. Inclusion of Financial Education in School Curriculum.

Director, Education –S, Manipur to apprise the House.

Agenda 9. Implementation of Digital E-stamping facility on Bank Guarantees

In view of the Digitization of Trade Processes, Indian Banks' Association (IBA) had constituted a Working Group with few Select Member Banks, FEDAI, SWIFT & Stockholding Corporation. Three Sub Groups were formed under this Working Group. One of the Sub Groups, viz. Sub Group on E-Stamping and E-Bank Guarantee had come out with the implementation of "Automated E-Stamping (AES)" after constant endeavors.

As per the instruction received from IBA the matter has been put up in SLBC for further discussion.

Agenda 10: NPA under Make in Manipur Scheme

Agenda 11: Financial Inclusion, IPPB and Jan Dhan Darshak App.

Agenda 12. Miscellaneous Agenda

a) Adoption of Imphal East District as Pilot District for taking up the pilot for "Mission one GP one BC Sakhi" under MSRLM.

b)DC Tamenglong requested for one ATM booth from Canara Bank at Tamenglong:

Canara Bank to apprise

Details of Banking Profile for the FY2019-20 as on 31.12.2019

Rs. In Lakhs

Profile	Public. Bank	Private. Bank	RRBs	Co-op Banks	NEDFI/RIDF	Total
Branch Network	139	38	26	22	4	229
Aggregate Deposit(D)	716508.89	170264.36	28246.09	53727.30	0	968746.64
Aggregate Advances(A)	471385.63	138833.26	16180.29	21776.76	0	648175.94
C:D Ratio (CDR2)	66	82	57	41		67
Priority Sector Advances	174296.01	62452.11	14712.21	14708.96		266169.29
% to Total Advances	37	45	91	68		41
Adv. to Agriculture	20497.15	20122.56	5868.13	3341.46		49829.30
% to Total Advances	4	14	36	15		8
Adv. to SSI Sector	76146.53	30955.51	7836.51	2632.53		117571.08
% to Total Advances	16	22	48	12		18
Adv. to Services Sector	77652.33	11374.07	1007.57	8734.97		98768.94
% to Total Advances	16	8	6	40		15
Recovery % of Priority Sector Advances	36	92	0	27	0	40
Overdues % of Priority Sector Advances	64	8	0	73	0	60

Details of Branch Network of Manipur in the FY2019-20 as on 31-12-2019										
SI No	Bank Name	Rural	Semi Urban	Urban	Total (R+SU+U)	BC	ATM No Rural	ATM No Semi Urban	ATM No Urban	Total(ATM No)
1	ALB	2	1	1	4	4	0	0	0	0
2	BOB	6	0	10	16	6	7	0	11	18
3	BOI	2	1	1	4	1	2	1	3	6
4	BOM	0	0	1	1	0	0	0	0	0
5	CAN	2	2	1	5	0	2	1	1	4
6	CBI	1	4	3	8	0	1	4	2	7
7	IND	0	1	0	1	0	0	1	0	1
8	IOB	1	1	1	3	1	0	1	2	3
9	IPPB	7	0	2	9	0	0	0	0	0
10	PNB	1	3	1	5	6	0	3	1	4
11	PSB	3	0	2	5	4	2	0	2	4
12	SBI	24	14	7	45	141	127	30	45	202
13	SYN	0	0	1	1	0	0	0	1	1
14	UBI	4	8	6	18	62	2	13	11	26
15	UCO	6	5	2	13	7	6	5	2	13
16	UNI	0	0	1	1	1	0	0	1	1
Public Total		59	40	40	139	233	149	59	82	290
1	AXIS	2	4	4	10	6	2	4	12	18
2	BANDHAN	1	0	1	2	0	1	0	1	2
3	HDFC	3	1	4	8	5	3	3	8	14
4	ICICI	4	1	4	9	0	4	1	8	13
5	IDBI	1	1	0	2	1	1	1	0	2
6	INDUS	1	0	2	3	0	1	0	2	3
7	NESFB	0	0	3	3	0	0	0	0	0
8	YES	0	0	1	1	0	0	0	1	1
Private Total		12	7	19	38	12	12	9	32	53
1	MRB	17	5	4	26	42	0	0	0	0
RRB Total		17	5	4	26	42	0	0	0	0
1	IUCB	0	0	8	8	0	0	0	2	2
2	MPCB	0	1	0	1	0	0	0	0	0
3	MSCB	5	6	1	12	0	4	3	3	10
4	MWCB	0	0	1	1	0	0	0	0	0
CO-OP Total		5	7	10	22	0	4	3	5	12
Grand Total		93	59	73	225	287	165	71	119	355

District-wise Branch Network of Manipur in the FY2019-20 as on 31.12.2019										
Sl No.	District	Rural Br	Semi Urban Br	Urban Br	Total Br	BC	Atm Rural	Atm Semi Urban	Atm Urban	Total Atm
2	Bishnupur	4	14	0	18	37	12	7	0	19
3	Chandel	5	0	0	5	7	4	0	0	4
4	Churachandpur	12	5	1	18	29	9	17	2	28
5	Imphal East	21	1	13	35	37	28	2	15	45
6	Imphal West	8	7	59	74	59	63	13	99	175
7	Jiribam	2	0	0	2	4	2	0	0	2
8	Kakching	1	7	0	8	26	5	5	0	10
9	Kamjong	1	0	0	1	2	1	0	0	1
10	Kangpokpi	8	0	0	8	9	7	0	2	9
11	Noney	3	0	0	3	4	1	0	0	1
12	Pherzwal	1	0	0	1	0	0	0	0	0
1	Senapati	13	1	0	14	14	15	3	0	18
13	Tamenglong	3	3	0	6	8	0	2	0	2
14	Tengnoupal	3	4	0	7	4	3	3	0	6
15	Thoubal	4	14	0	18	35	14	14	0	28
16	Ukhrul	4	3	0	7	12	1	5	1	7
	Total	93	59	73	225	287	165	71	119	355

**Bank Wise Business and Credit Deposit Ratio of Manipur in the FY2019-2020 as on date
31-12-2019**

(Rs In Lakhs)

Sl No.	Bank Name	Deposit Amount (D)	Advances Amount (A)	Credit Utilize (CU)	Total Credit (TC)	CDR1	CDR2	Investment Amount (I)	TC + I	CDR3
1	ALB	13420.50	7705.20	0.00	7705.20	57	57	0.00	7705.20	57
2	BOB	75720.39	23409.27	0.00	23409.27	31	31	0.00	23409.27	31
3	BOI	12072.00	9474.00	0.00	9474.00	78	78	0.00	9474.00	78
4	BOM	3124.10	2258.96	0.00	2258.96	72	72	0.00	2258.96	72
5	CAN	7855.92	6752.86	0.00	6752.86	86	86	0.00	6752.86	86
6	CBI	17671.25	9016.15	0.00	9016.15	51	51	0.00	9016.15	51
7	IND	401.74	185.17	0.00	185.17	46	46	0.00	185.17	46
8	IOB	8495.71	4496.55	0.00	4496.55	53	53	0.00	4496.55	53
9	PNB	12344.23	11006.31	0.00	11006.31	89	89	0.00	11006.31	89
10	PSB	18127.12	9925.08	0.00	9925.08	55	55	0.00	9925.08	55
11	SBI	383425.76	289673.08	0.00	289673.08	76	76	37936.00	327609.08	85
12	SYN	1733.11	1369.99	0.00	1369.99	79	79	0.00	1369.99	79
13	UBI	136887.00	76485.37	0.00	76485.37	56	56	0.00	76485.37	56
14	UCO	21704.30	17788.00	0.00	17788.00	82	82	0.00	17788.00	82
15	UNI	3525.76	1839.64	0.00	1839.64	52	52	0.00	1839.64	52
Public Total		716508.89	471385.63	0.00	471385.63	66	66	37936.00	509321.63	71
1	AXIS	52335.21	46755.61	0.00	46755.61	89	89	0.00	46755.61	89
2	BANDHAN	4664.55	9733.21	9733.20	19466.41	209	417	0.00	19466.41	417
3	HDFC	62153.24	51981.54	0.00	51981.54	84	84	0.00	51981.54	84
4	ICICI	36019.50	20893.38	0.00	20893.38	58	58	0.00	20893.38	58
5	IDBI	9808.86	5114.52	0.00	5114.52	52	52	0.00	5114.52	52
6	INDUS	2708.00	2566.00	0.00	2566.00	95	95	0.00	2566.00	95
7	NESFB	540.00	1360.00	0.00	1360.00	252	252	0.00	1360.00	252
8	YES	2035.00	429.00	0.00	429.00	21	21	0.00	429.00	21
Private Total		170264.36	138833.26	9733.20	148566.46	82	87	0.00	148566.46	87
1	MRB	28246.09	16180.29	0.00	16180.29	57	57	11508.58	27688.87	98
RRB Total		28246.09	16180.29	0.00	16180.29	57	57	11508.58	27688.87	98
1	IUCB	21556.50	10821.96	0.00	10821.96	50	50	16135.90	26957.86	125
2	MPCB	548.03	312.28	0.00	312.28	57	57	239.44	551.72	101
3	MSCB	29907.16	9754.62	0.00	9754.62	33	33	0.00	9754.62	33
4	MWCB	1715.61	887.90	0.00	887.90	52	52	588.60	1476.50	86
Co-op Total		53727.30	21776.76	0.00	21776.76	41	41	16963.94	38740.70	72
Grand Total		968746.64	648175.94	9733.20	657909.14	67	68	66408.52	724317.66	75

*** CDR1: CD ratio with Advance given by the bank

CDR2: CD ratio with Advance + Credit utilization in the state but sanctioned outside the state.

CDR3: CD ratio with Advance + Credit utilization + Investment by the bank

Bank Wise Business and Credit Deposit Ratio of Manipur in the FY2019-2020 as on date 31-12-2019

(Rs In Lakhs)

SI No	District Name	Deposit Amount (D)	Advance Amount (A)	Current C:D Ratio	Rural Br	Semi Urban Br	Urban Br	Total Br	BC	Rural ATM	Semi Urban ATM	Urban Atm	Total Atm
1	Bishnupur	23211.04	23490.82	101	4	14	0	18	37	12	7	0	19
2	Chandel	17142.86	15333.48	89	5	0	0	5	7	4	0	0	4
3	Churachandpur	63485.15	40505.12	64	12	5	1	18	29	9	17	2	28
4	Imphaleast	101773.98	70704.39	69	21	1	13	35	37	28	2	15	45
5	Imphalwest	618571.36	379474.67	61	8	7	59	74	59	63	13	99	175
6	Jiribam	5871.71	5789.35	99	2	0	0	2	4	2	0	0	2
7	Kakching	12745.80	19915.82	156	1	7	0	8	26	5	5	0	10
8	Kamjong	659.50	1471.16	223	1	0	0	1	2	1	0	0	1
9	Kangpokpi	15624.00	14959.54	96	8	0	0	8	9	7	0	2	9
10	Noney	1828.66	2278.18	125	3	0	0	3	4	1	0	0	1
11	Pherzwal	82.83	696.77	841	1	0	0	1	0	0	0	0	0
12	Senapati	27966.55	22824.76	82	13	1	0	14	14	15	3	0	18
13	Tamenglong	10024.84	3722.92	37	3	3	0	6	8	0	2	0	2
14	Tengnoupal	8080.23	8180.44	101	3	4	0	7	4	3	3	0	6
15	Thoubal	43894.59	30508.33	70	4	14	0	18	35	14	14	0	28
16	Ukhrul	17783.54	8320.19	47	4	3	0	7	12	1	5	1	7
Grand Total		968746.64	648175.94	67	93	59	73	225	287	165	71	119	355

Segregation of Advances of Manipur in the FY2019-2020 as on date 31-12-2019								
(Rs In Lakhs)								
Sl No.	Bank Name	Non Priority Sector Total O/S	Non Priority Sector Total NPA	Priority Sector(PSA)	Weaker Sector(WSA)	PSA To T. Adv (%)	WSA To PSA (%)	WSA To T. Adv (%)
1	ALB	2911.26	59.47	4793.94	0	62	0	0
2	BOB	4829.01	246.86	18580.26	5544.4	79	30	24
3	BOI	1313.32	18.68	8160.68	363	86	4	4
4	BOM	1104.19	7.34	1154.77	0	51	0	0
5	CAN	2721.46	108.9	4031.40	1734	60	43	26
6	CBI	1849.36	0	7166.79	1570.68	79	22	17
7	IND	61.63	0	123.54	23.17	67	19	13
8	IOB	2129.98	17.81	2366.57	0	53	0	0
9	PNB	2702.22	579.03	8304.09	4952.83	75	60	45
10	PSB	1389.41	31.5	8535.67	2471.2	86	29	25
11	SBI	230185.29	1204.23	59487.79	28967.31	21	49	10
12	SYN	742.90	131.23	627.09	51.23	46	8	4
13	UBI	40254.93	80.74	36230.44	8540	47	24	11
14	UCO	3355.00	68.54	14433.00	125	81	1	1
15	UNI	1539.66	20.56	299.98	0	16	0	0
	Public Total	297089.62	2574.89	174296.01	54342.82	37	31	12
1	AXIS	25013.01	2.67	21742.60	1595.31	47	7	3
2	BANDHAN	713.75	0	9019.46	8163.95	93	91	84
3	HDFC	37047.37	377.86	14934.17	3491.85	29	23	7
4	ICICI	10430.75	0	10462.63	7172.33	50	69	34
5	IDBI	884.73	0	4229.79	2803.66	83	66	55
6	INDUS	1918.54	0	647.46	7.67	25	1	0
7	NESFB	0.00	0	1360.00	0	100	0	0
8	YES	373.00	0	56.00	60	13	107	14
	Private Total	76381.15	380.53	62452.11	23294.77	45	37	17
1	MRB	1468.08	37.1	14712.21	6199.79	91	42	38
	RRB Total	1468.08	37.1	14712.21	6199.79	91	42	38
1	IUCB	1952.60	421.85	8869.36	2326.09	82	26	21
2	MPCB	11.00	0.82	301.28	254.49	96	84	81
3	MSCB	4867.38	626.58	4887.24	833.41	50	17	9
4	MWCB	236.82	0	651.08	764.82	73	117	86
	Co-Op Total	7067.80	1049.25	14708.96	4178.81	68	28	19
	Grand Total	382006.65	4041.77	266169.29	88016.19	41	33	14

Analysis of Priority Sector Advances for the FY2019-20 as on date 30-09-2019										
Rs in Lakhs										
SI No.	Bank Name	No. of A/C	Total O/S	Demand Raised	Recovery		Over dues		Gross NPA	
					Amount	%	Amount	%	Amount	%
1	ALB	1683	4793.94	1310.87	1044.04	80	266.83	20	266.83	6
2	BOB	3987	18580.26	25.00	6.00	24	19.00	76	227.73	1
3	BOI	1922	8160.68	528.64	0.00	0	528.64	100	509.26	6
4	BOM	127	1154.77	885.26	267.55	30	617.71	70	21.18	2
5	CAN	1740	4031.40	199.00	94.91	48	104.09	52	768.30	19
6	CBI	0	7166.79	0.00	0.00	0	0.00	0	0.00	0
7	IND	31	123.54	0.00	0.00	0	0.00	0	0.00	0
8	IOB	7	2366.57	156.32	11.50	7	144.82	93	176.68	7
9	PNB	9674	8304.09	76.26	2.24	3	74.02	97	1400.50	17
10	PSB	1200	8535.67	745.88	3.97	1	741.91	99	745.99	9
11	SBI	10354	59487.79	5938.88	2807.81	47	3131.07	53	3408.74	6
12	SYN	208	627.09	374.43	17.40	5	357.03	95	374.43	60
13	UBI	11649	36230.44	0.00	0.00	0	0.00	0	1886.85	5
14	UCO	5376	14433.00	2037.54	165.50	8	1872.04	92	2037.54	14
15	UNI	120	299.98	1.60	0.00	0	1.60	100	5.33	2
	Public Total	48078	174296.01	12279.68	4420.92	36	7858.76	64	11829.36	7
1	AXIS	9332	21742.64	0.00	0.00	0	0.00	0	0.00	0
2	BANDHAN	26744	9019.46	0.00	0.00	0	0.00	0	0.00	0
3	HDFC	11576	14934.17	1288.05	1198.84	93	89.21	7	278.06	2
4	ICICI	6539	10462.63	0.00	0.00	0	0.00	0	0.00	0
5	IDBI	1725	4229.78	131.53	106.55	81	24.98	19	816.41	19
6	INDUS	50	647.46	0.00	0.00	0	0.00	0	0.00	0
7	NESFB	10113	1360.00	0.00	0.00	0	0.00	0	0.00	0
8	YES	2	56.00	0.00	0.00	0	0.00	0	0.00	0
	Private Total	66081	62452.14	1419.58	1305.39	92	114.19	8	1094.47	2
1	MRB	22453	14712.21	0.00	0.00	0	0.00	0	3367.19	23
	RRB Total	22453	14712.21	0.00	0.00	0	0.00	0	3367.19	23
1	IUCB	2054	8869.36	912.05	84.04	9	828.01	91	912.05	10
2	MPCB	274	301.28	171.86	147.55	86	24.31	14	13.61	5
3	MSCB	3820	4887.24	1155.67	353.16	31	802.51	69	808.93	17
4	MWCB	374	651.08	49.75	32.80	66	16.95	34	54.95	8
	Co-Op Total	6522	14708.96	2289.33	617.55	27	1671.78	73	1789.54	12
	Grand Total	143134	266169.32	15988.59	6343.86	40	9644.73	60	18080.56	7

**Analysis of Priority Sector Advances Under Agriculture for the FY2019-2020 as on date
31-12-2019**

(Rs. In Lakhs)

SI No.	Bank Name	No. of A/C	Total O/S	Demand Raised	Recovery		Overdue		Gross NPA	
					Amount	%	Amount	%	Amount	%
1	ALB	577	905.23	380.09	319.82	84	60.27	16	60.27	7
2	BOB	831	1645.00	12.00	2.00	17	10.00	83	136.34	8
3	BOI	742	1072.87	69.84	0.00	0	69.84	100	50.46	5
4	BOM	5	19.03	0.00	0.00		0.00		0.00	0
5	CAN	616	622.50	26.00	7.65	29	18.35	71	227.90	37
6	CBI	0	1293.55	0.00	0.00		0.00		0.00	0
7	IND	5	5.48	0.00	0.00		0.00		0.00	0
8	IOB	0	219.19	72.21	5.40	7	66.81	93	59.55	27
9	PNB	9155	6668.92	76.26	2.24	3	74.02	97	1400.50	21
10	PSB	107	660.59	66.62	1.61	2	65.01	98	66.73	10
11	SBI	3179	3513.21	2651.21	242.03	9	2409.18	91	544.46	15
12	SYN	18	34.03	19.23	4.20	22	15.03	78	19.23	57
13	UBI	1950	1124.57	0.00	0.00		0.00		263.76	23
14	UCO	1720	2696.00	375.00	40.50	11	334.50	89	375.00	14
15	UNI	10	16.98	0.00	0.00		0.00		0.00	0
Public	Total	18915	20497.15	3748.46	625.45	17	3123.01	83	3204.20	16
1	AXIS	5763	7804.68	0.00	0.00		0.00		0.00	0
2	BANDHAN	2401	857.78	0.00	0.00		0.00		0.00	0
3	HDFC	888	1685.20	144.59	119.81	83	24.78	17	34.02	2
4	ICICI	6388	8604.75	0.00	0.00		0.00		0.00	0
5	IDBI	1207	1147.64	36.33	28.63	79	7.70	21	713.06	62
6	INDUS	1	1.21	0.00	0.00	0	0.00	0	0.00	0
7	NESFB	182	21.30	0.00	0.00	0	0.00	0	0.00	0
8	YES	0	0.00	0.00	0.00	0	0.00	0	0.00	0
Private	Total	16830	20122.56	180.92	148.44	82	32.48	18	747.08	4
1	MRB	12966	5868.13	0.00	0.00	0	0.00	0	1181.23	20
RRB	Total	12966	5868.13	0.00	0.00	0	0.00	0	1181.23	20
1	IUCB	48	62.49	61.07	2.69	4	58.38	96	61.07	98
2	MPCB	181	209.26	111.01	111.01	100	0.00	0	0.00	0
3	MSCB	3046	2931.21	775.49	250.87	32	524.62	68	467.93	16
4	MWCB	165	138.50	1.75	0.80	46	0.95	54	1.75	1
Co-op	Total	3440	3341.46	949.32	365.37	38	583.95	62	530.75	16
Grand	Total	52151	49829.30	4878.70	1139.26	23	3739.44	77	5663.26	11

**Analysis of Priority Sector Advances Under Crop Loan for the FY2019-2020 as on date
31-12-2019**

(Rs. In Lakhs)

SI No.	Bank Name	No. of A/C	Total O/S	Demand Raised	Recovery		Overdue		Gross NPA	
					Amount	%	Amount	%	Amount	%
1	ALB	486	523.27	248.29	147.52	59	100.77	41	45.46	9
2	BOB	179	167.95	9.00	0.50	6	8.50	94	43.53	26
3	BOI	335	219.15	19.54	0.00	0	19.54	100	19.54	9
4	BOM	0	0.00	0.00	0.00	0	0.00	0	0.00	
5	CAN	447	279.80	21.50	4.43	21	17.07	79	192.00	69
6	CBI	0	1190.21	0.00	0.00	0	0.00	0	0.00	0
7	IND	1	2.69	0.00	0.00	0	0.00	0	0.00	0
8	IOB	0	0.00	0.00	0.00	0	0.00	0	0.00	
9	PNB	0	0.00	0.00	0.00	0	0.00	0	0.00	
10	PSB	24	35.25	0.00	0.00	0	0.00	0	0.00	0
11	SBI	2436	1317.45	1043.64	92.69	9	950.95	91	398.12	30
12	SYN	3	3.02	0.00	0.00	0	0.00	0	0.00	0
13	UBI	1269	457.20	0.00	0.00	0	0.00	0	81.26	18
14	UCO	1220	1137.00	156.00	24.50	16	131.50	84	156.00	14
15	UNI	1	1.15	0.00	0.00		0.00		0.00	0
Public	Total	6401	5334.14	1497.97	269.64	18	1228.33	82	935.91	18
1	AXIS	5763	7804.65	0.00	0.00	0	0.00	0	0.00	0
2	BANDHAN	0	0.00	0.00	0.00	0	0.00	0	0.00	
3	HDFC	225	759.94	0.00	0.00	0	0.00	0	0.00	0
4	ICICI	38	31.87	0.00	0.00	0	0.00	0	0.00	0
5	IDBI	1207	1009.47	3.57	3.34	94	0.23	6	713.06	71
6	INDUS	0	0.00	0.00	0.00	0	0.00	0	0.00	
7	NESFB	0	0.00	0.00	0.00	0	0.00	0	0.00	
8	YES	0	0.00	0.00	0.00	0	0.00	0	0.00	
Private	Total	7233	9605.93	3.57	3.34	94	0.23	6	713.06	7
1	MRB	5190	1569.08	1.75	0.00	0	1.75	100	108.43	7
RRB	Total	5190	1569.08	1.75	0.00	0	1.75	100	108.43	7
1	IUCB	0	0.00	0.00	0.00	0	0.00	0	0.00	0
2	MPCB	0	0.00	0.00	0.00	0	0.00	0	0.00	0
3	MSCB	805	144.61	79.34	10.28	13	69.06	87	9.05	6
4	MWCB	0	0.00	0.00	0.00	0	0.00	0	0.00	0
Co-Op	Total	805	144.61	79.34	10.28	13	69.06	87	9.05	6
Grand	Total	19629	16653.76	1582.63	283.26	18	1299.37	82	1766.45	11

**Analysis of Priority Sector Advances Under MSME for the FY2019-2020 as on date
31-12-2019**

(Rs. In Lakhs)

SI No.	Bank Name	No. of A/C	Total O/S	Demand Raised	Recovery		Overdues		GrossNPA	
					Amount	%	Amount	%	Amount	%
1	ALB	1015	2818.1	766.07	563.62	74	202.45	26	202.45	7
2	BOB	2369	7687	6	2	33	4	67	51.26	7
3	BOI	880	2774.97	186.9	0	0	186.9	100	186.9	7
4	BOM	91	829.96	442.38	135	31	307.38	69	7.12	1
5	CAN	932	2254.85	148	75.96	51	72.04	49	479.6	21
6	CBI	0	5343.04	0	0		0		0	0
7	IND	17	26.36	0	0		0		0	0
8	IOB	0	1626.99	84.11	6.1	7	78.01	93	117.13	7
9	PNB	395	1040.83	0	0		0		0	
10	PSB	898	6240.97	671.64	2.36	0	669.28	100	671.64	11
11	SBI	4413	24847.45	734.17	72.38	10	661.79	90	2768.34	11
12	SYN	176	537.75	355.2	13.2	4	342	96	355.2	66
13	UBI	4635	14436.5	0	0		0		1440.26	10
14	UCO	2436	5449	1510.54	110	7	1400.54	93	1510.54	28
15	UNI	104	232.76	1.6	0	0	1.6	100	5.33	2
Public	Total	18361	76146.53	4906.61	980.62	20	3925.99	80	7795.77	11
1	AXIS	239	4231.66	0	0		0		0	0
2	BANDHAN	24343	8161.68	0	0		0		0	0
3	HDFC	10253	12738.02	1030.51	985.92	96	44.59	4	243.11	2
4	ICICI	149	1825.56	0	0		0		0	0
5	IDBI	397	1965.48	56.39	46.12	82	10.27	18	87.35	4
6	INDUS	49	646.25	0	0		0		0	0
7	NESFB	9926	1330.86	0	0		0		0	
8	YES	2	56	0	0		0		0	0
Private	Total	45358	30955.51	1086.9	1032.04	95	54.86	5	330.46	1
1	MRB	9358	7836.51	0	0		0		2185.96	28
RRB	Total	9358	7836.51	0	0	0	0	0	2185.96	28
1	IUCB	199	1512.5	850.98	81.35	10	769.63	90	850.98	65
2	MPCB	8	2.1	2.1	0.06	3	2.04	97	0.89	42
3	MSCB	423	805.24	319.53	78.44	25	241.09	75	282.35	35
4	MWCB	90	312.69	0	0		0		35.2	11
Co-op	Total	720	2632.53	1172.61	159.85	38	1012.76	62	1169.42	44
Grand	Total	73797	117571.08	7166.12	2172.51	30	4993.61	70	11481.61	11

Analysis of Other Priority Sector Advances for the FY2019-2020 as on date 31-12-2019										
(Rs. In Lakhs)										
SI No.	Bank Name	No. of A/C	Total O/S	Demand Raised	Recovery		Overdue		Gross NPA	
					Amount	%	Amount	%	Amount	%
1	ALB	91	1070.61	164.71	160.60	98	4.11	2	4.11	0
2	BOB	787	9248.26	7.00	2.00	29	5.00	71	40.13	3
3	BOI	300	4312.84	271.90	0.00	0	271.90	100	271.90	4
4	BOM	31	305.78	442.88	132.55	30	310.33	70	14.06	1
5	CAN	192	1154.05	25.00	11.30	45	13.70	55	60.80	5
6	CBI	0	530.20	0.00	0.00	0	0.00	0	0.00	0
7	IND	9	91.70	0.00	0.00	0	0.00	0	0.00	0
8	IOB	7	520.39	0.00	0.00	0	0.00	0	0.00	0
9	PNB	124	594.34	0.00	0.00	0	0.00	0	0.00	
10	PSB	195	1634.11	7.62	0.00	0	7.62	100	7.62	23
11	SBI	2762	31127.13	2553.50	2493.40	98	60.10	2	95.94	0
12	SYN	14	55.31	0.00	0.00	0	0.00	0	0.00	0
13	UBI	5064	20669.37	0.00	0.00	0	0.00	0	182.83	3
14	UCO	1220	6288.00	152.00	15.00	10	137.00	90	152.00	3
15	UNI	6	50.24	0.00	0.00	0	0.00	0	0.00	0
	Public Total	10802	77652.33	3624.61	2814.85	78	809.76	22	829.39	1
1	AXIS	3330	9706.30	0.00	0.00	0	0.00	0	0.00	0
2	BANDHAN	0	0.00	0.00	0.00	0	0.00	0	0.00	0
3	HDFC	435	510.95	112.95	93.11	82	19.84	18	0.93	0
4	ICICI	2	32.32	0.00	0.00	0	0.00	0	0.00	0
5	IDBI	121	1116.66	38.81	31.80	82	7.01	18	16.00	1
6	INDUS	0	0.00	0.00	0.00	0	0.00	0	0.00	
7	NESFB	5	7.84	0.00	0.00	0	0.00	0	0.00	
8	YES	0	0.00	0.00	0.00	0	0.00	0	0.00	0
	Private Total	3893	11374.07	151.76	124.91	82	26.85	18	16.93	0
1	MRB	129	1007.57	0.00	0.00	0	0.00	0	0.00	0
	RRB Total	129	1007.57	0.00	0.00	0	0.00	0	0.00	0
1	IUCB	1807	7294.37	0.00	0.00	0	0.00	0	0.00	
2	MPCB	85	89.92	58.75	36.48	62	22.27	38	12.72	14
3	MSCB	351	1150.79	60.65	23.85	39	36.80	61	58.65	15
4	MWCB	119	199.89	48.00	32.00	67	16.00	33	18.00	1
	Co-op Total	2362	8734.97	167.40	92.33	38	75.07	62	89.37	1
	Grand Total	17186	98768.94	3943.77	3032.09	77	911.68	23	935.69	1

Annual Credit Plan - Target for Manipur for FY 2019-20

Rs in lakhs

Sl no	Bank	Agriculture and allied activities	MSME	Other Priority Sector	Priority Sec. Total	Non-Priority	Grand Total
		Amt.	Amt.	Amt.	Amt.	Amt.	Amt.
1	ALB	605.15	712.30	642.95	1960.40	605.75	2566.15
2	BOB	1509.95	2034.80	1643.85	5188.60	1778.50	6967.10
3	BOI	869.75	632.50	519.25	2021.50	505.00	2526.50
4	BOM	257.00	110.00	62.00	429.00	70.00	499.00
5	CAN	627.00	560.00	457.20	1644.20	652.00	2296.20
6	CBI	1550.40	1068.30	705.00	3323.70	784.10	4107.80
7	IND	57.00	70.00	30.00	157.00	11.00	168.00
8	IOB	933.00	557.00	419.50	1909.50	592.75	2502.25
9	PNB	846.00	628.00	365.00	1839.00	426.00	2265.00
10	PSB	1130.00	905.00	597.00	2632.00	507.00	3139.00
11	SBI	22806.10	17422.85	17343.60	57572.55	26587.65	84160.20
12	SYN	257.00	120.00	72.00	449.00	85.00	534.00
13	UBI	11784.85	7322.35	5360.40	24467.60	6887.50	31355.10
14	UCO	4541.50	1726.25	1417.70	7685.45	1725.50	9410.95
15	UNI	257.00	120.00	63.00	440.00	72.00	512.00
PUBLIC TOTAL		48031.70	33989.35	29698.45	111719.50	41289.75	153009.25
1	AXIS	3857.75	2495.50	1663.85	8017.10	2657.00	10674.10
2	BAND	299.00	2370.00	133.00	2802.00	99.00	2901.00
3	HDFC	3061.10	1757.55	844.10	5662.75	1659.00	7321.75
4	ICICI	2491.00	940.00	447.00	3878.00	627.00	4505.00
5	IDBI	287.00	360.00	229.00	876.00	273.00	1149.00
6	INDUS	107.00	120.00	69.00	296.00	80.00	376.00
7	NESFB	117.00	240.00	68.00	425.00	15.00	440.00
8	YES	108.00	160.00	113.00	381.00	144.00	525.00
Private Total		10327.85	8443.05	3566.95	22337.85	5554.00	27891.85
1	MRB	4606.00	2280.00	1050.00	7936.00	1741.00	9677.00
RRB_TOL		4606.00	2280.00	1050.00	7936.00	1741.00	9677.00
1	IUCB	1200.00	1050.00	624.00	2874.00	834.00	3708.00
2	MSCB	2146.60	1197.50	796.00	4140.10	1179.75	5319.85
3	MPCB	236.00	110.00	43.00	389.00	77.00	466.00
4	MWCB	107.00	90.00	48.00	245.00	48.00	293.00
CO-OP_TOL		3689.60	2447.50	1511.00	7648.10	2138.75	9786.85
GRAND_TOL		66655.15	47159.90	35826.40	149641.45	50723.50	200364.95

Performance Under Annual Credit Plan of Manipur in the FY2019-2020 as on date 31-12-2019

(Rs In Lakhs)

Sl No.	Bank Name	Agriculture			Crop loan			MSME			Other Priority			Total Priority		
		Commit	Achieve	%	Commit	Achieve	%	Commit	Achieve	%	Commit	Achieve	%	Commit	Achieve	%
1	ALB	605.15	671.70	111	0	53.86	0	712.30	1193.51	168	642.95	142.85	22	1960.40	2008.06	102
2	BOB	1509.95	184.38	12	0	62.31	0	2034.80	263.97	13	1643.85	278.47	17	5188.60	726.82	14
3	BOI	869.75	626.42	72	0	62.19	0	632.50	524.50	83	519.25	1016.3	196	2021.50	2167.22	107
4	BOM	257.00	12.00	5	0	0.00	0	110.00	305.00	277	62.00	30.9	50	429.00	347.90	81
5	CAN	627.00	152.80	24	0	65.70	0	560.00	426.60	76	457.20	334.5	73	1644.20	913.90	56
6	CBI	1550.40	0.00	0	0	0.00	0	1068.30	48.55	5	705.00	15	2	3323.70	63.55	2
7	IND	57.00	0.00	0	0	0.00	0	70.00	0.63	1	30.00	10	33	157.00	10.63	7
8	IOB	933.00	60.52	6	0	3.00	0	557.00	261.18	47	419.50	78.43	19	1909.50	400.13	21
9	PNB	846.00	20.60	2	0	13.60	0	628.00	36.19	6	365.00	3.5	1	1839.00	60.29	3
10	PSB	1130.00	43.37	4	0	12.59	0	905.00	690.90	76	597.00	287.78	48	2632.00	1022.05	39
11	SBI	22806.10	1141.01	5	0	180.40	0	17422.85	2191.08	13	17343.60	5450.27	31	57572.55	8782.36	15
12	SYN	257.00	1.02	0	0	1.02	0	120.00	78.21	65	72.00	0.24	0	449.00	79.47	18
13	UBI	11784.85	295.77	3	0	295.77	0	7322.35	1958.13	27	5360.40	2985.22	56	24467.60	5239.12	21
14	UCO	4541.50	328.00	7	0	296.00	0	1726.25	594.00	34	1417.70	774	55	7685.45	1696.00	22
15	UNI	257.00	12.08	5	0	0.00	0	120.00	52.47	44	63.00	18.82	30	440.00	83.37	19
Public	Total	48031.70	3549.67	7	0	1046.44	0	33989.35	8624.92	25	29698.45	11426.28	38	111719.50	23600.87	21
1	AXIS	3857.75	2575.15	67	0	2575.15	0	2495.50	731.39	29	1663.85	903.1	54	8017.10	4209.64	53
2	BANDHAN	299.00	110.34	37	0	0.00	0	2370.00	7490.45	316	133.00	0	0	2802.00	7600.79	271
3	HDFC	3061.10	1219.52	40	0	610.82	0	1757.55	5024.34	286	844.10	491.9	58	5662.75	6735.76	119
4	ICICI	2491.00	9.48	0	0	9.48	0	940.00	604.79	64	447.00	3.11	1	3878.00	617.38	16
5	IDBI	287.00	28.62	10	0	16.40	0	360.00	1204.06	334	229.00	401.7	175	876.00	1634.38	187
6	INDUS	107.00	1.20	1	0	0.00	0	120.00	90.88	76	69.00	0	0	296.00	92.08	31
7	NESFB	117.00	0.00	0	0	0.00	0	240.00	0.00	0	68.00	0	0	425.00	0.00	0
8	YES	108.00	0.00	0	0	0.00	0	160.00	0.00	0	113.00	0	0	381.00	0.00	0
Private	Total	10327.85	3944.31	38	0	3211.85	0	8443.05	15145.91	179	3566.95	1799.81	50	22337.85	20890.03	94
1	MRB	4606.00	1107.70	24	0	768.71	0	2280.00	1989.54	87	1050.00	155.5	15	7936.00	3252.74	41
RRB	Total	4606.00	1107.70	24	0	768.71	0	2280.00	1989.54	87	1050.00	155.5	15	7936.00	3252.74	41
1	IUCB	1200.00	10.00	1	0	0.00	0	1050.00	0.00	0	624.00	0	0	2874.00	10.00	0
2	MPCB	236.00	207.10	88	0	0.00	0	110.00	2.04	2	43.00	1.75	4	389.00	210.89	54
3	MSCB	2146.60	1403.31	65	0	0.00	0	1197.50	1125.60	94	796.00	219	28	4140.10	2747.91	66
4	MWCB	107.00	138.50	129	0	0.00	0	90.00	312.69	347	48.00	199.89	416	245.00	651.08	266
Co-Op	Total	3689.60	1758.91	48	0	0.00	0	2447.50	1440.33	59	1511.00	420.64	28	7648.10	3619.88	47
Grand	Total	66655.15	10360.59	16	0	5027.00	0	47159.90	27200.70	58	35826.40	13802.23	39	149641.45	51363.52	34

*** For Manipur State separate target for Crop loan was not assigned in the 2019-20 Annual Credit Plan.

Bank-wise Performance Under Annual Credit Plan of Manipur in the FY2019-2020 as on date 31-12-2019

(Rs In Lakhs)

Sl No.	Bank Name	Crop Production	Water Resources	Farm	Plantation	Animal Husbandry	Fishery	Agri Others	Agri Infrastructure	Ancillary Activities	Agri Total	Agri Target	Agri ACH %
1	ALB	53.86	0.00	0.00	0.00	46.77	0.00	0.00	0.00	571.07	671.70	605.15	111
2	BOB	62.31	0.00	15.20	0.00	80.52	26.35	0.00	0.00	0.00	184.38	1509.95	12
3	BOI	62.19	0.00	0.00	3.00	497.00	64.23	0.00	0.00	0.00	626.42	869.75	72
4	BOM	0.00	0.00	0.00	0.00	2.00	10.00	0.00	0.00	0.00	12.00	257.00	5
5	CAN	65.70	0.00	6.70	0.00	40.40	40.00	0.00	0.00	0.00	152.80	627.00	24
6	CBI	0.00	0.00	0.00	0.00	0.00	0.00	0.00	0.00	0.00	0.00	1550.40	0
7	IND	0.00	0.00	0.00	0.00	0.00	0.00	0.00	0.00	0.00	0.00	57.00	0
8	IOB	3.00	0.00	0.00	0.00	45.86	5.66	0.00	0.00	6.00	60.52	933.00	6
9	PNB	13.60	0.00	0.00	0.00	0.00	7.00	0.00	0.00	0.00	20.60	846.00	2
10	PSB	12.59	0.00	0.00	0.00	4.08	0.00	0.00	0.00	26.70	43.37	1130.00	4
11	SBI	180.40	0.00	7.00	0.00	36.50	211.63	705.48	0.00	0.00	1141.01	22806.10	5
12	SYN	1.02	0.00	0.00	0.00	0.00	0.00	0.00	0.00	0.00	1.02	257.00	0
13	UBI	295.77	0.00	0.00	0.00	0.00	0.00	0.00	0.00	0.00	295.77	11784.85	3
14	UCO	296.00	0.00	0.00	0.00	0.00	32.00	0.00	0.00	0.00	328.00	4541.50	7
15	UNI	0.00	0.00	0.00	0.00	0.00	0.00	0.00	0.00	12.08	12.08	257.00	5
Public	Total	1046.44	0.00	28.90	3.00	753.13	396.87	705.48	0.00	615.85	3549.67	48031.70	7
1	AXIS	2575.15	0.00	0.00	0.00	0.00	0.00	0.00	0.00	0.00	2575.15	3857.75	67
2	BANDHAN	0.00	20.95	9.55	0.00	23.09	0.00	0.00	0.00	56.75	110.34	299.00	37
3	HDFC	610.82	0.00	47.45	0.00	0.00	0.00	561.25	0.00	0.00	1219.52	3061.10	40
4	ICICI	9.48	0.00	0.00	0.00	0.00	0.00	0.00	0.00	0.00	9.48	2491.00	0
5	IDBI	16.40	0.00	0.00	0.00	12.22	0.00	0.00	0.00	0.00	28.62	287.00	10
6	INDUS	0.00	0.00	0.00	0.00	0.00	0.00	0.00	0.00	1.20	1.20	107.00	1
7	NESFB	0.00	0.00	0.00	0.00	0.00	0.00	0.00	0.00	0.00	0.00	117.00	0
8	YES	0.00	0.00	0.00	0.00	0.00	0.00	0.00	0.00	0.00	0.00	108.00	0
Private	Total	3211.85	20.95	57.00	0.00	35.31	0.00	561.25	0.00	57.95	3944.31	10327.85	38
1	MRB	768.71	0.00	0.00	0.00	0.00	0.00	0.00	0.00	338.99	1107.70	4606.00	24
RRB	Total	768.71	0.00	0.00	0.00	0.00	0.00	0.00	0.00	338.99	1107.70	4606.00	24
1	IUCB	0.00	0.00	0.00	0.00	10.00	0.00	0.00	0.00	0.00	10.00	1200.00	1
2	MPCB	0.00	0.00	0.00	0.00	0.00	0.00	0.00	207.10	0.00	207.10	236.00	88
3	MSCB	0.00	0.00	0.00	0.00	786.51	616.80	0.00	0.00	0.00	1403.31	2146.60	65
4	MWCB	0.00	0.00	0.00	0.00	0.00	0.00	0.00	0.00	138.50	138.50	107.00	129
Co-Op	Total	0.00	0.00	0.00	0.00	796.51	616.80	0.00	207.10	138.50	1758.91	3689.60	48
Grand	Total	5027.00	20.95	85.90	3.00	1584.95	1013.67	1266.73	207.10	1151.29	10360.59	66655.15	16

(Contd...) Bank-wise Performance Under Annual Credit Plan of Manipur in the FY2019-2020 as on date 31-12-2019

(Rs In Lakhs)

Bank	MSME		MSME Achivement				Education			Housing			Renewable energy & other PS			Social Infra			Total Priority Sector		
	Name	Target	Term	Working	Total	%	Target	ACH	%	Target	ACH	%	Target	ACH	%	Target	ACH	%	Target	ACH	%
ALB	712.3	157.69	1035.82	1193.51	168	65.45	13.4	20	420.85	129.45	31	140.25	0	0	16.4	0	0	1960.4	2008.06	102	
BOB	2034.8	121.32	142.65	263.97	13	198.95	21.52	11	1070.65	256.95	24	322.5	0	0	51.75	0	0	5188.6	726.82	14	
BOI	632.5	310	214.5	524.5	83	61.2	17.5	29	366.4	998.8	273	82.55	0	0	9.1	0	0	2021.5	2167.22	107	
BOM	110	14	291	305	277	8	12.9	161	40	18	45	12	0	0	2	0	0	429	347.90	81	
CAN	560	399.6	27	426.6	76	40	61.5	154	350	273	78	55	0	0	12.2	0	0	1644.2	913.90	56	
CBI	1068.3	0	48.55	48.55	5	82.45	0	0	429.9	15	3	164.4	0	0	28.25	0	0	3323.7	63.55	2	
IND	70	0.63	0	0.63	1	7	0	0	9	10	111	12	0	0	2	0	0	157	10.63	7	
IOB	557	154.18	107	261.18	47	61.6	30.43	49	189.8	48	25	152.75	0	0	15.35	0	0	1909.5	400.13	21	
PNB	628	18.69	17.5	36.19	6	62	3.5	6	244	0	0	51	0	0	8	0	0	1839	60.29	3	
PSB	905	207.97	482.93	690.9	76	68	0	0	445	287.78	65	77	0	0	7	0	0	2632	1022.05	39	
SBI	17422.85	1695.27	495.81	2191.08	13	1576.1	383.75	24	11080.6	5066.52	46	4270	0	0	416.9	0	0	57572.55	8782.36	15	
SYN	120	54.77	23.44	78.21	65	10	0.24	2	48	0	0	12	0	0	2	0	0	449	79.47	18	
UBI	7322.35	1958.13	0	1958.13	27	570.25	58.61	10	3738.4	1677.73	45	912.25	0	0	139.5	1248.88	895	24467.6	5239.12	21	
UCO	1726.25	437	157	594	34	133.6	4	3	982.8	770	78	232.05	0	0	69.25	0	0	7685.45	1696.00	22	
UNI	120	46.64	5.83	52.47	44	8	1.51	19	41	17.31	42	12	0	0	2	0	0	440	83.37	19	
Public Tot	33989.35	5575.89	3049.03	8624.92	25	2952.6	608.86	21	19456.4	9568.54	49	6507.75	0	0	781.7	1248.88	160	111719.5	23600.87	21	
AXIS	2495.5	731.39	0	731.39	29	249.2	0	0	1123.4	891.4	79	251.55	11.7	5	39.7	0	0	8017.1	4209.64	53	
BANDHAN	2370	7490.45	0	7490.45	316	15	0	0	60	0	0	55	0	0	3	0	0	2802	7600.79	271	
HDFC	1757.55	5024.34	0	5024.34	286	143.2	0	0	444.5	491.9	111	228.15	0	0	28.25	0	0	5662.75	6735.76	119	
ICICI	940	604.79	0	604.79	64	78	0	0	272	3.11	1	75	0	0	22	0	0	3878	617.38	16	
IDBI	360	139.5	1064.56	1204.06	334	32	19.19	60	170	382.51	225	23.00	0	0	4	0	0	876.00	1634.38	187	
INDUS	120	0	90.88	90.88	76	9	0	0	46	0	0	12	0	0	2	0	0	296	92.08	31	
NESFB	240	0	0	0	0	12	0	0	19	0	0	34	0	0	3	0	0	425	0.00	0	
YES	160	0	0	0	0	17	0	0	82	0	0	12	0	0	2	0	0	381	0.00	0	
Private Tot	8443.05	13990.47	1155.44	15145.91	179	555.4	19.19	3	2216.9	1768.92	80	690.70	11.7	2	103.95	0	0	22337.85	20890.03	94	
MRB	2280	1989.54	0	1989.54	87	184	0	0	570	155.5	27	250.00	0	0	46	0	0	7936.00	3252.74	41	
RRB Tot	2280	1989.54	0	1989.54	87	184	0	0	570	155.5	27	250.00	0	0	46	0	0	7936.00	3252.74	41	
IUCB	1050	0	0	0	0	108	0	0	412	0	0	91	0	0	13	0	0	2874	10.00	0	
MPCB	110	2.04	0	2.04	2	5	0.9	18	30	0.85	3	6	0	0	2	0	0	389	210.89	54	
MSCB	1197.5	1125.6	0	1125.6	94	113	0	0	463	219	47	194	0	0	26	0	0	4140.1	2747.91	66	
MWCB	90	312.69	0	312.69	347	7	0	0	27	59.62	221	12	0	0	2	140.27	7014	245	651.08	266	
Co-op Tot	2447.5	1440.33	0	1440.33	59	233	0.9	0	932	279.47	30	303	0	0	43	140.27	326	7648.1	3619.88	47	
Total	47159.9	22996.23	4204.47	27200.7	58	3925	628.95	16	23175.3	11772.43	51	7751.45	11.7	0.15	974.65	1389.15	143	149641.45	51363.52	34	

District-wise Performance Under Annual Credit Plan of Manipur in the FY2019-2020 as on date 31-12-2019

(Rs In Lakhs)

District Name	Crop Production	Water Resources	Farm	Plantation	Animal Husbandry	Fishery	Agri Others	Agri Infrastructure	Ancillary Activities	Agri Total	MSME Term	MSME Working	MSME Total	Export Credit	Education	Housing	Service Others	Social Infra	Priority Total
Bishnupur	674.22	0.00	0.00	0.00	87.44	354.26	105.02	207.10	22.97	1451.01	540.59	26.66	567.25	0.00	0.90	585.62	0.00	30.30	2635.08
Chandel	8.48	0.00	0.00	0.00	0.00	0.00	0.00	0.00	0.00	8.48	104.84	28.09	132.93	0.00	10.64	55.26	0.00	0.00	207.31
Churachandpur	359.19	0.00	10.24	0.00	12.00	0.00	113.89	0.00	0.00	495.32	550.05	32.60	582.65	0.00	11.00	1054.25	0.00	632.12	2775.34
Imphaleast	916.27	0.00	13.51	0.00	247.53	88.88	158.62	0.00	158.89	1583.70	2261.62	364.41	2626.03	0.00	62.35	1886.21	6.11	176.27	6340.67
Imphalwest	944.17	20.95	49.73	3.00	772.16	249.01	598.51	0.00	911.70	3549.23	16331.76	3102.11	19433.87	0.00	490.75	5204.13	5.59	240.67	28924.24
Jiribam	13.98	0.00	0.00	0.00	0.00	0.00	0.00	0.00	0.00	13.98	43.90	0.00	43.90	0.00	0.00	29.26	0.00	136.89	224.03
Kakching	1426.70	0.00	0.00	0.00	105.93	253.92	110.98	0.00	24.32	1921.85	296.22	381.65	677.87	0.00	11.46	487.10	0.00	67.75	3166.03
Kamjong	0.00	0.00	0.00	0.00	0.00	0.00	0.00	0.00	0.00	0.00	5.50	6.65	12.15	0.00	0.00	0.00	0.00	0.00	12.15
Kangpokpi	26.10	0.00	0.00	0.00	47.74	0.00	0.00	0.00	0.90	74.74	134.63	70.75	205.38	0.00	3.05	361.95	0.00	0.00	645.12
Noney	73.91	0.00	0.00	0.00	0.00	0.00	0.00	0.00	2.00	75.91	115.97	12.25	128.22	0.00	0.00	0.00	0.00	0.00	204.13
Pherzwal	0.00	0.00	0.00	0.00	0.00	0.00	0.00	0.00	0.00	0.00	0.00	0.00	0.00	0.00	0.00	0.00	0.00	0.00	0.00
Senapati	167.75	0.00	7.00	0.00	27.37	0.00	5.67	0.00	0.00	207.79	664.12	50.81	714.93	0.00	24.91	447.10	0.00	20.07	1414.80
Tamenglong	50.70	0.00	0.00	0.00	0.00	0.00	0.00	0.00	0.00	50.70	132.70	8.00	140.70	0.00	4.20	40.00	0.00	51.10	286.70
Tengnoupal	69.21	0.00	0.00	0.00	0.00	0.00	1.69	0.00	0.81	71.71	219.71	8.56	228.27	0.00	0.00	260.81	0.00	3.20	563.99
Thoubal	270.13	0.00	5.42	0.00	113.71	66.00	172.35	0.00	24.90	652.51	1310.55	93.01	1403.56	0.00	9.69	1328.08	0.00	26.58	3420.42
Ukhrul	26.19	0.00	0.00	0.00	171.07	1.60	0.00	0.00	4.80	203.66	284.07	18.92	302.99	0.00	0.00	32.66	0.00	4.20	543.51
Total	5027.00	20.95	85.90	3.00	1584.95	1013.67	1266.73	207.10	1151.29	10360.59	22996.23	4204.47	27200.70	0.00	628.95	11772.43	11.70	1389.15	51363.52

Bank-wise Non-Priority Report of Manipur in the FY-2019-2020 as on date 31-12-2019

(Rs. In Lakhs)

Bank Name	Agriculture				Education				Housing				Personal				Other				Total
	Ach No	Ach Amt	O/S No	O/S Amt	Ach No	Ach Amt	O/S No	O/S Amt	Ach No	Ach Amt	O/S No	O/S Amt	Ach No	Ach Amt	O/S No	O/S Amt	Ach No	Ach Amt	O/S No	O/S Amt	O/S Amt
ALB	0	0	0	0	3	53.5	6	69.74	7	221.34	52	1532.48	6	23	63	120.21	49	371.62	229	1188.83	2911.26
BOB	0	0	0	0	0	0	0	0	0	0	0	0	0	0	0	0	7	21.25	133	4829.01	4829.01
BOI	0	0	0	0	0	0	0	0	0	0	0	0	8	23.74	131	240.95	14	101.23	223	1072.37	1313.32
BOM	0	0	0	0	0	0	0	0	1	27.5	29	789.25	0	0	0	0	3	19.3	58	314.94	1104.19
CAN	0	0	0	0	0	0	0	0	7	153	25	495	66	344	404	1561	19	238.3	80	665.46	2721.46
CBI	0	0	0	1293.55	0	0	0	114.15	0	0	0	416.05	0	0	0	0	0	0	0	25.61	1849.36
IND	0	0	5	2.75	0	0	0	0	0	0	4	58.38	0	0	3	0.5	3	20.01	0	0.00	61.63
IOB	0	0	0	0	0	0	0	0	0	98.18	0	1085.72	0	0	0	31.11	0	111.44	0	1013.15	2129.98
PNB	0	0	0	0	0	0	0	0	3	80.66	220	938.58	37	104.25	278	1641.85	12	62.09	67	121.79	2702.22
PSB	0	0	0	0	0	0	5	80.89	0	0	2	52.9	12	28.82	49	42.1	62	431.54	225	1213.52	1389.41
SBI	0	0	0	0	2	6.61	2	211.72	179	4536.9	734	22656.91	17516	79385.39	59767	205770.85	781	1187.22	763	1545.81	230185.29
SYN	0	0	0	0	0	0	0	0	0	0	0	0	0	0	141	161.05	0	0	0	581.85	742.9
UBI	0	0	0	0	1	20	8	80.42	21	575.92	189	3331.87	2186	9723.76	8146	26561.71	369	1963.65	1444	10280.93	40254.93
UCO	0	0	0	0	0	0	1	21	6	125	62	1214	221	243	1170	2120	0	0	0	0.00	3355
UNI	0	0	0	0	0	0	1	15.01	3	34.65	7	139.2	89	392.49	227	877.17	23	164.99	101	508.28	1539.66
Pub Tot	0	0	5	1296.3	6	80.11	23	592.93	227	5853.15	1324	32710.34	20141	90268.45	70379	239128.5	1342	4692.64	3323	23361.55	297089.62
AXIS	0	0	0	0	0	0	0	0	0	0	0	0	0	0	0	0	1308	7360.38	5707	25013.01	25013.01
BANDHAN	1347	805.89	2401	713.75	0	0	0	0	0	0	0	0	0	0	0	0	0	0	0	0.00	713.75
HDFC	0	0	0	0	3	2.1	0	0	0	0	0	0	1073	4951.64	2976	9512.16	6814	15224.53	21047	27535.21	37047.37
ICICI	12	330.51	56	1069.6	0	0	0	0	0	0	0	0	0	0	0	0	3822	6656.16	4289	9361.15	10430.75
IDBI	0	0	0	0	0	0	0	0	7	171.55	9	270.03	34	172.62	91	321.48	20	106.91	33	293.22	884.73
INDUS	0	0	0	0	0	0	0	0	0	0	0	0	0	0	0	0	8	226.5	134	1918.54	1918.54
NESFB	0	0	0	0	0	0	0	0	0	0	0	0	0	0	0	0	0	0	0	0.00	0
YES	0	0	0	0	0	0	0	0	0	0	0	0	0	0	0	0	10	505	10	373.00	373
Pvt Tot	1359	1136.4	2457	1783.35	3	2.1	0	0	7	171.55	9	270.03	1107	5124.26	3067	9833.64	11982	30079.48	31220	64494.13	76381.15
MRB	0	0	0	0	0	0	0	0	0	0	0	0	0	0	0	0	13	193.5	624	1468.08	1468.08
RRBTot	0	0	0	0	0	0	0	0	0	0	0	0	0	0	0	0	13	193.5	624	1468.08	1468.08
IUCB	4	10	48	62.49	0	0	1	2	0	0	7	386.59	0	0	0	0	20	233.53	665	1501.52	1952.6
MPCB	0	0	0	0	0	0	0	0	0	0	0	0	29	21.02	29	11	0	0	0	0.00	11
MSCB	0	0	0	0	0	0	0	0	0	0	0	0	24	209.4	808	1382.33	166	1101.77	2122	3485.05	4867.38
MWCB	0	0	0	0	0	0	0	0	0	0	0	0	34	236.82	34	236.82	0	0	0	0.00	236.82
Co-op Tot	4	10	48	62.49	0	0	1	2	0	0	7	386.59	87	467.24	871	1630.15	186	1335.3	2787	4986.57	7067.80
Grand	1363	1146.4	2510	3142.14	9	82.21	24	594.93	234	6024.7	1340	33366.96	21335	95859.95	74317	250592.29	13523	36300.92	37954	94310.33	382006.65

Financing Under MSME Sector of Manipur in the FY2019-2020 as on date 31-12-2019 (Rs In Lakhs)

Sl No.	Bank Name	Micro				Small				Medium				Total Ach	Total O/S
		ACH No.	ACH Amt	O/S No	O/S Amt	ACH No.	ACH Amt	O/S No	O/S Amt	ACH No.	ACH Amt	O/S No	O/S Amt		
1	ALB	216	917.26	911	1835.71	6	266.00	103	799.99	0	0.00	1	182.40	1183.26	2818.10
2	BOB	13	11.00	231	360.00	1	5.50	10	46.00	0	0.00	0	0.00	16.50	406.00
3	BOI	43	120.13	766	2367.99	2	90.00	14	406.97	0	0.00	0	0.00	210.13	2774.96
4	BOM	13	14.00	69	115.98	1	8.78	22	316.55	1	51.62	2	397.31	74.40	829.84
5	CAN	133	404.60	906	2021.27	1	19.00	25	232.55	0	0.00	1	1.00	423.60	2254.82
6	CBI	34	57.85	0	3119.69	0	0.00	0	1090.38	0	0.00	0	0.00	57.85	4210.07
7	IND	1	0.63	17	23.56	0	0.00	0	0.00	0	0.00	0	0.00	0.63	23.56
8	IOB	16	154.18	0	759.99	0	0.00	0	0.00	0	0.00	0	0.00	154.18	759.99
9	PNB	32	26.82	539	864.73	0	0.00	21	258.45	0	0.00	0	0.00	26.82	1123.18
10	PSB	80	658.20	756	4948.46	8	32.70	140	1152.75	0	0.00	2	139.75	690.90	6240.96
11	SBI	531	1924.87	5220	18923.12	40	703.55	337	6916.48	7	221.17	14	2174.30	2849.59	28013.90
12	SYN	15	41.74	167	517.52	1	10.50	9	18.31	0	0.00	0	0.00	52.24	535.83
13	UBI	1504	2073.25	8397	9743.59	40	1761.54	491	16099.05	0	0.00	8	2640.78	3834.79	28483.42
14	UCO	656	841.00	2429	5149.00	0	0.00	7	300.00	0	0.00	0	0.00	841.00	5449.00
15	UNI	21	52.48	84	136.70	0	0.00	16	30.84	0	0.00	1	65.19	52.48	232.73
Public Total		3308	7298.01	20492	50887.31	100	2897.57	1195	27668.32	8	272.79	29	5600.73	10468.37	84156.36
1	AXIS	55	731.39	239	4231.66	0	0.00	0	0.00	0	0.00	0	0.00	731.39	4231.66
2	BANDHAN	13592	7490.95	24343	8161.68	0	0.00	0	0.00	0	0.00	0	0.00	7490.95	8161.68
3	HDFC	5130	3846.38	9480	6380.46	82	1017.70	724	5344.20	3	160.26	49	1013.36	5024.34	12738.02
4	ICICI	36	494.84	126	1511.04	6	89.95	23	314.53	1	20.00	0	0.00	604.79	1825.57
5	IDBI	100	276.40	392	1928.90	1	5.00	5	36.57	0	0.00	0	0.00	281.40	1965.47
6	INDUS	0	0.00	1	4.74	4	90.88	48	641.51	0	0.00	0	0.00	90.88	646.25
7	NESFB	601	231.00	9926	1330.00	0	0.00	0	0.00	0	0.00	0	0.00	231.00	1330.00
8	YES	2	70.00	2	56.00	0	0.00	0	0.00	0	0.00	0	0.00	70.00	56.00
Private Total		19516	13140.96	44509	23604.48	93	1203.53	800	6336.81	4	180.26	49	1013.36	14524.75	30954.65
1	MRB	1829	1779.13	9105	7826.70	44	187.65	73	1130.98	0	0.00	0	0.00	1966.78	8957.68
RRB Total		1829	1779.13	9105	7826.70	44	187.65	73	1130.98	0	0.00	0	0.00	1966.78	8957.68
1	IUCB	0	0.00	6	24.44	0	0.00	193	1488.06	0	0.00	0	0.00	0.00	1512.50
2	MPCB	8	2.04	8	2.10	0	0.00	0	0.00	0	0.00	0	0.00	2.04	2.10
3	MSCB	66	241.49	423	805.24	0	0.00	0	0.00	0	0.00	0	0.00	241.49	805.24
4	MWCB	0	0.00	0	0.00	136	312.69	136	312.69	0	0.00	0	0.00	312.69	312.69
Co-Op Total		74	243.53	437	831.78	136	312.69	329	1800.75	0	0.00	0	0.00	556.22	2632.53
Grand Total		24727	22461.63	74543	83150.27	373	4601.44	2397	36936.86	12	453.05	78	6614.09	27516.12	126701.22

Bank-wise MUDRA Report of Manipur in the FY2019-2020 as on date 31-12-2019 (Rs In Lakhs)

SI No.	BANK NAME	SISHU				KISHORE				TARUN				TOTAL			
		CY. NO	CY. AMT	O/S no	O/S Amt	CY. NO	CY. AMT	O/S no	O/S Amt	CY. NO	CY. AMT	O/S no	O/S Amt	CY. NO	CY. AMT	O/S no	O/S Amt
1	ALB	6	2.95	281	122.21	46	117.85	321	818.74	4	39.65	64	551.13	56	160.45	666	1492.08
2	BOB	9	5.00	419	570.00	4	6.00	104	81.00	1	5.00	26	55.00	14	16.00	549	706.00
3	BOI	25	12.00	136	48.12	65	124.40	298	561.91	5	34.00	77	501.70	95	170.40	511	1111.73
4	BOM	2	1.00	35	10.55	4	8.00	9	14.82	0	0.00	20	193.65	6	9.00	64	219.02
5	CAN	51	13.90	157	39.40	57	132.35	405	768.30	19	168.60	109	800.90	127	314.85	671	1608.60
6	CBI	17	8.50	238	61.18	11	32.80	484	1001.34	0	0.00	106	581.41	28	41.30	828	1643.93
7	IND	0	0.00	0	0.00	1	0.63	5	2.62	0	0.00	1	1.52	1	0.63	6	4.14
8	IOB	0	7.95	0	20.30	0	43.75	0	535.89	0	25.00	0	25.00	0	76.70	0	581.19
9	PNB	0	0.00	271	212.05	10	9.96	25	41.84	0	0.00	3	6.20	10	9.96	299	260.09
10	PSB	16	6.19	85	21.81	20	28.20	55	62.71	4	31.36	5	41.26	40	65.75	145	125.78
11	SBI	336	148.35	2063	1008.63	290	713.60	1657	3947.87	236	1827.75	485	3854.92	862	2689.70	4205	8811.42
12	SYN	19	7.20	75	36.50	17	36.20	111	333.20	0	0.00	21	169.20	36	43.40	207	538.90
13	UBI	94	44.41	1032	250.26	373	684.97	1819	2674.54	19	164.55	105	623.97	486	893.93	2956	3548.77
14	UCO	120	57.20	275	93.10	130	244.30	132	232.90	2	14.00	7	45.46	252	315.50	414	371.46
15	UNI	0	0.00	18	1.40	20	36.70	110	103.42	4	23.25	7	34.29	24	59.95	135	139.11
Public	Total	695	314.65	5085	2495.51	1048	2219.71	5535	11181.10	294	2333.16	1036	7485.61	2037	4867.52	11656	21162.22
1	AXIS	0	0.00	0	0.00	0	0.00	0	0.00	0	0.00	0	0.00	0	0.00	0	0.00
2	BANDHAN	0	0.00	0	0.00	0	0.00	0	0.00	0	0.00	0	0.00	0	0.00	0	0.00
3	HDFC	4462	1252.33	6283	1307.51	569	467.15	909	583.23	12	88.66	23	117.89	5043	1808.14	7215	2008.63
4	ICICI	813	277.72	0	0.00	11	21.06	0	0.00	13	105.74	0	0.00	837	404.52	0	0.00
5	IDBI	4	2.00	5	2.21	5	19.89	46	102.30	0	0.00	11	84.91	9	21.89	62	189.42
6	INDUS	0	0.00	0	0.00	0	0.00	0	0.00	0	0.00	0	0.00	0	0.00	0	0.00
7	NESFB	0	0.00	0	0.00	0	0.00	0	0.00	0	0.00	0	0.00	0	0.00	0	0.00
8	YES	0	0.00	0	0.00	0	0.00	0	0.00	0	0.00	0	0.00	0	0.00	0	0.00
Private	Total	5279	1532.05	6288	1309.72	585	508.10	955	685.53	25	194.40	34	202.80	5889	2234.55	7277	2198.05
1	MRB	1114	508.43	993	449.37	1250	1685.81	1258	1304.4	36	270.86	36	250.47	2400	2465.10	2287	2004.24
RRB	Total	1114	508.43	993	449.37	1250	1685.81	1258	1304.4	36	270.86	36	250.47	2400	2465.10	2287	2004.24
1	IUCB	0	0.00	0	0.00	0	0.00	0	0.00	0	0.00	0	0.00	0	0.00	0	0.00
2	MPCB	0	0.00	0	0.00	0	0.00	0	0.00	0	0.00	0	0.00	0	0.00	0	0.00
3	MSCB	0	0.00	0	0.00	0	0.00	0	0.00	0	0.00	0	0.00	0	0.00	0	0.00
4	MWCB	0	0.00	0	0.00	0	0.00	0	0.00	0	0.00	0	0.00	0	0.00	0	0.00
Co-Op	Total	0	0.00	0	0.00	0	0.00	0	0.00	0	0.00	0	0.00	0	0.00	0	0.00
Grand	Total	7088	2355.13	12366	4254.60	2883	4413.62	7748	13171.03	355	2798.42	1106	7938.88	10326	9567.17	21220	25364.51

STAND UP INDIA (SUI) report for Manipur as on 30.09.2019

Category		SC		ST		Woman	
SI No.	Bank Name	Number	O/S Amount	Number	O/S Amount	Number	O/S Amount
1	ALB	0	0.00	3	62.43	2	35.00
2	BOB	3	5.13	25	20.84	52	62.32
3	BOI	0	0.00	0	0.00	4	32.31
4	BOM	1	5.26	0	0.00	1	9.26
5	CAN	0	0.00	0	0.00	0	0.00
6	CBI	0	0.00	0	0.00	0	0.00
7	IND	0	0.00	0	0.00	0	0.00
8	IOB	0	0.00	0	0.00	0	0.00
9	PNB	0	0.00	0	0.00	0	0.00
10	PSB	0	0.00	10	111.83	4	37.01
11	SBI	9	83.06	8	139.15	18	268.15
12	SYN	0	0.00	0	0.00	0	0.00
13	UBI	0	0.00	3	35.40	8	108.75
14	UCO	0	0.00	3	26.00	0	0.00
15	UNI	0	0.00	0	0.00	0	0.00
Public	Total	13	93.45	52	395.65	89	552.80
1	AXIS	0	0.00	0	0.00	0	0.00
2	BANDHAN	0	0.00	0	0.00	0	0.00
3	HDFC	0	0.00	4	58.33	3	39.51
4	ICICI	0	0.00	0	0.00	0	0.00
5	IDBI	0	0.00	0	0.00	0	0.00
6	INDUS	0	0.00	0	0.00	0	0.00
7	NESFB	0	0.00	0	0.00	0	0.00
8	YES	0	0.00	0	0.00	0	0.00
Private	Total	0	0.00	4	58.33	3	39.51
1	MRB	0	0.00	0	0.00	1	22.00
RRB	Total	0	0.00	0	0.00	1	22.00
1	IUCB	0	0.00	0	0.00	0	0.00
2	MPCB	0	0.00	0	0.00	0	0.00
3	MSCB	0	0.00	0	0.00	0	0.00
4	MWCB	0	0.00	0	0.00	0	0.00
Co-Op	Total	0	0.00	0	0.00	0	0.00
Grand	Total	13	93.45	56	453.98	93	614.31

Details of Agriculture Loan of Manipur in the FY2019-2020 as on date 31-12-2019

(Rs In Lakhs)

SI No.	Bank Name	Agriculture Term Loan No	Agriculture Term Loan Amount	Crop loan No	Crop loan Amount	Total AGL Loan No	Total AGL Loan Amount
1	ALB	91	381.96	486	523.27	577	905.23
2	BOB	652	1477.05	179	167.95	831	1645.00
3	BOI	407	853.72	335	219.15	742	1072.87
4	BOM	5	19.03	0	0.00	5	19.03
5	CAN	169	342.70	447	279.80	616	622.50
6	CBI	0	1396.89	0	1190.21	0	2587.10
7	IND	9	5.54	1	2.69	10	8.23
8	IOB	0	219.19	0	0.00	0	219.19
9	PNB	9155	6668.92	0	0.00	9155	6668.92
10	PSB	83	625.34	24	35.25	107	660.59
11	SBI	743	2195.76	2436	1317.45	3179	3513.21
12	SYN	15	31.01	3	3.02	18	34.03
13	UBI	681	667.37	1269	457.20	1950	1124.57
14	UCO	500	1559.00	1220	1137.00	1720	2696.00
15	UNI	9	15.83	1	1.15	10	16.98
Public	Total	12519	16459.31	6401	5334.14	18920	21793.45
1	AXIS	0	0.03	5763	7804.65	5763	7804.68
2	BANDHAN	4802	1571.53	0	0.00	4802	1571.53
3	HDFC	663	925.26	225	759.94	888	1685.20
4	ICICI	6406	9642.48	38	31.87	6444	9674.35
5	IDBI	0	138.17	1207	1009.47	1207	1147.64
6	INDUS	1	1.21	0	0.00	1	1.21
7	NESFB	182	21.30	0	0.00	182	21.30
8	YES	0	0.00	0	0.00	0	0.00
Private	Total	12054	12299.98	7233	9605.93	19287	21905.91
1	MRB	7776	4299.05	5190	1569.08	12966	5868.13
RRB	Total	7776	4299.05	5190	1569.08	12966	5868.13
1	IUCB	96	124.98	0	0.00	96	124.98
2	MPCB	181	209.26	0	0.00	181	209.26
3	MSCB	2241	2786.60	805	144.61	3046	2931.21
4	MWCB	165	138.50	0	0.00	165	138.50
Co-Op	Total	2683	3259.34	805	144.61	3488	3403.95
Grand	Total	35032	36317.68	19629	16653.76	54661	52971.44

Education Loan Scheme of Manipur in the FY2019-2020 as on date 31-12-2019									
(Rs. In Lakhs)									
SI No.	Bank Name	Sanctioned No	Sanctioned Amount	Disbursed No	Disbursed Amount	O/S No	O/S Amount	NPA No	NPA Amount
1	ALB	6	64.5	6	22	26	155.83	2	4.11
2	BOB	5	15	5	7	57	211.38	1	4.3
3	BOI	2	17.5	2	7.5	18	53.3	2	3.95
4	BOM	3	12.9	3	7.12	15	80.32	0	0
5	CAN	13	61.5	13	20.3	70	206.15	5	14
6	CBI	0	0	0		0	228.3	0	0
7	IND	0	0	0	0	0	0	0	0
8	IOB	2	30.43	2	0.43	7	12.37	1	5.62
9	PNB	3	9.4	3	2.5	97	348.94	15	55.15
10	PSB	0	0	0	0	19	121.55	0	0
11	SBI	54	383.74	54	296.38	351	1528.14	16	44.75
12	SYN	0	0	0	0	12	34.06	0	0
13	UBI	9	78.61	9	78.61	72	367.94	10	25.27
14	UCO	2	8	2	2.41	40	195	5	28
15	UNI	2	9.23	2	1.51	3	16.52	0	0
Public	Total	101	690.81	101	445.76	787	3559.8	57	185.15
1	AXIS	0	0	0		0	0	0	0
2	BANDHAN	0	0	0	0	0	0	0	0
3	HDFC	0	0	0	0	4	3.78	0	0
4	ICICI	0	0	0		0	0	0	0
5	IDBI	12	47.06	12	19.18	24	65.73	1	3.72
6	INDUS	0	0	0	0	0	0	0	0
7	NESFB	0	0	0	0	0	0	0	0
8	YES	0	0	0	0	0	0	0	0
Private	Total	12	47.06	12	19.18	28	69.51	1	3.72
1	MRB	0	0	0	0	3	11.35	0	0
RRB	Total	0	0	0	0	3	11.35	0	0
1	IUCB	17	0	0	0	2	4	1	2
2	MPCB	2	0.9	2	0.9	2	0.98	2	0.54
3	MSCB	0	0	0		0	0	0	0
4	MWCB	0	0	0	0	0	0	0	0
Co-op	Total	19	0.9	2	0.9	4	4.98	3	2.54
Grand	Total	132	738.77	115	465.84	822	3645.64	61	191.41

MIS Report (Education & Housing & Others) of Manipur in the FY-2019-2020 as on date 31-12-2019

(Rs. In Lakhs)

SI No.	Bank Name	Educatio n Target Amt	Educ ation Ach No	Educatio n Ach Amt	Educ ation OS No	Educatio n OS Amt	Housing Target Amt	Housi ng Ach No	Housing Ach Amt	Housin g OS No	Housing OS Amt	Other Target Amt	Other Ach No	Other Ach Amt	Other OS No	Other OS Amt	Total Target Amt	Total Ach No	Total Ach Amt	Total OS No	Total OS Amt
1	ALB	65.45	4	13.4	20	86.09	420.85	8	129.45	71	984.52	156.65	0	0	0	0	642.95	12	142.85	91	1070.61
2	BOB	198.95	5	7	57	211.38	1070.65	11	123.21	362	4156.89	374.25	56	356.85	368	4879.99	1643.85	72	487.06	787	9248.26
3	BOI	61.20	2	17.5	18	53.3	366.40	53	998.5	281	4259.27	91.65	0	0	1	0.27	519.25	55	1016	300	4312.84
4	BOM	8.00	3	13.5	15	80.32	40.00	1	18	16	225.46	14.00	0	0	0	0	62.00	4	31.5	31	305.78
5	CAN	40.00	13	61.5	70	206.15	350.00	13	273	116	943.7	67.20	0	0	6	4.2	457.20	26	334.5	192	1154.05
6	CBI	82.45	0	0	0	114.15	429.90	0	0	0	416.05	192.65	0	0	0	0	705.00	0	0	0	530.2
7	IND	7.00	0	0	0	0	9.00	0	0	4	70.56	14.00	0	0	5	21.14	30.00	0	0	9	91.7
8	IOB	61.60	2	30.43	7	12.37	189.80	2	28	0	508.02	168.10	0	0	0	0	419.50	4	58.43	7	520.39
9	PNB	62.00	3	3.95	97	348.94	244.00	1	3.41	25	244.79	59.00	0	0	2	0.61	365.00	4	7.36	124	594.34
10	PSB	68.00	0	0	14	40.66	445.00	21	287.78	175	1560.47	84.00	1	1.94	6	32.98	597.00	22	289.72	195	1634.11
11	SBI	1576.10	54	383.74	349	1316.42	11080.60	274	5066.52	2413	29810.71	4686.90	0	0	0	0	17343.60	328	5450.26	2762	31127.13
12	SYN	10.00	1	2.4	12	34.06	48.00	0	0	2	21.25	14.00	0	0	0	0	72.00	1	2.4	14	55.31
13	UBI	570.25	8	58.61	64	287.52	3738.40	92	1677.73	1528	13947.15	1051.75	426	1248.88	3472	6434.7	5360.40	526	2985.22	5064	20669.37
14	UCO	133.60	2	8	39	174	982.80	53	1141	476	4882	301.30	40	85	705	1232	1417.70	95	1234	1220	6288
15	UNI	8.00	2	1.51	2	1.51	41.00	1	17.31	4	48.73	14.00	0	0	0	0	63.00	3	18.82	6	50.24
Public	Total	2952.60	99	601.54	764	2966.87	19456.40	530	9763.91	5473	62079.57	7289.45	523	1692.67	4565	12605.89	29698.45	1152	12058.12	10802	77652.33
1	AXIS	249.20	0	0	0	0	1123.40	860	891.4	2257	2671.63	291.25	28	11.7	1073	7034.67	1663.85	888	903.1	3330	9706.3
2	BANDHAN	15.00	0	0	0	0	60.00	0	0	0	0	58.00					133.00	0	0	0	0
3	HDFC	143.20	0	0	4	3.78	444.50	428	491.91	431	507.17	256.40	0	0	0	0	844.10	428	491.91	435	510.95
4	ICICI	78.00	0	0	0	0	272.00	0	3.11	2	32.32	97.00	0	0	0	0	447.00	0	3.11	2	32.32
5	IDBI	32.00	12	19.19	24	65.73	170.00	47	341.31	94	960.38	27.00	0	0	3	90.55	229.00	59	360.5	121	1116.66
6	INDUS	9.00	0	0	0	0	46.00	0	0	0	0	14.00	0	0	0	0	69.00	0	0	0	0
7	NESFB	12.00	0	0	0	0	19.00	0	0	0	0	37.00	4	16.89	5	7.84	68.00	4	16.89	5	7.84
8	YES	17.00	0	0	0	0	82.00	0	0	0	0	14.00	0	0	0	0	113.00	0	0	0	0
Private	Total	555.40	12	19.19	28	69.51	2216.90	1335	1727.73	2784	4171.5	794.65	32	28.59	1081	7133.06	3566.95	1379	1775.51	3893	11374.07
1	MRB	184.00	0	0	3	11.35	570.00	13	199.5	120	964.89	296.00	0	0	6	31.33	1050.00	13	199.5	129	1007.57
RRB	Total	184.00	0	0	3	11.35	570.00	13	199.5	120	964.89	296.00	0	0	6	31.33	1050.00	13	199.5	129	1007.57
1	IUCB	108.00	0	0	1	2	412.00	0	0	953	1381.85	104.00	0	0	853	5910.52	624.00	0	0	1807	7294.37
2	MPCB	5.00	2	0.9	2	0.98	30.00	2	0.85	2	1.07	8.00	81	105.15	81	87.87	43.00	85	106.9	85	89.92
3	MSCB	113.00	0	0	0	0	463.00	11	157.75	79	760.27	220.00	27	40.5	272	390.52	796.00	38	198.25	351	1150.79
4	MWCB	7.00	0	0	0	0	27.00	11	59.62	11	59.62	14.00	108	140.27	108	140.27	48.00	119	199.89	119	199.89
Co-Op	Total	233.00	2	0.9	3	2.98	932.00	24	218.22	1045	2202.81	346.00	216	285.92	1314	6529.18	1511.00	242	505.04	2362	8734.97
Grand	Total	3925.00	113	621.63	798	3050.71	23175.30	1902	11909.36	9422	69418.77	8726.10	771	2007.18	6966	26299.46	35826.40	2786	14538.17	17186	98768.94

**Bank-wise Housing(Overall) Report of Manipur in the FY2019-2020 as on date
31-12-2019**

(Rs In Lakhs)

SI No.	Bank Name	Urban		Semi Urban		Rural		Total	
		No.	Amt	No.	Amt	No.	Amt	No.	Amt
1	ALB	81	1640.51	13	170.41	29	706.07	123	2516.99
2	BOB	339	3903.95	0	0.00	23	252.94	362	4156.89
3	BOI	87	1389.31	143	2057.30	51	812.66	281	4259.27
4	BOM	45	1014.71	0	0.00	0	0.00	45	1014.71
5	CAN	78	702.20	15	233.00	45	513.20	138	1448.40
6	CBI	0	389.69	0	14.63	0	11.73	0	416.05
7	IND	1	27.89	0	0.00	3	42.67	4	70.56
8	IOB	0	718.04	0	0.00	0	0.00	0	718.04
9	PNB	41	744.56	45	612.38	0	0.00	86	1356.94
10	PSB	142	1252.54	0	0.00	35	360.83	177	1613.37
11	SBI	1179	17818.45	1151	19841.64	817	14807.55	3147	52467.64
12	SYN	2	21.25	0	0.00	0	0.00	2	21.25
13	UBI	1419	16914.76	334	3535.71	9	51.40	1762	20501.87
14	UCO	99	1513.00	216	2259.00	223	2324.00	538	6096.00
15	UNI	11	187.93	0	0.00	0	0.00	11	187.93
Public	Total	3524	48238.79	1917	28724.07	1235	19883.05	6676	96845.91
1	AXIS	0	0.00	860	891.40	0	0.00	860	891.40
2	BANDHAN	0	0.00	0	0.00	0	0.00	0	0.00
3	HDFC	332	386.99	31	36.03	65	68.88	428	491.90
4	ICICI	58	1101.92	0	0.00	0	0.00	58	1101.92
5	IDBI	0	0.00	43	466.51	51	493.87	94	960.38
6	INDUS	0	0.00	0	0.00	0	0.00	0	0.00
7	NESFB	0	0.00	0	0.00	0	0.00	0	0.00
8	YES	0	0.00	0	0.00	0	0.00	0	0.00
Private	Total	390	1488.91	934	1393.94	116	562.75	1440	3445.60
1	MRB	0	0.00	0	0.00	0	0.00	0	0.00
RRB	Total	0	0.00	0	0.00	0	0.00	0	0.00
1	IUCB	953	1381.85	0	0.00	0	0.00	953	1381.85
2	MPCB	0	0.00	0	0.00	0	0.00	0	0.00
3	MSCB	43	410.60	21	148.60	15	201.07	79	760.27
4	MWCB	11	59.62	0	0.00	0	0.00	11	59.62
Co-Op	Total	1007	1852.07	21	148.60	15	201.07	1043	2201.74
Grand	Total	4921	51579.77	2872	30266.61	1366	20646.87	9159	102493.25

**District-wise Housing(Overall) report of Manipur in the FY2019-2020 as on date
31-12-2019**

(Rs In Lakhs)

SI No.	Bank Name	Urban		Semi Urban		Rural		Total	
		No.	Amt	No.	Amt	No.	Amt	No.	Amt
1	Bishnupur	0	0.00	328	4032.27	41	445.00	369	4477.27
2	Chandel	0	0.00	0	0.00	98	1234.07	98	1234.07
3	Churachandpur	38	447.37	442	7182.79	253	2526.36	733	10156.52
4	Imphaleast	459	5805.76	480	1865.50	419	7112.29	1358	14783.55
5	Imphalwest	4424	45005.41	986	7938.32	115	1612.74	5525	54556.47
6	Jiribam	0	0.00	0	0.00	8	38.04	8	38.04
7	Kakching	0	0.00	218	3688.39	6	60.61	224	3749.00
8	Kamjong	0	0.00	0	0.00	0	0.00	0	0.00
9	Kangpokpi	0	162.47	0	0.00	161	2626.80	161	2789.27
10	Noney	0	0.00	0	0.00	0	0.00	0	0.00
11	Pherzwal	0	0.00	0	0.00	0	0.00	0	0.00
12	Senapati	0	0.00	0	0.00	223	4271.47	223	4271.47
13	Tamenglong	0	0.00	2	39.70	0	0.00	2	39.70
14	Tengnoupal	0	0.00	25	261.98	42	719.49	67	981.47
15	Thoubal	0	158.76	384	5182.86	0	0.00	384	5341.62
16	Ukhrul	0	0.00	7	74.80	0	0.00	7	74.80
	Total	4921	51579.77	2872	30266.61	1366	20646.87	9159	102493.25

**Financial Position Under RURAL HOUSING of Manipur in the Year 2019-2020 and
Quarter 3**

(Rs In Lakhs)

SI No.	Bank Name	No Of Account	Total Outstanding	Number of Loan Granted During the Year	Amount of Loan Granted During the Year
1	ALB	29	706.07	0	0
2	BOB	0	0	0	0
3	BOI	0	0	0	0
4	BOM	0	0	0	0
5	CAN	45	513	0	0
6	CBI	0	0	0	0
7	IND	2	32.66	2	32.66
8	IOB	0	0	0	0
9	PNB	0	0	0	0
10	PSB	0	0	0	0
11	SBI	817	14807.55	817	14807.55
12	SYN	0	0	0	0
13	UBI	0	0	0	0
14	UCO	1	4	1	4
15	UNI	0	0	0	0
Public	Total	894	16063.28	820	14844.21
1	AXIS	0	0	0	0
2	BANDHAN	0	0	0	0
3	HDFC	0	0	0	0
4	ICICI	0	0	0	0
5	IDBI	75	914.57	26	258.73
6	INDUS	0	0	0	0
7	NESFB	0	0	0	0
8	YES	0	0	0	0
Private	Total	75	914.57	26	258.73
1	MRB	0	0	0	0
RRB	Total	0	0	0	0
1	IUCB	0	0	0	0
2	MPCB	0	0	0	0
3	MSCB	0	0	0	0
4	MWCB	0	0	0	0
Co-Op	Total	0	0	0	0
Grand	Total	969	16977.85	846	15102.94

Bank-wise PMAY Report of Manipur in the FY2019-2020 as on date 31-12-2019

(Rs In Lakhs)

SI No.	Bank Name	Total Housing Loan No	Total Housing Loan Amt	Eligible under PMAY No	Eligible under PMAY Amt	Disbursed under PMAY no	Disbursed under PMAY Amt	PMAY Outstanding Nos	PMAY Outstanding Amt
1	ALB	123	2,516.99	0	0.00	0	0.00	0	0.00
2	BOB	362	4,156.89	0	0.00	0	0.00	0	0.00
3	BOI	281	4,259.26	0	0.00	0	0.00	0	0.00
4	BOM	45	1,014.71	13	319.20	13	319.20	13	290.49
5	CAN	138	1,448.40	1	7.00	1	7.00	4	37.60
6	CBI	0	416.05	0	0.00	0	0.00	0	0.00
7	IND	4	70.56	3	42.67	0	0.00	3	42.67
8	IOB	2	20.00	2	20.00	2	20.00	2	20.00
9	PNB	86	1,356.94	0	0.00	0	0.00	0	0.00
10	PSB	177	1,613.37	0	0.00	0	0.00	0	0.00
11	SBI	3147	52,467.64	1	15.42	1	15.19	4	59.40
12	SYN	2	21.25	0	0.00	0	0.00	0	0.00
13	UBI	0	0.00	0	0.00	0	0.00	0	0.00
14	UCO	486	5,445.00	1	4.00	1	4.00	1	3.85
15	UNI	11	187.93	0	0.00	0	0.00	0	0.00
Public	Total	4864	74,994.99	21	408.29	18	365.39	27	454.01
1	AXIS	860	891.40	0	0.00	0	0.00	0	0.00
2	BANDHAN	0	0.00	0	0.00	0	0.00	0	0.00
3	HDFC	428	491.90	0	0.00	0	0.00	0	0.00
4	ICICI	0	0.00	0	0.00	0	0.00	0	0.00
5	IDBI	0	0.00	0	0.00	0	0.00	0	0.00
6	INDUS	0	0.00	0	0.00	0	0.00	0	0.00
7	NESFB	0	0.00	0	0.00	0	0.00	0	0.00
8	YES	0	0.00	0	0.00	0	0.00	0	0.00
Private	Total	1288	1,383.30	0	0.00	0	0.00	0	0.00
1	MRB	102	727.07	2	6.00	2	6.00	3	13.69
RRB	Total	102	727.07	2	6.00	2	6.00	3	13.69
1	IUCB	0	0.00	0	0.00	0	0.00	0	0.00
2	MPCB	0	0.00	0	0.00	0	0.00	0	0.00
3	MSCB	0	0.00	0	0.00	0	0.00	0	0.00
4	MWCB	0	0.00	0	0.00	0	0.00	0	0.00
Co-Op	Total	0	0.00	0	0.00	0	0.00	0	0.00
Grand	Total	6254	77,105.36	23	414.29	20	371.39	30	467.70

District-wise PMAY report of Manipur in the FY2019-2020 as on date 31-12-2019

(Rs In Lakhs)

SI No.	District Name	Total Housing Loan No	Total Housing Loan Amt	Eligible under PMAY No	Eligible under PMAY Amt	Disbur sed under PMAY no	Disbur sed under PMAY Amt	PMAY Outstan ding Nos	PMAY Outstanding Amt
1	Bishnupur	335	4078.92	0	0.00	0	0.00	0	0.00
2	Chandel	98	1234.07	0	0.00	0	0.00	0	0.00
3	Churachandpur	581	8603.54	0	0.00	0	0.00	1	11.70
4	Imphaleast	1109	9674.35	2	6.00	2	6.00	4	25.13
5	Imphalwest	3239	38405.17	17	377.29	14	334.39	21	400.02
6	Jiribam	0	0.00	0	0.00	0	0.00	0	0.00
7	Kakching	146	2985.94	1	4.00	1	4.00	1	3.85
8	Kamjong	0	0.00	0	0.00	0	0.00	0	0.00
9	Kangpokpi	159	2596.97	0	0.00	0	0.00	0	0.00
10	Noney	0	0.00	0	0.00	0	0.00	0	0.00
11	Pherzwal	0	0.00	0	0.00	0	0.00	0	0.00
12	Senapati	222	4258.11	0	0.00	0	0.00	0	0.00
13	Tamenglong	2	39.70	0	0.00	0	0.00	0	0.00
14	Tengnoupal	52	873.74	0	0.00	0	0.00	0	0.00
15	Thoubal	304	4280.05	3	27.00	3	27.00	3	27.00
16	Ukhrul	7	74.80	0	0.00	0	0.00	0	0.00
Grand	Total	6254	77105.36	23	414.29	20	371.39	30	467.70

Bank-wise KCC Report of Manipur in the FY2019-2020 as on date 31-12-2019					
(Rs In Lakhs)					
Sl No.	Bank Name	Current Year Number of Cards issued	Current Year Limit Sanctioned	O/S Position Number of Cards issued	O/S Position Limit Sanctioned
1	ALB	61	52.86	472	300.03
2	BOB	45	57.71	179	167.95
3	BOI	30	17.23	343	158.96
4	BOM	0	0.00	0	0.00
5	CAN	57	37.25	447	286.65
6	CBI	0	0.00	0	0.00
7	IND	0	0.00	0	0.00
8	IOB	2	3.00	0	0.00
9	PNB	0	0.00	9006	6450.49
10	PSB	8	16.82	24	35.25
11	SBI	259	157.96	2298	1402.78
12	SYN	1	1.02	3	3.02
13	UBI	81	44.54	850	335.86
14	UCO	64	90.00	1220	1137.00
15	UNI	1	1.15	1	1.15
Public	Total	609	479.54	14843	10279.14
1	AXIS	0	0.00	0	0.00
2	BANDHAN	0	0.00	0	0.00
3	HDFC	718	1089.16	879	1523.01
4	ICICI	2	2.33	25	21.18
5	IDBI	5	4.59	1107	808.96
6	INDUS	0	0.00	0	0.00
7	NESFB	0	0.00	0	0.00
8	YES	0	0.00	0	0.00
Private	Total	725	1096.08	2011	2353.15
1	MRB	675	172.99	11368	2951.95
RRB	Total	675	172.99	11368	2951.95
1	IUCB	0	0.00	0	0.00
2	MPCB	0	0.00	0	0.00
3	MSCB	0	0.00	349	78.66
4	MWCB	0	0.00	0	0.00
Co-Op	Total	0	0.00	349	78.66
Grand	Total	2009	1748.61	28571	15662.90

District-wise KCC report of Manipur in the FY2019-2020 as on date 31-12-2019

(Rs In Lakhs)

SI No.	District Name	Current Year Number of Cards issued	Current Year Limit Sanctioned	O/S Position Number of Cards issued	O/S Position Limit Sanctioned
1	Bishnupur	235	113.28	4602	1660.03
2	Chandel	0	0.00	128	97.54
3	Churachandpur	174	138.08	1205	789.65
4	Imphaleast	472	525.04	5516	2911.49
5	Imphalwest	277	373.81	10527	7136.60
6	Jiribam	12	8.36	55	17.29
7	Kakching	25	40.79	528	226.37
8	Kamjong	0	0.00	0	0.00
9	Kangpokpi	52	26.10	585	362.33
10	Noney	10	3.45	13	4.22
11	Pherzwal	0	0.00	0	0.00
12	Senapati	249	175.32	1557	1000.07
13	Tamenglong	24	11.60	82	31.64
14	Tengnoupal	8	5.95	227	79.97
15	Thoubal	453	308.73	3191	1097.58
16	Ukhrul	18	18.10	355	248.12
Grand	Total	2009	1748.61	28571	15662.90

**Bank-wise Crop Insurance (Kharif) Report of Manipur in the FY2019-2020 as on date
31-12-2019**

(Rs In Lakhs)

SI No.	Bank Name	Crop Loan Achievement	Insurance Number (PMFBY)	Insurance Amount (PMFBY)	Insurance Number (Others)	Insurance Amount (Others)
1	ALB	0	0	0	0	0
2	BOB	0	0	0	0	0
3	BOI	0	0	0	0	0
4	BOM	0	0	0	0	0
5	CAN	41	0	0	0	0
6	CBI	0	0	0	0	0
7	IND	0	0	0	0	0
8	IOB	0	0	0	0	0
9	PNB	0	0	0	0	0
10	PSB	0	0	0	0	0
11	SBI	180.40	53	0.63	0	0
12	SYN	0	0	0	0	0
13	UBI	0	0	0	0	0
14	UCO	122	11	35	0	0
15	UNI	0	0	0	0	0
Public	Total	343.4	64	35.63	0	0
1	AXIS	0	0	0	0	0
2	BANDHAN	0	0	0	0	0
3	HDFC	449.96	0	0	0	0
4	ICICI	0	0	0	0	0
5	IDBI	0	0	0	0	0
6	INDUS	0	0	0	0	0
7	NESFB	0	0	0	0	0
8	YES	0	0	0	0	0
Private	Total	449.96	0	0	0	0
1	MRB	0	2050	20.56	0	0
RRB	Total	0	2050	20.56	0	0
1	IUCB	0	0	0	0	0
2	MPCB	0	0	0	0	0
3	MSCB	0	0	0	0	0
4	MWCB	0	0	0	0	0
Co-Op	Total	0	0	0	0	0
Grand	Total	793.36	2114	56.19	0	0

**Bank-wise Crop Insurance(Rabi) Report of Manipur in the FY2019-2020 as on date
31-12-2019**

(Rs In Lakhs)

SI No.	Bank Name	Crop Loan Achievement	Insurance Number (PMFBY)	Insurance Amount (PMFBY)	Insurance Number (Others)	Insurance Amount (Others)
1	ALB	52.86	0	0	0	0
2	BOB	0	0	0	0	0
3	BOI	9	8	5.49	0	0
4	BOM	0	0	0	0	0
5	CAN	16	0	0	0	0
6	CBI	0	0	0	0	0
7	IND	0	0	0	0	0
8	IOB	0	0	0	0	0
9	PNB	0.6	0	0	0	0
10	PSB	0	0	0	0	0
11	SBI	0	0	0	0	0
12	SYN	0	0	0	0	0
13	UBI	0	0	0	0	0
14	UCO	0	0	0	0	0
15	UNI	0	0	0	0	0
Public	Total	78.46	8	5.49	0	0
1	AXIS	0	0	0	0	0
2	BANDHAN	0	0	0	0	0
3	HDFC	160.87	0	0	0	0
4	ICICI	0	0	0	0	0
5	IDBI	0	0	0	0	0
6	INDUS	0	0	0	0	0
7	NESFB	0	0	0	0	0
8	YES	0	0	0	0	0
Private	Total	160.87	0	0	0	0
1	MRB	0	0	0	0	0
RRB	Total	0	0	0	0	0
1	IUCB	0	0	0	0	0
2	MPCB	0	0	0	0	0
3	MSCB	0	0	0	0	0
4	MWCB	0	0	0	0	0
Co-Op	Total	0	0	0	0	0
Grand	Total	239.33	8	5.49	0	0

Financing Under SELF HELP GROUP of Manipur in the FY2019-2020 as on date 31-12-2019

(Rs In Lakhs)			CY Deposit		CY Credit Linkage						O/S Deposit		O/S Position Credit Linkage					
Sl No.	Bank Name	Target	No	Amt	Under NRLM No	Under NRLM Amt	Direct SHG No	Direct SHG Amt	Total No	Total Amt	No	Amt	Under NRLM No	Under NRLM Amt	Direct SHG No	Direct SHG Amt	Total No	Total Amt
1	ALB	43	0	0	1	1.5	0	0	1	1.5	0	0	2	2.21	0	0	2	2.21
2	BOB	130	0	0	5	4.98	0	0	5	4.98	0	0	21	18.12	24	29.82	45	47.94
3	BOI	40	0	0	11	11	0	0	11	11	0	0	11	11	0	0	11	11
4	BOM	10	0	0	0	0	0	0	0	0	0	0	0	0	0	0	0	0
5	CAN	52	2	0.04	0	0	0	0	0	0	109	2.57	6	4.2	0	0	6	4.2
6	CBI	104	0	0	0	0	0	0	0	0	0	0	0	0	0	0	0	0
7	IND	10	0	0	0	0	0	0	0	0	0	0	0	0	0	0	0	0
8	IOB	52	0	0	13	13.4	7	7	20	20.4	0	0	0	13.4	0	7	0	20.4
9	PNB	32	0	0	0	0	0	0	0	0	0	0	0	0	0	0	0	0
10	PSB	41	0	0	0	0	0	0	0	0	0	0	0	0	0	0	0	0
11	SBI	517	24	0.58	0	0	83	115.45	83	115.45	4614	248.5	1	0.02	111	68.7	112	68.72
12	SYN	10	0	0	0	0	0	0	0	0	0	0	0	0	0	0	0	0
13	UBI	229	0	0	0	0	26	28.32	26	28.32	0	0	0	0	301	100.09	301	100.09
14	UCO	174	40	11	22	25	0	0	22	25	75	15	42	34.85	0	0	42	34.85
15	UNI	10	0	0	0	0	0	0	0	0	0	0	0	0	0	0	0	0
Public Total		1454	66	11.62	52	55.88	116	150.77	168	206.65	4798	266.1	83	83.8	436	205.61	519	289.41
1	AXIS	114	0	0	0	0	0	0	0	0	0	0	0	0	0	0	0	0
2	BANDHAN	17	0	0	0	0	0	0	0	0	0	0	0	0	0	0	0	0
3	HDFC	74	0	0	0	0	0	0	0	0	0	0	0	0	0	0	0	0
4	ICICI	84	0	0	0	0	0	0	0	0	0	0	0	0	0	0	0	0
5	IDBI	23	0	0	0	0	0	0	0	0	0	0	0	0	0	0	0	0
6	INDUS	20	0	0	0	0	0	0	0	0	0	0	0	0	0	0	0	0
7	NESFB	32	0	0	0	0	0	0	0	0	0	0	0	0	0	0	0	0
8	YES	10	0	0	0	0	0	0	0	0	0	0	0	0	0	0	0	0
Private Total		374	0	0	0	0	0	0	0	0	0	0	0	0	0	0	0	0
1	MRB	291	693	67.5	195	200.9	377	452.59	572	653.49	0	0	367	252	1311	951.39	1678	1203.3
RRB Total		291	693	67.5	195	200.9	377	452.59	572	653.49	0	0	367	252	1311	951.39	1678	1203.3
1	IUCB	83	0	0	0	0	4	10	4	10	0	0	0	0	7	10.31	7	10.31
2	MPCB	12	0	0	0	0	0	0	0	0	0	0	0	0	0	0	0	0
3	MSCB	103	168	7.43	0	0	0	0	0	0	3254	30.06	0	0	163	133.54	163	133.54
4	MWCB	10	0	0	0	0	2	3.5	2	3.5	0	0	0	0	2	3.5	2	3.5
CO-Op Total		208	168	7.43	0	0	6	13.5	6	13.5	3254	30.06	0	0	172	147.35	172	147.35
Grand Total		2327	927	86.55	247	256.78	499	616.86	746	873.64	8052	296.1	450	335.8	1919	1304.35	2369	1640.1

**Financing Under Joint Liabilities Group Scheme of Manipur in the FY2019-2020 as on date
31-12-2019**

(Rs In Lakhs)										
Sl No.	Bank Name	Target	Current Year Deposit linkages Number	Current Year Deposit linkage Amount	Current Year Credit Linkage Number	Current Year Credit Linkage Amount	Cumulative Position Deposit linkages Number	Cumulative Position Deposit linkage Amount	Cumulative Position Credit Linkage Number	Cumulative Position Credit Linkage Amount
1	ALB	16	0	0	0	0	0	0	0	0
2	BOB	50	0	0	0	0	0	0	0	0
3	BOI	14	0	0	0	0	0	0	0	0
4	BOM	5	0	0	0	0	0	0	0	0
5	CAN	17	0	0	0	0	0	0	0	0
6	CBI	36	0	0	0	0	0	0	0	0
7	IND	5	0	0	0	0	0	0	0	0
8	IOB	13	0	0	0	0	0	0	0	0
9	PNB	12	0	0	0	0	0	0	0	0
10	PSB	15	0	0	0	0	0	0	0	0
11	SBI	213	0	0	0	0	28	18.44	1	0.85
12	SYN	5	0	0	0	0	0	0	0	0
13	UBI	76	0	0	29	8.7	0	0	265	47.3
14	UCO	51	0	0	0	0	75	5	62	34.2
15	UNI	5	0	0	0	0	0	0	0	0
Public	Total	533	0	0	29	8.7	103	23.44	328	82.35
1	AXIS	36	0	0	0	0	0	0	0	0
2	BANDHAN	6	0	0	0	0	0	0	0	0
3	HDFC	27	428	87.85	564	158.72	743	117.84	743	159.43
4	ICICI	34	0	0	0	0	0	0	0	0
5	IDBI	9	0	0	0	0	0	0	0	0
6	INDUS	10	0	0	0	0	0	0	0	0
7	NESFB	13	0	0	601	231.99	0	0	10213	1360.51
8	YES	5	0	0	0	0	0	0	0	0
Private	Total	140	428	87.85	1165	390.71	743	117.84	10956	1519.94
1	MRB	102	10	0.6	22	16.85	352	9.28	351	363.46
RRB	Total	102	10	0.6	22	16.85	352	9.28	351	363.46
1	IUCB	28	0	0	7	10.31	0	0	9	16.64
2	MPCB	5	0	0	0	0	0	0	0	0
3	MSCB	40	77	9.09	50	40.18	329	149.1	210	218.75
4	MWCB	5	3	7.2	3	7.2	3	4.3	3	4.3
Co-Op	Total	78	80	16.29	60	57.69	332	153.4	222	239.69
Grand	Total	853	518	104.74	1276	473.95	1530	303.96	11857	2205.44

Bank-wise NRLM Report of Manipur in the FY2019-2020 as on date 31-12-2019

(Rs In Lakhs)

SI No.	Bank Name	Target	Disbursement No	Disbursement Amount	O/S No	O/S Amount
1	ALB	0	0	0	2	2.21
2	BOB	0	5	4.98	21	18.12
3	BOI	0	11	11	22	15.3
4	BOM	0	0	0	0	0
5	CAN	0	0	0	6	4.2
6	CBI	0	0	0	0	0
7	IND	0	0	0	0	0
8	IOB	0	13	13.4	0	0
9	PNB	0	0	0	0	0
10	PSB	0	0	0	0	0
11	SBI	0	0	0	1	0.02
12	SYN	0	0	0	0	0
13	UBI	0	0	0	0	0
14	UCO	0	22	25	72	54.85
15	UNI	0	0	0	0	0
Public	Total	0	51	54.38	124	94.7
1	AXIS	0	0	0	0	0
2	BANDHAN	0	0	0	0	0
3	HDFC	0	0	0	0	0
4	ICICI	0	0	0	0	0
5	IDBI	0	0	0	1	10.05
6	INDUS	0	0	0	0	0
7	NESFB	0	0	0	0	0
8	YES	0	0	0	0	0
Private	Total	0	0	0	1	10.05
RRB	Total	0	196	202	570	274.95
1	IUCB	0	0	0	0	0
2	MPCB	0	0	0	0	0
3	MSCB	0	0	0	0	0
4	MWCB	0	0	0	0	0
Co-op	Total	0	0	0	0	0
Grand	Total	0	247	256.38	695	379.7

District-wise NRLM report of Manipur in the FY2019-2020 as on date 31-12-2019						
(Rs In Lakhs)						
SI No.	District Name	Target	Disbursement No	Disbursement Amount	O/S No	O/S Amount
1	Bishnupur	0	1	2	4	2.2
2	Chandel	0	0	0	0	0
3	Churachandpur	0	0	0	1	0.02
4	Imphaleast	0	117	118.98	481	210.8
5	Imphalwest	0	42	39.5	76	66.17
6	Jiribam	0	0	0	0	0
7	Kakching	0	3	3	7	5
8	Kamjong	0	0	0	0	0
9	Kangpokpi	0	13	13.4	0	0
10	Noney	0	0	0	0	0
11	Pherzwal	0	0	0	0	0
12	Senapati	0	2	2	9	7.65
13	Tamenglong	0	0	0	0	0
14	Tengnoupal	0	56	64.3	100	77.59
15	Thoubal	0	13	13.2	17	10.27
16	Ukhrul	0	0	0	0	0
Grand	Total	0	247	256.38	695	379.7

District-wise Recovery(NRLM) report of Manipur in the FY2019-2020 as on date 31-12-2019							
(Rs In Lakhs)							
SI No.	District Name	No Of Account	Total Outstanding	Demand Raised	Recovery Amount	Recovery %	Overdues
1	Bishnupur	4	2.2	0	0		0
2	Chandel	0	0	0	0		0
3	Churachandpur	1	0.02	0	0		0
4	Imphaleast	481	210.8	4	2.8	70	1.2
5	Imphalwest	76	66.17	9.31	2.61	28	6.7
6	Jiribam	0	0	0	0		0
7	Kakching	7	5	2	1	50	1
8	Kamjong	0	0	0	0		0
9	Kangpokpi	0	0	0	0		0
10	Noney	0	0	0	0		0
11	Pherzwal	0	0	0	0		0
12	Senapati	9	7.65	2	0.8	40	1.2
13	Tamenglong	0	0	0	0		0
14	Tengnoupal	100	77.59	0	0		0
15	Thoubal	17	10.27	0	0		0
16	Ukhrul	0	0	0	0		0
Grand	Total	695	379.7	17.31	7.21	41.65	10.1

**Bank-wise Recovery(NRLM) Report of Manipur in the FY2019-2020 as on date
31-12-2019**

(Rs In Lakhs)

SI No.	Bank Name	No Of Account	Total Outstanding	Demand Raised	Recovery Amount	Recovery %	Overdues
1	ALB	2	2.21	1.31	1.11	85	0.2
2	BOB	21	18.12	2	2	100	0
3	BOI	22	15.3	0	0	0	0
4	BOM	0	0	0	0	0	0
5	CAN	6	4.2	0	0	0	0
6	CBI	0	0	0	0	0	0
7	IND	0	0	0	0	0	0
8	IOB	0	0	0	0	0	0
9	PNB	0	0	0	0	0	0
10	PSB	0	0	0	0	0	0
11	SBI	1	0.02	0	0	0	0
12	SYN	0	0	0	0	0	0
13	UBI	0	0	0	0	0	0
14	UCO	72	54.85	14	4.1	29	9.9
15	UNI	0	0	0	0	0	0
Public	Total	124	94.7	17.31	7.21	41.65	10.1
1	AXIS	0	0	0	0	0	0
2	BANDHAN	0	0	0	0	0	0
3	HDFC	0	0	0	0	0	0
4	ICICI	0	0	0	0	0	0
5	IDBI	1	10.05	0	0	0	0
6	INDUS	0	0	0	0	0	0
7	NESFB	0	0	0	0	0	0
8	YES	0	0	0	0	0	0
Private	Total	1	10.05	0	0	0	0
1	MRB	570	274.95	0	0	0	0
RRB	Total	570	274.95	0	0	0	0
1	IUCB	0	0	0	0	0	0
2	MPCB	0	0	0	0	0	0
3	MSCB	0	0	0	0	0	0
4	MWCB	0	0	0	0	0	0
Co-Op	Total	0	0	0	0	0	0
Grand	Total	695	379.7	17.31	7.21	41.65	10.1

Bank-wise PMEGP Report of Manipur in the FY 2019-2020 as on date 31-12-2019						
(Rs In Lakhs)						
SI No.	Bank Name	Target	Disbursement No	Disbursement Amount	O/S No	O/S Amount
1	ALB	60	0	0	178	536.28
2	BOB	0	1	4.3	280	993.94
3	BOI	60	0	0	205	571.23
4	BOM	14	0	0	16	53.17
5	CAN	74	0	0	215	644.3
6	CBI	0	0	0	0	0
7	IND	14	0	0	8	20.54
8	IOB	3	3	3	72	194.96
9	PNB	9	8	15	117	370.95
10	PSB	0	8	37.89	343	1146.29
11	SBI	635	249	172.83	1143	2204.33
12	SYN	0	0	0	4	12.04
13	UBI	265	0	0	1236	1970.84
14	UCO	0	1	1.57	623	1181
15	UNI	14	0	0	0	0
Public	Total	1148	270	234.59	4440	9899.87
1	HDFC	0	0	0	8	3.48
2	ICICI	0	1	1.3	1	1.31
3	IDBI	0	16	46.68	33	105.49
4	INDUS	0	0	0	0	0
5	AXIS	0	0	0	40	43.83
6	YES	30	0	0	0	0
7	BANDHAN	16	0	0	0	0
8	NESFB	0	0	0	0	0
Private	Total	46	17	47.98	82	154.11
1	MRB	0	0	0	0	0
RRB	Total	0	0	0	0	0
1	IUCB	0	0	0	0	0
2	MPCB	0	0	0	0	0
3	MSCB	0	0	0	0	0
4	MWCB	0	0	0	0	0
Co-op	Total	0	0	0	0	0
Grand	Total	1194	287	282.57	4522	10053.98

District-wise PMEGP report of Manipur in the FY2019-2020 as on date 31-12-2019						
(Rs In Lakhs)						
SI No.	District Name	Target	Disbursement No	Disbursement Amount	O/S No	O/S Amount
1	Bishnupur	101	15	10.45	463	746.94
2	Chandel	38	51	49.05	218	336.68
3	Churachandpur	46	27	13.51	309	438.75
4	Imphaleast	77	22	56.19	635	1998.66
5	Imphalwest	153	27	58.85	1049	3379.4
6	Jiribam	17	0	0	23	51.63
7	Kakching	71	25	20.69	207	411.73
8	Kamjong	24	0	0	27	59.21
9	Kangpokpi	93	30	6.89	171	367.26
10	Noney	26	13	11.94	24	51.96
11	Pherzwal	65	0	0	0	0
12	Senapati	185	33	14.17	350	513.67
13	Tamenglong	78	3	3.42	201	239.52
14	Tengnoupal	32	6	4.28	82	148.88
15	Thoubal	90	18	16.14	439	840.04
16	Ukhrul	98	17	16.99	324	469.65
Grand	Total	1194	287	282.57	4522	10053.98

District-wise Recovery(PMEGP) report of Manipur in the FY2019-2020 as on date 31-12-2019							
(Rs In Lakhs)							
SI No.	District Name	Number Of Account	Total Outstanding	Demand Raised	Recovery Amount	Recovery %	Overdues
1	Bishnupur	463	746.94	297.5	8.35	3	289.15
2	Chandel	218	336.68	68.25	3.06	4	65.19
3	Churachandpur	309	438.75	74.87	27.34	37	47.53
4	Imphaleast	635	1998.66	429.82	52.06	12	377.76
5	Imphalwest	1049	3379.4	623.45	61.26	10	562.19
6	Jiribam	23	51.63	0	0		0
7	Kakching	207	411.73	38.03	5.93	16	32.1
8	Kamjong	27	59.21	12.56	0.63	5	11.93
9	Kangpokpi	171	367.26	56.7	27.46	48	29.24
10	Noney	24	51.96	10.85	0.54	5	10.31
11	Pherzwal	0	0	0	0		0
12	Senapati	350	513.67	91.99	4.65	5	87.34
13	Tamenglong	201	239.52	0	0		0
14	Tengnoupal	82	148.88	10.68	0.53	5	10.15
15	Thoubal	439	840.04	72.22	22.77	32	49.45
16	Ukhrul	324	469.65	63.72	3.55	6	60.17
Grand	Total	4522	10053.98	1850.64	218.13	11.79	1632.51

Bank-wise Recovery(PMEGP) Report of Manipur in the FY2019-2020 as on date 31-12-2019							
(Rs In Lakhs)							
SI No.	Bank Name	Number Of Account	Total Outstanding	Demand Raised	Recovery Amount	Recovery %	Overdues
1	ALB	178	536.28	156.97	100.55	64	56.42
2	BOB	280	993.94	5	1	20	4
3	BOI	205	571.23	60.91	0	0	60.91
4	BOM	16	53.17	6.74	0	0	6.74
5	CAN	215	644.3	115	68	59	47
6	CBI	0	0	0	0		0
7	IND	8	20.54	0	0		0
8	IOB	72	194.96	100.56	7.1	7	93.46
9	PNB	117	370.95	8.3	1.91	23	6.39
10	PSB	343	1146.29	336.86	0.5	0	336.36
11	SBI	1143	2204.33	346.44	14.77	4	331.67
12	SYN	4	12.04	7.5	2.5	33	5
13	UBI	1236	1970.84	0	0		0
14	UCO	623	1181	704	20.1	3	683.9
15	UNI	0	0	0	0		0
Public	Total	4440	9899.87	1848.28	216.43	11.71	1631.85
1	AXIS	8	3.48	0	0		0
2	BANDHAN	1	1.31	0	0		0
3	HDFC	33	105.49	0.92	0.53	58	0.39
4	ICICI	0	0	0	0		0
5	IDBI	40	43.83	1.44	1.17	81	0.27
6	INDUS	0	0	0	0		0
7	NESFB	0	0	0	0		0
8	YES	0	0	0	0		0
Private	Total	82	154.11	2.36	1.7	72.03	0.66
1	MRB	0	0	0	0		0
RRB	Total	0	0	0	0	0	0
1	IUCB	0	0	0	0		0
2	MPCB	0	0	0	0		0
3	MSCB	0	0	0	0		0
4	MWCB	0	0	0	0		0
Co-Op	Total	0	0	0	0	0	0
Grand	Total	4522	10053.98	1850.64	218.13	11.79	1632.51

Bank-wise Recovery Under Bakijai Report of Manipur in the FY2019-2020 as on date 31-12-2019									
(Rs In Lakhs)									
Sl No.	Bank Name	No of Pending Cases At the Beginning Of the Quarter	Amt of Pending Cases At the Beginning Of the Quarter	No of Cases add during The Quarter	Amt of Cases Add during the Quarter	No of Cases Settled during The Quarter	Amt of Cases settled during the quarter	No of Pending Cases at the close of the Quarter	Amt of Pending Cases at the close of the Quarter
1	IUCB	49	500.89	0	0	0	0	49	500.89
2	MPCB	0	0	0	0	0	0	0	0
3	MSCB	551	1378.73	0	0	4	23.49	547	1355.24
4	MWCB	0	0	0	0	0	0	0	0
Grand	Total	600	1879.62	0	0	4	23.49	596	1856.13

*** In the State of Manipur Bakijai is applicable to Co-operative Banks only

District-wise Recovery Bakijai report of Manipur in the FY2019-2020 as on date 31-12-2019									
(Rs In Lakhs)									
Sl No.	District Name	No of Pending Cases At the Beginning Of the Quarter	Amt of Pending Cases At the Beginning Of the Quarter	No of Cases add during The Quarter	Amt of Cases Add during the Quarter	No of Cases Settled during The Quarter	Amt of Cases settled during the quarter	No of Pending Cases at the close of the Quarter	Amt of Pending Cases at the close of the Quarter
1	Bishnupur	91	189.35	0	0	3	6.6	88	182.75
2	Chandel	0	0	0	0	0	0	0	0
3	Churachandpur	11	32.03	0	0	0	0	11	32.03
4	Imphaleast	35	423.18	0	0	0	0	35	423.18
5	Imphalwest	295	854.31	0	0	1	16.89	294	837.42
6	Jiribam	0	0	0	0	0	0	0	0
7	Kakching	70	197.33	0	0	0	0	70	197.33
8	Kamjong	0	0	0	0	0	0	0	0
9	Kangpokpi	9	12.06	0	0	0	0	9	12.06
10	Noney	0	0	0	0	0	0	0	0
11	Pherzwal	0	0	0	0	0	0	0	0
12	Senapati	0	0	0	0	0	0	0	0
13	Tamenglong	0	0	0	0	0	0	0	0
14	Tengnoupal	0	0	0	0	0	0	0	0
15	Thoubal	83	169.8	0	0	0	0	83	169.8
16	Ukhrul	6	1.56	0	0	0	0	6	1.56
Grand	Total	600	1879.62	0	0	4	23.49	596	1856.13

**Details of Advances to Sensitive Sector of Manipur in the FY2019-2020 as on date
31-12-2019**

(Rs In Lakhs)

SI No.	Bank Name	SC/ST No	SC/ST Amount	Women Beneficiaries No	Women Beneficiaries Amount	Physically Handicapped No	Physically Handicapped Amount
1	BOM	18	204.54	80	668.83	0	0
2	UCO	2421	4798	168	183	0	0
3	UBI	7684	9507.23	1981	4286.21	19	15.92
4	ALB	393	1164.04	651	991.5	4	3.21
5	IND	15	65.59	8	26.89	1	4.04
6	PSB	138	826.46	463	2094.98	0	0
7	CAN	2560	4550	690	1195	0	0
8	UNI	59	350.49	90	306.82	0	0
9	IOB	0	2039.46	0	773.33	0	0
10	BOI	133	257.27	131	301	0	0
11	PNB	5542	5878.66	4669	4952.62	13	17.01
12	SYN	157	439.77	169	336.02	0	0
13	CBI	0	0	0	0	0	0
14	BOB	1070	3119.73	2394	6081.15	0	0
15	SBI	1519	6502.07	16353	53703.58	17	206.62
Public	Total	21709	39703.31	27847	75900.93	54	246.8
1	IDBI	1488	2941.67	814	1334.19	0	0
2	HDFC	124	414.32	8974	9032.47	0	0
3	AXIS	12	41.59	1638	1588.93	0	0
4	YES	0	0	0	0	0	0
5	INDUS	1	6.46	9	66.99	0	0
6	ICICI	701	1188.51	4616	9054.35	0	0
7	NESFB	121	2.06	10377	1380.79	0	0
8	BANDHAN	6919	2452.04	27221	9341.7	0	0
Private	Total	9366	7046.65	53649	31799.42	0	0
1	MRB	2786	1185.98	20917	5551.89	0	0
RRB	Total	2786	1185.98	20917	5551.89	0	0
1	IUCB	121	309.25	371	1219.98	0	0
2	MSCB	286	515.31	92	177.88	10	13.2
3	MPCB	200	218.06	112	123.76	0	0
4	MWCB	0	0	0	0	0	0
Co-Op	Total	607	1042.62	575	1521.62	10	13.2
Grand	Total	34468	48978.56	102988	114773.9	64	260

Details of Advances to OTHER SENSITIVE SECTORS of 3 in the FY2019-2020 as on date 31-12-2019 (Rs In Lakhs)

Sl No.	Bank Name	Women				SC				ST				Phy. Handi capped				Total			
		CY No	CY Amt	O/S No	O/S Amt	CY No	CY Amt	O/S No	O/S Amt	CY No	CY Amt	O/S No	O/S Amt	CY No	CY Amt	O/S No	O/S Amt	CY No	CY Amt	O/S No	O/S Amt
1	BOM	14	53.02	80	668.83	0	0	2	28.46	4	232.57	16	176.08	0	0	0	0	18	285.59	98	873.37
2	UCO	80	95	168	183	40	30	145	163	96	145	2276	4635	0	0	0	0	216	270	2589	4981
3	UBI	0	0	1981	4286.21	0	0	1062	2450.1	0	0	6622	7057.13	0	0	19	15.92	0	0	9684	13809.36
4	ALB	31	35.54	651	991.5	9	21.5	51	178.52	31	79.5	342	985.52	0	0	4	3.21	71	136.54	1048	2158.75
5	IND	1	0.63	8	26.89	0	0	11	49.29	1	6.8	4	16.3	0	0	1	4.04	2	7.43	24	96.52
6	PSB	64	252.36	463	2094.98	1	7.69	10	35.16	38	260.3	128	791.3	0	0	0	0	103	520.35	601	2921.44
7	CAN	75	142	690	1195	3	18.9	20	30	225	709	2540	4520	0	0	0	0	303	869.9	3250	5745
8	UNI	34	160.64	90	306.82	3	14.48	4	18.92	37	179.84	55	331.57	0	0	0	0	74	354.96	149	657.31
9	IOB	30	118.37	0	773.33	1	11	0	322.15	15	67.95	0	1717.31	0	0	0	0	46	197.32	0	2812.79
10	BOI	175	450	131	301	25	40	25	29	108	240	108	228.27	0	0	0	0	308	730	264	558.27
11	PNB	92	223.18	4669	4952.62	15	20.15	2010	2132.1	25	40.22	3532	3746.56	2	1	13	17.01	134	284.55	10224	10848.29
12	SYN	6	13.38	169	336.02	2	3.5	4	2.32	12	75.61	153	437.45	0	0	0	0	20	92.49	326	775.79
13	CBI	0	0	0	0	0	0	0	0	0	0	0	0	0	0	0	0	0	0	0	0
14	BOB	709	1901.52	2394	6081.15	12	45.53	51	318.06	262	1021.25	1019	2801.67	0	0	0	0	983	2968.3	3464	9200.88
15	SBI	3955	17095.84	16353	53703.58	231	868.15	1025	4469.99	116	690.03	494	2032.08	9	66.08	17	206.62	4311	18720.1	17889	60412.27
Public Total		5266	20541.48	27847	75900.93	342	1080.9	4420	10227.07	970	3748.07	17289	29476.24	11	67.08	54	246.8	6589	25437.53	49610	115851.04
1	AXIS	584	940.53	1638	1588.93	4	22.01	10	38.64	15	20.69	2	2.95	0	0	0	0	603	983.23	1650	1630.52
2	BANDHAN	15286	8653.65	27221	9341.7	3054	1847.67	5640	2009.39	685	399.65	1279	442.65	0	0	0	0	19025	10900.97	34140	11793.74
3	HDFC	7303	6557.34	8974	9032.47	1	5.28	8	25.47	16	40.57	116	388.85	0	0	0	0	7320	6603.19	9098	9446.79
4	ICICI	3675	6170.18	4616	9054.35	291	379.97	548	670.91	95	391.9	153	517.6	0	0	0	0	4061	6942.05	5317	10242.86
5	IDBI	94	187.29	814	1334.19	4	6.2	130	89.1	165	729.15	1358	2852.57	0	0	0	0	263	922.64	2302	4275.86
6	INDUS	0	0	9	66.99	0	0	0	0	0	0	1	6.46	0	0	0	0	0	0	10	73.45
7	NESFB	101	33.57	10377	1380.79	0	0	1	0.21	0	0	120	1.85	0	0	0	0	101	33.57	10498	1382.85
8	YES	0	0	0	0	0	0	0	0	0	0	0	0	0	0	0	0	0	0	0	0
Private Total		27043	22542.56	53649	31799.42	3354	2261.13	6337	2833.72	976	1581.96	3029	4212.93	0	0	0	0	31373	26385.65	63015	38846.07
1	MRB	2008	1469.68	20917	5551.89	51	48.4	517	241.5	497	398.98	2269	944.48	0	0	0	0	2556	1917.06	23703	6737.87
RRB Total		2008	1469.68	20917	5551.89	51	48.4	517	241.5	497	398.98	2269	944.48	0	0	0	0	2556	1917.06	23703	6737.87
1	IUCB	0	0	371	1219.98	0	0	3	8.48	0	0	118	300.77	0	0	0	0	0	0	492	1529.23
2	MSCB	15	48.2	92	177.88	5	32	44	96.03	52	141.2	242	419.28	0	0	10	13.2	72	221.4	388	706.39
3	MPCB	112	137.24	112	123.76	199	233.41	199	217.3	1	0.5	1	0.76	0	0	0	0	312	371.15	312	341.82
4	MWCB	0	0	0	0	0	0	0	0	0	0	0	0	0	0	0	0	0	0	0	0
Co-Op Total		127	185.44	575	1521.62	204	265.41	246	321.81	53	141.7	361	720.81	0	0	10	13.2	384	592.55	1192	2577.44
Grand Total		34444	44739.16	102988	114773.86	3951	3655.84	11520	13624.1	2496	5870.71	22948	35354.46	11	67.08	64	260	40902	54332.79	137520	164012.42

Bank-wise Minority Report of Manipur in the FY 2019-2020 as on date 31-12-2019 (Rs In Lakhs)

Bank Name	Muslim				Christian				Sikh				Buddhist				Zoroastrian				Jain				Total			
	CY No	CY Amt	O/S No	O/S Amt	CY No	CY Amt	O/S No	O/S Amt	CY No	CY Amt	O/S No	O/S Amt	CY No	CY Amt	O/S No	O/S Amt	CY No	CY Amt	O/S No	O/S Amt	CY No	CY Amt	O/S No	O/S Amt	CY No	CY Amt	O/S No	O/S Amt
ALB	10	22.6	156	179.74	107	150.7	588	796.9	0	0	0	0	0	0	0	0	0	0	0	0	0	0	0	117	173.3	744	976.64	
BOB	18	18.11	80	331.75	259	1030.34	1384	4064.95	0	0	2	5.86	0	0	3	18.43	0	0	0	0	0	0	3	20.24	277	1048.45	1472	4441.23
BOI	2	25	44	152.07	17	40.4	81	240.15	0	0	1	1.19	0	0	0	0	0	0	0	0	0	0	0	19	65.4	126	393.41	
BOM	1	2	2	7.14	1	2	16	176.09	0	0	1	9.78	0	0	0	0	0	0	0	0	0	0	0	2	4	19	193.01	
CAN	9	29.6	28	47	225	711.2	1730	4960	0	0	0	0	0	0	0	0	0	0	0	0	0	0	0	234	740.8	1758	5007	
CBI	0	0	0	0	0	0	0	0	0	0	0	0	0	0	0	0	0	0	0	0	0	0	0	0	0	0	0	
IND	0	0	0	0	0	0	3	0.32	0	0	0	0	0	0	0	0	0	0	0	0	0	0	0	0	0	3	0.32	
IOB	0	0	0	357	14	376	154	1848	0	0	0	0	0	0	0	0	0	0	0	0	0	0	0	14	376	154	2205	
PNB	10	20.59	762	857.88	33	70.94	5787	4720.48	0	0	41	33.36	0	0	0	0	0	0	0	0	0	0	29	23.49	43	91.53	6619	5635.21
PSB	0	0	2	32.79	4	4.88	66	481.96	0	0	0	0	0	0	0	0	0	0	0	0	0	0	1	4	4	4.88	69	518.75
SBI	894	4159.51	3001	11200.42	5225	25576.12	21414	79070.5	9	63.7	20	103.1	6	32.43	16	58.59	1	0.86	3	8.12	0	0	2	11.18	6135	29832.62	24456	90451.91
SYN	0	0	0	0	21	56.3	375	862.36	0	0	0	0	0	0	0	0	0	0	0	0	0	0	0	21	56.3	375	862.36	
UBI	40	189.09	230	522.77	381	1433.39	4107	6399.42	0	0	0	0	0	0	0	0	0	0	0	0	0	0	0	421	1622.48	4337	6922.19	
UCO	33	35	180	238	346	870	3412	4848	0	0	0	0	0	0	0	0	0	0	0	0	0	0	0	379	905	3592	5086	
UNI	1	4.86	14	53.55	38	188.26	58	384.68	0	0	1	4.43	0	0	0	0	0	0	0	0	0	0	0	39	193.12	73	442.66	
Pub Tot	1018	4506.36	4499	13980.11	6671	30510.53	39175	108853.81	9	63.7	66	157.72	6	32.43	19	77.02	1	0.86	3	8.12	0	0	35	58.91	7705	35113.88	43797	123135.69
AXIS	0	0	0	0	0	0	0	0	0	0	0	0	0	0	0	0	0	0	0	0	0	0	0	0	0	0	0	
BANDHAN	0	0	0	0	0	0	0	0	0	0	0	0	0	0	0	0	0	0	0	0	0	0	0	0	0	0	0	
HDFC	79	88.47	186	328.62	62	88.14	226	548.61	0	0	0	0	2	2.4	2	2.09	0	0	0	0	2	3.55	4	11.47	145	182.56	418	890.79
ICICI	114	233.75	139	317.8	95	414.61	170	662.88	0	0	2	1.07	2	8.38	2	7.71	0	0	1	0.2	0	0	0	0	211	656.74	314	989.66
IDBI	1	2.62	6	32.8	173	736.87	1370	2892.23	0	0	0	0	0	0	0	0	0	0	0	0	0	0	0	174	739.49	1376	2925.03	
INDUS	0	0	2	30.59	0	0	13	140.37	0	0	0	0	0	0	0	0	0	0	0	0	0	0	0	0	0	15	170.96	
NESFB	0	0	0	0	0	0	0	0	0	0	0	0	0	0	0	0	0	0	0	0	0	0	0	0	0	0	0	
YES	0	0	0	0	0	0	0	0	0	0	0	0	0	0	0	0	0	0	0	1	60	1	46	1	60	1	46	
Pvt Tot	194	324.84	333	709.81	330	1239.62	1779	4244.09	0	0	2	1.07	4	10.78	4	9.8	0	0	1	0.2	3	63.55	5	57.47	531	1638.79	2124	5022.44
MRB	4	1.94	4	1.79	369	226.45	369	123.69	0	0	0	0	0	0	0	0	0	0	0	0	0	0	0	373	228.39	373	125.48	
RRB Tot	4	1.94	4	1.79	369	226.45	369	123.69	0	0	0	0	0	0	0	0	0	0	0	0	0	0	0	373	228.39	373	125.48	
IUCB	0	0	126	101.66	0	0	118	300.77	0	0	0	0	0	0	0	0	0	0	0	0	0	0	0	0	0	244	402.43	
MPCB	0	0	0	0	1	0.5	1	0.76	0	0	0	0	0	0	0	0	0	0	0	0	0	0	0	1	0.5	1	0.76	
MSCB	0	0	42	38.53	1	2	16	34.16	0	0	0	0	0	0	0	0	0	0	0	0	0	0	0	1	2	58	72.69	
MWCB	0	0	0	0	0	0	0	0	0	0	0	0	0	0	0	0	0	0	0	0	0	0	0	0	0	0	0	
Grand Tot	1216	4833.14	5004	14831.9	7372	31979.1	41458	113557.28	9	63.7	68	158.79	10	43.21	23	86.82	1	0.86	4	8.32	3	63.55	40	116.38	8611	36983.56	46597	128759.49

District-wise Minority report of Manipur in the FY2019-2020 as on date 31-12-2019 (Rs in Lakhs)

Bank Name	Muslim				Christian				Sikh				Buddhist				Zoroastrian				Jain				Total								
	CY No	CY Amt	O/S No	O/S Amt	CY No	CY Amt	O/S No	O/S Amt	CY No	CY Amt	O/S No	O/S Amt	CY No	CY Amt	O/S No	O/S Amt	CY No	CY Amt	O/S No	O/S Amt	CY No	CY Amt	O/S No	O/S Amt	CY No	CY Amt	O/S No	O/S Amt					
Bishnupur	27	75.6	123	235.59	116	440.64	311	998.26	1	9.13	3	25.61	1	0.66	4	12.98	0	0	0	0	0	0	0	0	0	0	0	0	0	145	526.03	441	1272.44
Chandel	36	214.88	92	444.73	583	2759.41	2701	8247.15	0	0	0	0	0	0	0	0	0	0	0	0	0	0	0	0	0	0	0	0	619	2974.29	2793	8691.88	
Churachandpur	23	85.47	109	302.05	1734	5859.53	8096	24724.38	1	6.23	4	10.32	0	0	2	2.91	0	0	0	0	0	0	0	0	0	0	0	1758	5951.23	8211	25039.66		
Imphaleast	157	397.52	485	1182.19	320	1396.63	2368	5599.13	0	0	15	12.3	1	1.41	0	0	0	0	0	0	0	0	0	1	0.18	478	1795.56	2869	6793.8				
Imphalwest	642	2613.63	2837	8360.48	1819	9547.09	11830	31742.49	4	31.53	38	85.48	2	8.99	8	32.82	1	0.86	2	4.09	2	62.95	38	115.6	2470	12265.05	14753	40340.96					
Jiribam	0	0	90	165	9	28.5	179	346.5	0	0	0	0	0	0	0	0	0	0	0	0	0	0	0	0	0	0	9	28.5	269	511.5			
Kakching	39	139.12	98	331.27	59	278.07	118	462.03	0	0	0	0	0	0	0	0	0	0	0	0	0	0	0	0	0	0	98	417.19	216	793.3			
Kamjong	5	35.74	10	60.03	30	187.83	241	509.32	1	6.43	1	6.43	0	0	0	0	0	0	0	0	0	0	0	0	0	0	36	230	252	575.78			
Kangpokpi	15	95.08	81	316.21	659	2925.69	3383	10549.42	0	0	0	0	0	0	0	0	0	0	0	0	0	0	0	0	0	0	674	3020.77	3464	10865.63			
Noney	2	17.5	3	24.17	79	488.74	175	823.2	1	7.8	1	7.8	0	0	0	0	0	0	0	0	0	0	0	0	0	0	82	514.04	179	855.17			
Pherzwal	1	9.5	4	27.24	15	71.73	44	254.91	0	0	1	0.03	0	0	0	0	0	0	0	0	0	0	0	0	0	0	16	81.23	49	282.18			
Senapati	13	79.8	34	147.24	1148	4603.52	6371	17905.33	1	2.58	2	3.61	4	24.94	6	29.29	0	0	1	4.03	0	0	0	0	0	0	1166	4710.84	6414	18089.5			
Tamenglong	0	0	0	0	96	168.41	1361	1932.72	0	0	0	0	0	0	0	0	0	0	0	0	0	0	0	0	0	0	96	168.41	1361	1932.72			
Tengnoupal	24	95.75	145	401.63	286	1224.06	1471	3209.33	0	0	0	0	1	6.83	2	8.44	0	0	0	0	0	0	0	0	0	0	311	1326.64	1618	3619.4			
Thoubal	228	954.61	880	2793.12	111	549.78	350	1586.61	0	0	3	7.21	1	0.38	1	0.38	0	0	1	0.2	1	0.6	1	0.6	1	0.6	341	1505.37	1236	4388.12			
Ukhrul	4	18.94	13	40.95	308	1449.47	2459	4666.5	0	0	0	0	0	0	0	0	0	0	0	0	0	0	0	0	0	0	312	1468.41	2472	4707.45			
Total	1216	4833.14	5004	14831.9	7372	31979.1	41458	113557.3	9	63.7	68	158.8	10	43.2	23	86.8	1	0.86	4	8.3	3	63.6	40	116.4	8611	36983.56	46597	128759.5					

**Bank-wise Social Security Schemes Report of Manipur in the FY2019-2020 as on date
31-12-2019**

(Rs In Lakhs)

SI No.	Bank Name	PMJDY No	PMJDY Cumml. No	PMJJBY No	PMJJBY Cumml. No	PMSBY No.	PMSBY Cumml. No.	APY No	APY Cumml. No
1	ALB	766	12879	4	213	294	1229	178	470
2	BOB	406	10406	425	1736	256	8256	106	1018
3	BOI	73	7260	9	232	98	2794	67	310
4	BOM	163	3121	5	175	10	348	1	64
5	CAN	289	6645	58	1272	236	3076	75	425
6	CBI	0	31659	0	0	0	0	0	0
7	IND	7	1175	2	91	4	107	3	32
8	IOB	796	24484	779	3475	426	5401	43	269
9	PNB	123	39992	24	1241	38	2997	15	283
10	PSB	0	10379	166	1431	508	9505	69	538
11	SBI	320019	798106	719	29158	2585	76543	602	6119
12	SYN	102	178	101	165	86	142	32	65
13	UBI	11956	252274	0	6039	0	14246	0	0
14	UCO	2451	46445	187	2744	311	5274	107	1067
15	UNI	179	7345	0	232	1	398	0	29
Public	Total	337330	1252348	2479	48204	4853	130316	1298	10689
1	AXIS	0	6907	0	249	0	689	0	474
2	BANDHAN	0	0	0	0	0	0	0	0
3	HDFC	8	4007	4	999	8	1643	13	268
4	ICICI	0	2366	0	149	0	246	0	21
5	IDBI	0	1444	21	417	11	781	1	76
6	INDUS	0	0	0	0	0	0	0	0
7	NESFB	0	0	0	0	0	0	0	0
8	YES	0	65	0	1	0	6	0	1
Private	Total	8	14789	25	1815	19	3365	14	840
1	MRB	0	0	266	2525	893	10642	29	420
RRB	Total	0	0	266	2525	893	10642	29	420
1	IUCB	0	0	0	0	0	190	0	0
2	MPCB	0	0	0	0	0	0	0	0
3	MSCB	0	25740	0	338	0	1935	0	0
4	MWCB	0	0	0	0	0	0	0	0
Co-Op	Total	0	25740	0	338	0	2125	0	0
Grand	Total	337338	1292877	2770	52882	5765	146448	1341	11949

District-wise SSS report of Manipur in the FY2019-2020 as on date 31-12-2019									
(Rs In Lakhs)									
SI No.	District Name	PMJDY No	PMJDY Cumml No	PMJJB Y No	PMJJB Y Cumml No	PMSBY No.	PMSBY Cumml No.	APY No	APY Cumml No
1	Bishnupur	22434	122633	289	4084	920	10800	31	912
2	Chandel	10497	19264	24	833	119	2281	21	153
3	Churachandpur	40603	104423	46	9493	365	13566	137	1514
4	Imphaleast	37172	238672	496	9704	859	36494	595	3116
5	Imphalwest	76532	284544	1536	18111	2026	53859	331	4493
6	Jiribam	1299	30430	0	646	0	1091	0	0
7	Kakching	19752	104445	57	1287	305	4662	36	227
8	Kamjong	1643	1506	0	30	0	56	0	76
9	Kangpokpi	17218	25289	52	1323	156	3578	42	248
10	Noney	2987	2518	0	62	0	394	0	26
11	Pherzwal	179	183	0	0	0	2	0	0
12	Senapati	24385	50133	32	1662	514	6030	78	287
13	Tamenglong	1901	55049	1	381	13	1340	0	0
14	Tengnoupal	5310	17795	5	639	11	1656	3	48
15	Thoubal	54164	136120	203	3178	351	7749	65	748
16	Ukhrul	21262	99873	29	1449	126	2890	2	101
Grand	Total	337338	1292877	2770	52882	5765	146448	1341	11949

**Progress under Financial Inclusion:: Opening of No Frills A/C of Manipur in the
FY2019-2020 as on date 31-12-2019**

(Rs In Lakhs)

SI No.	Bank Name	Target	Current Quarter Number of A/C	Cumulative Position No of A/C	OD Number	OD Amount
1	ALB	0	766	12879	0	0
2	BOB	0	10	22535	21	85000
3	BOI	0	58	7187	143	1.5
4	BOM	0	169	3121	234	2.85
5	CAN	0	289	6645	0	0
6	CBI	0	169	10546	0	0
7	IND	0	7	1175	0	0
8	IOB	0	3996	13149	0	0
9	PNB	300	412	32284	18	30
10	PSB	0	0	10379	0	0
11	SBI	0	10369	338279	0	0
12	SYN	0	68	205	10	2.5
13	UBI	0	4412	252274	118	4.94
14	UCO	0	2411	46445	486	7.2
15	UNI	0	179	7345	5	0.1
ASCB	Total	300	23315	764448	1035	85049.09
1	MRB	0	1864	215292	1	0.05
RRB	Total	0	1864	215292	1	0.05
1	IUCB	0	60	18994	0	0
2	MPCB	1255	0	1034	0	0
3	MSCB	0	0	0	0	0
4	MWCB	0	0	0	0	0
Grand	Total	1555	25926	1025515	1051	85049.64

Details Of Special Scheme of Manipur in the FY2019-2020 as on date 31-12-2019 (Rs In Lakhs)

SI No.	Bank Name	Educational Loan No	Educational Loan Amount	Agri-Clinic Agri Business Centre No	Agri-Clinic Agri Business Centre Amount	Dairy Entrepreneurs Development Scheme No	Dairy Entrepreneurs Development Scheme Amount	Rural Go Down No	Rural Go Down Amount	Cold Storage No	Cold Storage Amount	Dairy/Poultry Venture No	Dairy/Poultry Venture Amount	Venture Capital for Agri No	Venture Capital for Agri Amount
1	ALB	26	155.82	0	0	5	17.48	0	0	0	0	2	9.22	0	0
2	BOB	5	7	0	0	3	18.32	0	0	0	0	6	14.69	0	0
3	BOI	18	53.3	0	0	0	0	0	0	0	0	65	90.21	0	0
4	BOM	15	80.32	2	7.38	1	3.01	0	0	0	0	2	4.92	0	0
5	CAN	70	206	1	6	6	34	0	0	0	0	31	76	0	0
6	CBI	0	114.15	0	0	0	0	0	0	0	0	0	0	0	0
7	IND	0	0	0	0	0	0	0	0	0	0	0	0	0	0
8	IOB	2	12.58	0	0	0	0	0	0	0	0	0	0	0	0
9	PNB	0	0	0	0	7	33.24	0	0	0	0	2	15.24	0	0
10	PSB	19	121.54	0	0	0	0	0	0	0	0	40	331.56	0	0
11	SBI	151	1528.14	0	0	0	0	0	0	0	0	0	0	0	0
12	SYN	12	33.93	0	0	0	0	0	0	0	0	0	0	0	0
13	UBI	72	367.94	0	0	0	0	0	0	0	0	0	0	0	0
14	UCO	39	174	0	0	25	55	0	0	0	0	65	156	0	0
15	UNI	3	16.52	0	0	0	0	0	0	0	0	0	0	0	0
Public	Total	432	2871.24	3	13.38	47	161.05	0	0	0	0	213	697.84	0	0
1	AXIS	0	0	0	0	0	0	0	0	0	0	0	0	0	0
2	BANDHAN	0	0	0	0	132	31.14	0	0	0	0	2218	761.48	0	0
3	HDFC	0	0	0	0	0	0	0	0	0	0	0	0	0	0
4	ICICI	0	0	0	0	0	0	0	0	0	0	0	0	0	0
5	IDBI	24	65.73	0	0	0	0	0	0	0	0	61	132.56	0	0
6	INDUS	0	0	0	0	0	0	0	0	0	0	0	0	0	0
7	NESFB	0	0	0	0	0	0	0	0	0	0	0	0	0	0
8	YES	0	0	0	0	0	0	0	0	0	0	0	0	0	0
Private	Total	24	65.73	0	0	132	31.14	0	0	0	0	2279	894.04	0	0
1	MRB	0	0	0	0	11	15.6	0	0	0	0	73	127.12	0	0
RRB	Total	0	0	0	0	11	15.6	0	0	0	0	73	127.12	0	0
1	IUCB	1	2	0	0	0	0	0	0	0	0	0	0	0	0
2	MSCB	0	0	0	0	0	0	0	0	0	0	239	371.63	0	0
3	MPCB	0	0	0	0	0	0	0	0	0	0	0	0	0	0
4	MWCB	0	0	0	0	0	0	0	0	0	0	0	0	0	0
Grand	Total	457	2938.97	3	13.38	190	207.79	0	0	0	0	2804	2090.63	0	0

Performance Position Under DIR Scheme in the FY2019-2020 as on date 31-12-2019

(Rs In Lakhs)

SI No.	Bank Name	Application Received	Sanctioned Number	Sanctioned Amount	Disbursed Number	Disbursed Amount	Pending Sanction	Pending Disbursed	Returned/Reject
1	ALB	0	0	0	0	0	0	0	0
2	BOB	0	0	0	0	0	0	0	0
3	BOI	0	0	0	0	0	0	0	0
4	BOM	0	0	0	0	0	0	0	0
5	CAN	115	115	4	115	4	0	0	0
6	CBI	0	0	0	0	0	0	0	0
7	IND	0	0	0	0	0	0	0	0
8	IOB	0	0	0	0	0	0	0	0
9	PNB	0	0	0	0	0	0	0	0
10	PSB	0	0	0	0	0	0	0	0
11	SBI	0	0	0	0	0	0	0	0
12	SYN	0	0	0	0	0	0	0	0
13	UBI	0	0	0	0	0	0	0	0
14	UCO	0	0	0	0	0	0	0	0
15	UNI	0	0	0	0	0	0	0	0
Public	Total	115	115	4	115	4	0	0	0
1	HDFC	0	0	0	0	0	0	0	0
2	ICICI	0	0	0	0	0	0	0	0
3	IDBI	0	0	0	0	0	0	0	0
4	INDUS	0	0	0	0	0	0	0	0
5	AXIS	0	0	0	0	0	0	0	0
6	YES	0	0	0	0	0	0	0	0
7	BANDHAN	0	0	0	0	0	0	0	0
8	NESFB	0	0	0	0	0	0	0	0
Private	Total	0	0	0	0	0	0	0	0
1	MRB	0	0	0	0	0	0	0	0
RRB	Total	0	0	0	0	0	0	0	0
1	IUCB	0	0	0	0	0	0	0	0
2	MPCB	0	0	0	0	0	0	0	0
3	MSCB	0	0	0	0	0	0	0	0
4	MWCB	0	0	0	0	0	0	0	0
Grand	Total	115	115	4	115	4	0	0	0

Performance Position Under TRANSPORT OPERATOR Scheme in the Year 2019-2020 and Quarter 3

(Rs In Lakhs)

SI No.	Bank Name	Application Received	Sanctioned Number	Sanctioned Amount	Disbursed Number	Disbursed Amount	Pending Sanction	Pending Disbursed	Returned/Reject
1	ALB	0	0	0	0	0	0	0	0
2	BOB	3	3	26	3	26	0	0	0
3	BOI	2	2	8.58	2	8.58	0	0	0
4	BOM	0	0	0	0	0	0	0	0
5	CAN	0	0	0	0	0	0	0	0
6	CBI	0	0	0	0	0	0	0	0
7	IND	0	0	0	0	0	0	0	0
8	IOB	1	1	9	1	9	0	0	0
9	PNB	0	0	0	0	0	0	0	0
10	PSB	0	0	0	0	0	0	0	0
11	SBI	43	43	389.44	0	0	0	0	0
12	SYN	0	0	0	0	0	0	0	0
13	UBI	0	0	0	0	0	0	0	0
14	UCO	0	0	0	0	0	0	0	0
15	UNI	8	8	28.77	8	27.68	0	0	0
Public	Total	57	57	461.79	14	71.26	0	0	0
1	HDFC	0	0	0	0	0	0	0	0
2	ICICI	0	0	0	0	0	0	0	0
3	IDBI	0	0	0	0	0	0	0	0
4	INDUS	0	0	0	0	0	0	0	0
5	AXIS	0	0	0	0	0	0	0	0
6	YES	0	0	0	0	0	0	0	0
7	BANDHAN	0	0	0	0	0	0	0	0
8	NESFB	0	0	0	0	0	0	0	0
Private	Total	0	0	0	0	0	0	0	0
1	MRB	0	0	0	0	0	0	0	0
RRB	Total	0	0	0	0	0	0	0	0
1	IUCB	0	0	0	0	0	0	0	0
2	MPCB	0	0	0	0	0	0	0	0
3	MSCB	0	0	0	0	0	0	0	0
4	MWCB	0	0	0	0	0	0	0	0
Grand	Total	57	57	461.79	14	71.26	0	0	0

Bank-wise Digitization Data report of Manipur in the FY2019-2020 as on date 31-12-2019

Sl No.	Bank Name	BHIM Aadhaar CY No	BHIM Aadhaar Cumulative No	MICRO ATMs CY No	MICRO ATMs Cumulative No	Mobile Banking Activation CY No	Mobile Banking Activation Cumulative No	Internet Banking Activation CY No	Internet Banking Activation Cumulative No	IMPS CY No	IMPS Cumulative No	POS at Merchant Site CY No	POS at Merchant Site Cumulative No	Bharat QR CY No	Bharat QR Cumulative No
1	ALB	71	362	0	5	91	357	125	1589	181	1012	0	4	0	0
2	BOB	0	0	0	0	0	0	0	0	0	0	0	0	0	0
3	BOI	0	0	0	0	80	340	70	224	0	0	5	29	0	0
4	BOM	4	12	0	0	25	652	35	796	250	2050	2	10	0	0
5	CAN	0	3	0	0	1279	4132	3522	7448	0	0	1	5	0	0
6	CBI	0	0	0	0	0	0	0	0	0	0	0	0	0	0
7	IND	1	8	0	0	12	386	11	374	23	388	1	1	1	5
8	IOB	0	13	0	0	0	500	0	550	0	0	0	3	0	0
9	PNB	35	1535	0	0	125	975	1255	2755	1544	2194	5	55	0	0
10	PSB	46	461	0	0	86	760	23	147	87	256	68	254	0	0
11	SBI	1470	1642	10	89	920036	2448175	4402110	21207435	2127500	2127686	305	1170	704	1928
12	SYN	0	0	0	1	51	203	75	195	35	142	0	4	0	0
13	UBI	0	0	0	0	9588	23565	824	13444	2558	2558	0	0	0	0
14	UCO	0	0	0	0	860	2711	55	233	75	172	7	7	0	0
15	UNI	0	0	0	1	268	677	130	402	0	0	0	6	0	0
Public	Total	1627	4036	10	96	932501	2483433	4408235	21235592	2132253	2136458	394	1548	705	1933
1	AXIS	0	0	0	0	0	0	0	0	0	0	0	0	0	0
2	BANDHAN	0	0	0	0	300	848	66	297	4248	11238	0	21	0	0
3	HDFC	0	20	0	5	11600	0	16485	0	27202	0	223	618	205	404
4	ICICI	0	0	0	0	0	0	0	0	0	0	0	89	0	0
5	INDUS	0	0	0	0	0	0	0	0	0	0	0	0	0	0
6	NESFB	0	0	0	0	200	620	35	70	200	620	0	0	0	0
7	YES	0	0	0	0	0	0	0	0	0	0	58	134	0	0
Private	Total	0	20	0	5	12100	1468	16586	367	31650	11858	281	862	205	404
1	MRB	0	0	0	45	616	1060	0	0	616	1060	0	0	0	0
RRB	Total	0	0	0	45	616	1060	0	0	616	1060	0	0	0	0
1	IUCB	0	0	0	0	0	0	0	0	0	0	0	0	0	0
2	MPCB	0	0	0	0	0	0	0	0	0	0	0	0	0	0
3	MSCB	0	0	0	0	0	0	0	0	12	12	4	17	0	0
4	MWCB	0	0	0	0	0	0	0	0	0	0	0	0	0	0
Co-Op	Total	0	0	0	0	0	0	0	0	12	12	4	17	0	0
Grand	Total	1627	4056	10	146	945217	2485961	4424821	21235959	2164531	2149388	679	2427	910	2337

Bank-wise Data Seeding Report of Manipur in the FY2019-2020 as on date 31-12-2019

SI No.	Bank Name	No of operative savings bank acc	no of bank account seeded with mobile number	no of bank account seeded with aadhaar number	Number of Rupay Cards issued	Number of Rupay Cards Activated
1	ALB	33254	24512	24111	24112	21654
2	BOB	0	0	0	0	0
3	BOI	40989	40000	31000	26000	26000
4	BOM	5286	7640	7640	5897	5897
5	CAN	30449	29018	27547	22115	19542
6	CBI	0	0	0	0	0
7	IND	5380	5210	5220	5101	4802
8	IOB	47079	35588	35738	19314	16437
9	PNB	49131	44217	24565	29478	29478
10	PSB	39867	34096	35076	12456	12456
11	SBI	278094	201038	184055	266283	162727
12	SYN	10856	9956	7965	3642	3512
13	UBI	425298	425298	245715	224370	224370
14	UCO	174683	154455	105450	109560	109560
15	UNI	12362	3490	8333	6741	6741
	Public Total	1152728	1014518	742415	755069	643176
1	AXIS	43388	39574	32567	7283	7283
2	BANDHAN	35773	31820	61	5690	5690
3	HDFC	21995	21841	13070	2013	1375
4	ICICI	15625	15404	13984	0	0
5	IDBI	7655	7308	5902	1291	937
6	INDUS	1149	1149	853	1142	764
7	NESFB	4079	4079	4079	4079	4079
8	YES	937	937	774	64	52
	Private Total	130601	122112	71290	21562	20180
1	MRB	320591	296353	264403	264403	251386
	RRB Total	320591	296353	264403	264403	251386
1	IUCB	61678	54643	64513	2898	2898
2	MPCB	29658	13615	16460	0	0
3	MSCB	178494	47675	67200	10556	10556
4	MWCB	0	0	0	0	0
	Co-op Total	269830	115933	148173	13454	13454
	Grand Total	1873750	1548916	1226281	1054488	928196

Status of RSETIs in Manipur as on 30 September 2019

Progress in Rural Self-Employment Training Institute (RSETI): Churachandpur

Sponsoring Bank: State Bank of India

Name of Bank/ F I	State Bank of India	
District	Churachandpur	
Training Programme	Current Financial Year	Cumulative
No. of Training Programme	09	112
No. of Trainee	201	2339
Settlement		
With Bank Finance	67	314
With Self Finance	93	832
Wage Employment	0	34
Total Settlement	160	1180
Settlement %	79.60	50.44

Report on conduct of FLCs by Rural Bank Branches for FY 2019 -20			
SL. NO.	BANK	No of Rural Branches	No of FLCs
1	ALB	2	0
2	AXIS	2	1
3	BANDHAN	1	1
4	BOB	6	2
5	BOI	2	1
6	BOM	0	0
7	CAN	2	2
8	CBI	1	1
9	HDFC	3	6
10	ICICI	4	0
11	IDBI	1	0
12	IND	0	0
13	INDUS	1	0
14	IOB	1	2
15	IUCB	0	0
16	MPCB	0	0
17	MRB	17	53
18	MSCB	5	20
19	MWCB	0	0
20	NESFB	0	0
21	PNB	1	0
22	PSB	3	2
23	SBI	24	32
24	SYN	0	0
25	UBI	4	47
26	UCO	6	8
27	UNI	0	0
28	YES	0	0
Total		87	178

Opening of Bank branches in Unbanked Blocks in Manipur

As decided in the SLBC, Sub-committee meeting held on 14.02.2013 at the Conference Hall of Manipur Secretariat, the following Banks have been allotted to open their Branches in the unbanked blocks as given below.

Sl. No.	Name of District	Name of Block	Name of Centre	Allotted Bank	Remarks
1	Kangpokpi	Island TD	Island	IOB	Branch opened.
2	Kangpokpi	Saitu Gamphazol TD	Saitu Gamphazol	PNB	SBI Sapormeina Branch opened.
3	Chandel	Khenjoy TD	Khenjoy	ICICI	Branch opened.
4	Tengnoupal	Machi TD	Machi	BOB	Branch opened.
5	Tengnoupal	Tengnoupal TD	Tengnoupal	MRB	Branch shifted to new premises.
6	Tamenglong	Tamei TD	Tamei	SBI	Branch opened.
7	Noney	Nungba TD	Nungba	MRB	Branch opened.
8	Churachandpur	Lamka South TD	Lamka	MRB	MRB Branch opened.
9	Churachandpur	Samulamlan TD	Samulamlan	PNB	Branch opened.
10	Churachandpur	Lanva TD	Pearsonmun	SBI	SBI Pearsonmun Branch opened.
11	Churachandpur	Saikot TD	Saikot	MSCB	Branch opened.
12	Pherzawl	Thanlon TD	Thanlon	SBI	Branch functional as on 21.09.2017
13	Ukhrul	Chingai TD	Chingai	BOB(VJB)	DRM, Jorhat Region, Bank of Baroda informed in SLBC meeting held on 24/09/2019 that it is not feasible for opening a brick and mortar branch in view of the lack of security, transportation and minimum amenities. GM, RBI advised that since the Government is ready to provide space in BDO office, BOB should re-examine the matter.
14	Ukhrul	Lunchungmaiphei TD	Lunchungmaiphei	BOB	DRM, Jorhat Region, Bank of Baroda informed in SLBC meeting held on 24/09/2019 that their latest security inspection of the allotted site does not conform to the security guidelines of the Bank. Further the site is devoid of necessary amenities like electricity, water supply and leased line connectivity. Other offices in the complex are also non-functional.
15	Kamjong	Kasom Khullen TD	Kasom Khullen	PSB	The Zonal Manager, PSB informed in SLBC meeting held on 24/09/2019 that the bank has been allotted Kasom Khullen, T Waichong, Khekman and Arong Nongmaikhong for opening branches, and approval has been received only for Khekman and T Waichong.
16	Kamjong	Phungyar TD	Phungyar	CBI	In the SLBC meeting held on 24/09/2019 the Chief Manager CBI, informed that their Head Office Guwahati has written to Zonal Office Kolkata for necessary approval and it is expected soon.
17	Senapati	Willong TD	Willong	BOB (VJB)	DRM, Jorhat Region, Bank of Baroda informed in SLBC meeting held on 24/09/2019 that it is not feasible for opening a brick and mortar branch in view of the lack of security, transportation and minimum amenities.

Sl. No	Name of District	Name of Block	Name of Centre	Allotted Bank	Remarks
18	Senapati	Phaibung Khullen TD	Phaibung Khullen	UCO	In the Sub-Committee meeting held on 09.12.2019, UCO Bank informed that it is yet to conduct a visit to the proposed site. Bank was advised in Sub-committee meeting held on 13.09.2019 to visit the site and provide a report on the proposed site and its further requirements.
19	Senapati	Purul TD	Purul	ALB	The Chief Manager, Allahabad Bank informed in SLBC meeting held on 24/09/2019 that in-principal approval for opening the branch is yet to be received from their Controlling Office, but it is expected in two/ three weeks time.
20	Senapati	Paomata TD	Paomata	MSCB	In the Sub-Committee meeting held on 13.09.2019, MSCB informed that the building has not been handed over to district administration by the contractor, so further progress could not be achieved.
21	Kangpokpi	T. Waichong TD	T. Waichong	PSB	The Zonal Manager, PSB informed in SLBC meeting held on 24/09/2019 that for T Waichong, a joint visit had been conducted with Director Institutional Finance, SDO and other Govt. Departments. It was found that there was no further development and even the condition of the building has further deteriorated. Basic amenities like water, electricity and connectivity were also not available
22	Tamenglong	Tousem TD	Tousem	UBI	The AGM UBI informed in SLBC meeting held on 24/09/2019 that as stated in earlier meetings, the Govt. Departments are requested to ensure proper infrastructure. Further, it is found that other Govt. offices are functioning from District HQ. The SDO Tousem is not stationed at Tousem.
23	Noney	Khoupum TD	Khoupum	UCO	In the Sub-Committee meeting held on 09.12.2019 the DC Noney informed that a final joint visit with UCO bank is pending then the matter will be finalized.
24	Churachandpur	Henglep TD	Henglep	ICICI	In the SLBC meeting held on 24.09.19 the House had approved change of proposed site to S Kholian Bazar in lieu of Henglep.
25	Churachandpur	Sangaikot TD	Sangaikot	AXIS	In the Sub-Committee meeting held on 09.12.2019 the Axis bank representative informed that they have conducted an inspection, and management has approved for opening of a CSP due to lack of proper infrastructure of opening a brick and mortar branch.
26	Pherzawl	Vangai Range TD	Vangai Range	HDFC	HDFC bank informed in SLBC meeting held on 24/09/2019 that they had visited the site, and found the building was incomplete, electricity and water supply was also not available. In the Sub-committee meeting held on 13.09.2019, DC Pherzwal informed that the building is in bad condition and requires major repair.
27	Pherzawl	Tipaimukh TD	Tipaimukh	AXIS	In the sub-committee meeting held on 09.12.2019, the representative of Axis Bank informed that management has approved for opening of a CSP.

Total unbanked blocks identified as on 14.02.2013 : 27
Opened as on 30.09.2019 : 12
Pending as on 30.09.2019 : 15

Allocation of Bank for opening branches at unbanked towns/ULBs in Manipur

Sl.No.	Name of ULBs	District	Population (2011 Census)	Bank to open branch	Opening Status
A. Municipal Councils					
1.	Kakching Khunou Municipal Council	Kakching	11379	Syndicate Bank	No
2.	Sugnu Municipal Council	Kakching	5132	State Bank of India	Yes
3.	Kwakta Municipal Council	Bishnupur	8579	Bank of Maharashtra	No
4.	Shikhong Sekmai Municipal Council	Thoubal	7390	Indusind Bank	No
5.	Lamlai Municipal Council	Imphal East	4601	Yes Bank	MRB Branch Opened on 22.05.2019
B. Nagar Panchayat					
6.	Samourou Nagar Panchayat	Imphal West	16582	Union Bank of India	No
7.	Thongkhong Laxmi Nagar Panchayat	Imphal West	14878	United Bank of India	No
8.	Lilong (IW) Nagar Panchayat	Imphal West	12427	IDBI	No
9.	Andro Nagar Panchayat	Imphal East	8744	Canara Bank	No
10.	Lamshang Nagar Panchayat	Imphal West	8130	Allahabad Bank	No
11.	Oinam Nagar Panchayat	Bishnupur	7161	Bank of India	No

Roadmap for opening CBS Enabled Banking Outlet in villages having population more than 5000 without a bank branch of a scheduled commercial bank for the state of Manipur

Sl. No	Name of District	Name of Village with population >5000	Population	Bank Branch (Yes/No)- Name of Bank	Remarks	Allotted to Bank for opening of Branch duly approved in the	No of Brick & Mortar Br. To be opened (Jan-16 to	No of Brick & Mortar Br. To be opened (April-16 to Mar-
1	Senapati	Makhrelui	5,971	Yes	Village located in Senapati town having SBI, HDFC, CBI, UBI, UCO bank br.	N/R		April-16 to Mar-2017
2	Senapati	Tadubi	5,847	Yes	SBI Opened			
3	Senapati	Kalinamei	7,053	No		Bank of Baroda		April-16 to Mar-2017
4	Senapati	Punanamei	6,380	No	UBI CSP	SBI		April-16 to Mar-2017
5	Senapati	Shajouba	7,456	No		UCO		April-16 to Mar-2017
6	Senapati	Laii	5,518	No		Bank of India		April-16 to Mar-2017
7	Senapati	Liyai Khullen	7,153	No		Union Bank		April-16 to Mar-2017
8	Senapati	Tungjoy	5,988	No		Syndicate Bank		April-16 to Mar-2017
9	Senapati	Phuba Khuman	5,526	No		Canara Bank		April-16 to Mar-2017
10	Senapati	Purul Atongba	5,043	No		Bank of Maharashtra		April-16 to Mar-2017
11	Senapati	Purul Akutpa	6,168	No		Punjab National Bank		April-16 to Mar-2017
12	Churachandpur	Tuibong	8,085	Yes	SBI Opened			
13	Churachandpur	Bijang	5,020	No	SBI CSP	UBI		April-16 to Mar-2017

Sl. No	Name of District	Name of Village with population >5000	Population	Bank Branch (Yes/No)- Name of Bank	Remarks	Allotted to Bank for opening of Branch duly approved in the DCC/SLBC	No of Brick & Mortar Br. To be opened (Jan-16 to Mar-16)	No of Brick & Mortar Br. To be opened (April-16 to Mar-2017)
14	Churachandpur	Vengnuam	7,302	No	DCC Churachandpur confirmed that there are no banks within the boundary of the village.	Syndicate Bank		April-16 to Mar-2017
15	Bishnupur	Leimapokpam	8,120	No	MRB CSP	Allahabad Bank		April-16 to Mar-2017
16	Bishnupur	Ngaikhong Khullen	5,256	Yes	Village located in Bishnupur town having AXIS, SBI, UBI, UCO etc	N/R		April-16 to Mar-2017
17	Bishnupur	Kwakta (Pt)	10,735	No	UBI CSP	Axis Bank		April-16 to Mar-2017
18	Bishnupur	Kha Thingungei	10,107	No		Bank of India		April-16 to Mar-2017
19	Bishnupur	Thanga	14,316	No	UBI CSP	Central Bank of India		April-16 to Mar-2017
20	Bishnupur	Wangoo Ahallup	9,148	No	MRB CSP	HDFC		April-16 to Mar-2017
21	Thoubal	Maibam Konjil	5,696	No	SBI CSP	ICICI		April-16 to Mar-2017
22	Thoubal	Irong Chesaba	6,749	No	SBI CSP	HDFC		April-16 to Mar-2017
23	Thoubal	Leisangthem	6,118	No	SBI CSP	Indian Overseas Bank		April-16 to Mar-2017
24	Thoubal	Khekman	7,157	No	PSB Branch Opened	Punjab & Sind Bank		April-16 to Mar-2017
25	Thoubal	Mojing	7,428	No	UBI CSP	Bank of Maharashtra		April-16 to Mar-2017
26	Thoubal	Khangabok	16,344	No	UBI CSP	Vijaya Bank		April-16 to Mar-2017
27	Thoubal	Sangaiyumpham	11,311	Yes	MRB opened	Manipur Rural Bank		April-16 to Mar-2017
28	Thoubal	Tentha	9,087	No	MRB CSP	Indusind Bank		April-16 to Mar-2017
29	Thoubal	Wangkhem	5,235	No	UBI CSP	Yes Bank		April-16 to Mar-2017
30	Thoubal	Heirok Part I (Pt)	9,574	No	MRB CSP	IDBI		April-16 to Mar-2017
31	Thoubal	Heirok Part II (Pt)	6,205	No	MRB CSP	Allahabad Bank		April-16 to Mar-2017
32	Kakching	Irengband	10,600	No	UBI CSP	Bank of Baroda		April-16 to Mar-2017
33	Kakching	Wabagai	8,578	No	UBI CSP	SBI		April-16 to Mar-2017

Sl. No	Name of District	Name of Village with population >5000	Population	Bank Branch (Yes/No)-Name of Bank	Remarks	Allotted to Bank for opening of Branch duly approved in the DCC/SLBC	No of Brick & Mortar Br. To be opened (Jan-16 to Mar-16)	No of Brick & Mortar Br. To be opened (April-16 to Mar-2017)
34	Kakching	Hiyanglam I	8,872	No	UBI CSP	Axis Bank		April-16 to Mar-2017
35	Kakching	Langmeidong	5,935	No	UBI CSP	UBI		April-16 to Mar-2017
36	Kakching	Arong Nongmaikhong	5,571	No	MRB CSP	Punjab & Sind Bank		April-16 to Mar-2017
37	Kakching	Wangoo	6,134	No	CSP MRB	Indian Overseas Bank		April-16 to Mar-2017
38	Imphal West	Kanglatongbi	7,152	Yes	PNB Opened	Punjab National Bank		April-16 to Mar-2017
39	Imphal West	Sekmai(Part)	5,162	Yes	SBI Opened			
40	Imphal West	Khurkhul	6,450	No	CBI CSP	Central Bank of India		April-16 to Mar-2017
41	Imphal West	Patsoi	5,358	Yes	BOB Opened			
42	Imphal East	Keirao Makting	5,319	No	PNB CSP	UBI		April-16 to Mar-2017
43	Imphal East	Tulihal	5,594	Yes	HDFC Yairipok Branch opened	Canara Bank		April-16 to Mar-2017
44	Imphal East	Yambem	5,705	No	SBI CSP	Union Bank		April-16 to Mar-2017
45	Imphal East	Changamdabi	6,419	No	SBI CSP	UCO Bank		April-16 to Mar-2017
46	Ukhrul	Hundung	10,785	No	UBI CSP	Vijaya Bank		April-16 to Mar-2017

Provision for banking services through banking outlets or part-time banking outlets in the villages as on 05-02-2020

Name of District	Total Village	Above 5000			2000-5000			Below 2000			Total	
		No. of villages	Covered by Branch/BC (CBS enabled banking outlet)	No of uncovered villages	No. of villages	Covered by Branch/BC (CBS enabled banking outlet)	No of uncovered villages	No. of villages	Covered by Branch/BC (CBS enabled banking outlet)	No of uncovered villages	No of covered villages	No of uncovered villages
Imphal West	107	4	4	0	36	36	0	67	67	0	107	0
Imphal East	141	4	4	0	42	42	0	95	95	0	141	0
Jiribam	50	0	0	0	2	2	0	48	48	0	50	0
Thoubal	61	11	11	0	21	21	0	29	29	0	61	0
Kakching	26	6	6	0	10	10	0	10	10	0	26	0
Bishnupur	48	6	6	0	20	20	0	22	22	0	48	0
Ccpur	507	3	3	0	14	14	0	490	134	356	151	356
Pherzawl	89	0	0	0	2	2	0	87	27	60	29	60
Senapati	136	11	11	0	42	42	0	83	83	0	136	0
Kangpokpi	533	0	0	0	6	6	0	527	456	71	462	71
Tamenglong	117	0	0	0	3	3	0	114	114	0	117	0
Noney	57	0	0	0	4	4	0	53	53	0	57	0
Ukhrul	95	1	1	0	12	12	0	82	57	25	70	25
Kamjong	118	0	0	0	1	1	0	117	37	80	38	80
Chandel	267	0	0	0	1	1	0	266	152	114	153	114
Tengnoupal	163	0	0	0	1	1	0	162	151	11	152	11
Total	2515	46	46	0	217	217	0	2252	1535	717	1798	717

DCC/DLRC Meetings of Manipur held during the FY(2019-20)

Sl. No.	District	Lead	Date of DCC Meeting				Dates of DLRC Meeting			
		Bank	1 st Qtr.	2 nd Qtr.	3 rd Qtr.	4 th Qtr.	1 st Qtr.	2 nd Qtr.	3 rd Qtr.	4 th Qtr.
1	Thoubal	S	31/08/2019	11/12/2019	Schedule on 07/03/2020		31/08/2019	11/12/2019	Schedule on 07/03/2020	
2	Kakching		20/09/2019	22/11/2019	Schedule on 05/03/2020		20/09/2019	22/11/2019	Schedule on 05/03/2020	
3	Chandel		23/09/2019	04/12/2019	Schedule on 04/03/2020		23/09/2019	04/12/2019	Schedule on 04/03/2020	
4	Churachandpur	B	13/09/2019	09/12/2019	03/02/2020		13/09/2019	09/12/2019	03/02/2020	
5	Pherzwal		30/08/2019	30/11/2019	03/02/2020		30/08/2019	30/11/2019	03/02/2020	
6	Senapati	I	21/09/2019	11/12/2019	Schedule on 13/03/2020		21/09/2019	11/12/2019	Schedule on 13/03/2020	
7	Kangpokpi		23/09/2019	09/12/2019	Schedule on 09/03/2020		23/09/2019	09/12/2019	Schedule on 09/03/2020	
8	Imphal-West		04/10/2019	29/11/2019	Schedule on 16/03/2020		04/10/2019	29/11/2019	Schedule on 16/03/2020	
9	Imphal- East	U	09/10/2019	10/12/2019	Schedule on 07/03/2020		09/10/2019	10/12/2019	Schedule on 07/03/2020	
10	Jiribam		10/09/2019	09/12/2019	24/02/2020		10/09/2019	09/12/2019	24/02/2020	
11	Bishnupur	B	12/11/2019	12/11/2019	Schedule on 19/03/2020		12/11/2019	12/11/2019	Schedule on 19/03/2020	
12	Tengnoupal		26/11/2019	26/11/2019	Schedule on 14/03/2020		26/11/2019	26/11/2019	Schedule on 14/03/2020	
13	Tamenglong	I	18/09/2019	2/12/2019	Schedule on 13/03/2020		18/09/2019	2/12/2019	Schedule on 13/03/2020	
14	Noney		05/11/2019	05/11/2019	Schedule on 17/03/2020		05/11/2019	05/11/2019	Schedule on 17/03/2020	
15	Ukhrul		27/11/2019	27/11/2019	Schedule on 12/03/2020		27/11/2019	27/11/2019	Schedule on 12/03/2020	
16	Kamjong		18/11/2019	18/11/2019	Schedule on 07/03/2020		18/11/2019	18/11/2019	Schedule on 07/03/2020	

Annual Credit Plan Target for 2019-20

(Rs in Lakhs)

District	Agriculture				MSME				Education	Housing
	Farm Credit	Aggl. Infra	Anci. Acti	Total	Micro	Small	Medium	Total		
ALB	408.50	162.40	34.25	605.15	366.05	146.25	200.00	712.30	65.45	420.85
BOB	1138.50	281.45	90.00	1509.95	1051.30	583.50	400.00	2034.80	198.95	1070.65
BOI	494.25	307.50	68.00	869.75	424.25	208.25	0.00	632.50	61.20	366.40
BOM	250.00	2.00	5.00	257.00	60.00	50.00	0.00	110.00	8.00	40.00
CAN	415.00	172.00	40.00	627.00	357.00	203.00	0.00	560.00	40.00	350.00
CBI	1280.90	219.50	50.00	1550.40	599.05	269.25	200.00	1068.30	82.45	429.90
IND	50.00	2.00	5.00	57.00	20.00	50.00	0.00	70.00	7.00	9.00
IOB	374.25	444.75	114.00	933.00	371.75	185.25	0.00	557.00	61.60	189.80
PNB	754.00	61.00	31.00	846.00	427.00	201.00	0.00	628.00	62.00	244.00
PSB	1060.00	29.00	41.00	1130.00	620.00	285.00	0.00	905.00	68.00	445.00
SBI	11713.85	9748.00	1344.25	22806.10	11470.60	5117.25	835.00	17422.85	1576.10	11080.60
SYN	250.00	2.00	5.00	257.00	70.00	50.00	0.00	120.00	10.00	48.00
UBI	7772.20	3228.40	784.25	11784.85	4377.60	2294.75	650.00	7322.35	570.25	3738.40
UCO	3968.25	455.25	118.00	4541.50	1102.00	404.25	220.00	1726.25	133.60	982.80
UNI	250.00	2.00	5.00	257.00	70.00	50.00	0.00	120.00	8.00	41.00
PUBLIC TOTAL	30179.70	15117.25	2734.75	48031.70	21386.60	10097.75	2505.00	33989.35	2952.60	19456.40
AXIS	2110.25	1481.50	266.00	3857.75	1457.25	838.25	200.00	2495.50	249.20	1123.40
BAND	200.00	52.00	47.00	299.00	320.00	2050.00	0.00	2370.00	15.00	60.00
HDFC	1464.75	1412.35	184.00	3061.10	1011.05	546.50	200.00	1757.55	143.20	444.50
ICICI	1230.00	1134.00	127.00	2491.00	524.00	216.00	200.00	940.00	78.00	272.00
IDBI	262.00	14.00	11.00	287.00	254.00	106.00	0.00	360.00	32.00	170.00
INDUS	100.00	2.00	5.00	107.00	70.00	50.00	0.00	120.00	9.00	46.00
NESFB	100.00	7.00	10.00	117.00	120.00	120.00	0.00	240.00	12.00	19.00
YES	100.00	2.00	6.00	108.00	110.00	50.00	0.00	160.00	17.00	82.00
Private Total	5567.00	4104.85	656.00	10327.85	3866.30	3976.75	600.00	8443.05	555.40	2216.90
MRB	3590.00	735.00	281.00	4606.00	1387.00	693.00	200.00	2280.00	184.00	570.00
RRB_TOL	3590.00	735.00	281.00	4606.00	1387.00	693.00	200.00	2280.00	184.00	570.00
IUCB	1118.00	31.00	51.00	1200.00	700.00	350.00	0.00	1050.00	108.00	412.00
MPCB	228.00	5.00	3.00	236.00	55.00	55.00	0.00	110.00	5.00	30.00
MSCB	1679.50	369.10	98.00	2146.60	761.25	436.25	0.00	1197.50	113.00	463.00
MWCB	100.00	2.00	5.00	107.00	40.00	50.00	0.00	90.00	7.00	27.00
CO-OP_TOL	3125.50	407.10	157.00	3689.60	1556.25	891.25	0.00	2447.50	233.00	932.00
GRAND_TOL	42462.20	20364.20	3828.75	66655.15	28196.15	15658.75	3305.00	47159.90	3925.00	23175.30

Cont....	Annual Credit Plan Target for 2019-20										(Rs in Lakhs)	
Bank	Renewable Energy Amt.	Social Infrastructure Amt.	Others Amt.	Priority Sec. Total Amt.	Non- Priority Amt.	Grand Total Amt.	SHG Credit Linkage				JLG	
							Deposit Link		Credit Link			
							No.	Amt.	No.	Amt.	No.	
ALB	9.50	16.40	130.75	1960.40	605.75	2566.15	25.00	0.60	18.00	11.60	16.00	
BOB	27.00	51.75	295.50	5188.60	1778.50	6967.10	65.00	2.55	65.00	29.70	50.00	
BOI	12.05	9.10	70.50	2021.50	505.00	2526.50	24.00	0.59	16.00	11.60	14.00	
BOM	2.00	2.00	10.00	429.00	70.00	499.00	5.00	0.25	5.00	2.50	5.00	
CAN	9.00	12.20	46.00	1644.20	652.00	2296.20	29.00	0.49	23.00	14.00	17.00	
CBI	14.15	28.25	150.25	3323.70	784.10	4107.80	60.00	1.15	44.00	24.60	36.00	
IND	2.00	2.00	10.00	157.00	11.00	168.00	5.00	0.25	5.00	2.50	5.00	
IOB	14.50	15.35	138.25	1909.50	592.75	2502.25	17.00	0.52	35.00	33.37	13.00	
PNB	8.00	8.00	43.00	1839.00	426.00	2265.00	18.00	0.38	14.00	9.50	12.00	
PSB	7.00	7.00	70.00	2632.00	507.00	3139.00	25.00	0.45	16.00	11.50	15.00	
SBI	290.25	416.90	3979.75	57572.55	26587.65	84160.20	268.00	7.08	249.00	156.15	213.00	
SYN	2.00	2.00	10.00	449.00	85.00	534.00	5.00	0.25	5.00	2.50	5.00	
UBI	153.25	139.50	759.00	24467.60	6887.50	31355.10	126.00	2.76	103.00	51.35	76.00	
UCO	22.05	69.25	210.00	7685.45	1725.50	9410.95	86.00	1.81	88.00	61.60	51.00	
UNI	2.00	2.00	10.00	440.00	72.00	512.00	5.00	0.25	5.00	2.50	5.00	
Public Total	574.75	781.70	5933.00	111719.50	41289.75	153009.25	763.00	19.38	691.00	424.97	533.00	
AXIS	38.05	39.70	213.50	8017.10	2657.00	10674.10	63.00	1.58	51.00	24.10	36.00	
BAND	5.00	3.00	50.00	2802.00	99.00	2901.00	10.00	0.30	7.00	3.50	6.00	
HDFC	50.15	28.25	178.00	5662.75	1659.00	7321.75	41.00	0.96	33.00	19.60	27.00	
ICICI	13.00	22.00	62.00	3878.00	627.00	4505.00	45.00	1.25	39.00	22.50	34.00	
IDBI	4.00	4.00	19.00	876.00	273.00	1149.00	11.00	0.31	12.00	6.00	9.00	
INDUS	2.00	2.00	10.00	296.00	80.00	376.00	10.00	0.50	10.00	5.00	10.00	
NESFB	4.00	3.00	30.00	425.00	15.00	440.00	17.00	0.57	15.00	10.00	13.00	
YES	2.00	2.00	10.00	381.00	144.00	525.00	5.00	0.25	5.00	2.50	5.00	
Private Total	118.20	103.95	572.50	22337.85	5554.00	27891.85	202.00	5.72	172.00	93.20	140.00	
MRB	72.00	46.00	178.00	7936.00	1741.00	9677.00	155.00	3.15	136.00	97.05	102.00	
RRB Total	72.00	46.00	178.00	7936.00	1741.00	9677.00	155.00	3.15	136.00	97.05	102.00	
IUCB	12.00	13.00	79.00	2874.00	834.00	3708.00	45.00	1.46	38.00	24.50	28.00	
MPCB	1.00	2.00	5.00	389.00	77.00	466.00	7.00	0.07	5.00	2.50	5.00	
MSCB	27.50	26.00	166.50	4140.10	1179.75	5319.85	59.00	0.94	44.00	24.60	40.00	
MWCB	2.00	2.00	10.00	245.00	48.00	293.00	5.00	0.25	5.00	2.50	5.00	
Co-Op Total	42.50	43.00	260.50	7648.10	2138.75	9786.85	116.00	2.72	92.00	54.10	78.00	
Grand Total	807.45	974.65	6944.00	149641.45	50723.50	200364.95	1236.00	30.97	1091.00	669.32	853.00	

Bank-wise PMEGP Target for the FY 2019-20

(Rs in lakhs)

SL. NO	NAME OF BANK	NO. OF BRANCHES	KVIC		KVIB		DIC		Target	
			NO.	MARGIN	NO.	MARGIN	NO.	MARGIN	NO.	MARGIN
1	Allahabad Bank	4	12	14.36	21	25.13	27	32.31	60	71.79
2	Axis Bank	10	30	35.9	52	62.22	67	80.17	149	178.28
3	Bandhan Bank	2	6	7.18	10	11.97	14	16.75	30	35.9
4	Bank of Baroda	15	45	53.85	78	93.33	100	119.65	223	266.82
5	Bank of India	4	12	14.36	21	25.13	27	32.31	60	71.79
6	Bank of Maharashtra	1	3	3.59	5	5.98	6	7.18	14	16.75
7	Canara Bank	5	15	17.95	26	31.11	33	39.48	74	88.54
8	Central Bank of India	8	24	28.72	42	50.25	53	63.41	119	142.38
9	HDFC	7	21	25.13	36	43.07	47	56.24	104	124.44
10	ICICI Bank	9	27	32.31	47	56.24	60	71.79	134	160.33
11	IDBI	2	6	7.18	10	11.97	13	15.55	29	34.7
12	Indian Bank	1	3	3.59	5	5.98	6	7.18	14	16.75
13	Indian Overseas Bank	3	9	10.77	16	19.14	20	23.93	45	53.84
14	IndusInd	2	6	7.18	10	11.97	12	14.36	28	33.5
15	NESFB	2	6	7.18	10	11.97	14	16.75	30	35.9
16	Punjab & Sind Bank	4	12	14.36	21	25.13	27	32.31	60	71.79
17	Punjab National Bank	4	12	14.36	21	25.13	27	32.31	60	71.79
18	State Bank of India	45	133	159.45	233	278.87	301	360.28	667	798.61
19	Syndicate Bank	1	3	3.59	5	5.98	6	7.18	14	16.75
20	UCO	13	39	46.66	67	80.17	87	104.1	193	230.92
21	Union	1	3	3.59	5	5.98	6	7.18	14	16.75
22	United Bank of India	18	52	62.22	93	111.27	120	143.58	265	317.07
23	Yes	1	3	3.59	5	5.98	6	7.18	14	16.75
TOTAL		162	482	577.07	839	1003.97	1079	1291.18	2400	2872.14

**DISTRICWISE/ BANK-WISE SUMMARY OF NULM TARGET ALLOCATION FOR
2019-20**

	NAME OF BANK	NO. OF BRANCHES	Target for Individual Enterprises	Target for Group Enterprise	Target for SHG Bank Linkage Programme	Total Beneficiaries
1	Allahabad Bank	3	18	0	9	108
2	Axis Bank	6	24	0	18	204
3	Bandhan Bank	2	12	0	6	72
4	Bank of Baroda	8	37	0	24	277
5	Bank of India	2	12	0	6	72
6	Bank of Maharashtra	1	6	0	3	36
7	Canara Bank	3	13	0	10	113
8	Central Bank of India	6	15	0	22	235
9	HDFC	5	39	0	16	199
10	ICICI Bank	6	20	0	13	150
11	IDBI	1	6	0	3	36
12	Indian Bank	1	6	0	3	36
13	IndusInd	2	12	0	6	72
14	Indian Overseas Bank	2	12	0	8	92
15	Punjab National Bank	2	9	0	11	119
16	Punjab & Sind Bank	3	12	0	9	102
17	State Bank of India	21	221	0	98	1201
18	United Bank of India	10	49	0	36	409
19	UCO Bank	8	28	0	14	168
20	Syndicate Bank	1	6	0	3	36
21	Union Bank of India	1	6	0	3	36
22	Yes Bank	1	6	0	3	36
23	MRB	16	165	0	69	855
24	IUCB	8	16	0	16	176
25	MSCB	7	50	0	21	260
	TOTAL	126	800	0	430	5100

**MINUTES OF THE 59th SLBC MEETING FOR THE QUARTER ENDED JUNE,
2019 FOR MANIPUR HELD ON 24th SEPTEMBER, 2019 AT THE CONFERENCE
HALL, MANIPUR SECRETARIAT, IMPHAL**

The SLBC meeting for the quarter ended June, 2019 was held on 24th September, 2019 at the Conference Hall, Manipur Secretariat, Imphal. The meeting was chaired by Dr. Suhel Akhtar (IAS), Additional Chief Secretary, Govt. of Manipur and attended by M.H. Khan (IAS), Additional Chief Secretary, Shri Rakesh Ranjan (IAS), Principal Secretary, Finance, Shri. L Kailun, ADGP (L/O & AP), Shri Sumant Singh (IAS), Commissioner/ Planning, Smt. Anna Arambam, Director/ Institutional Finance (DIF), Shri Digmanu Gupta, GM, Network II, SBI, North East Circle, Guwahati, Shri Sushanta Sahoo, DGM SLBC, SBI, Guwahati, Ms. Mary Tangpua, GM, RBI, Dr. KJ Satyasai, GM, NABARD, senior officials of the State Government, DCs/ADCs of the districts and senior officials from different Banks.

Shri. Lalkholun Hangshing, Regional Manager, SBI, Imphal, on behalf of SLBC Convener Bank, opened the meeting by welcoming all the dignitaries, members and participants present in the conference hall.

I. Adoption of the Minutes of the last SLBC meeting:

The SLBC Convener informed the House that minutes of last SLBC meeting held on 08.07.2019 was approved by the Chairman and accordingly, circulated to all members. However, ALLAHABAD BANK has requested for amendment in point number II.9 and the Chairman approved the same. With no further objections to the revised minutes from any of the members, the House adopted the same.

II. Declaration of Drought in Manipur and initiating necessary relief measures:

The SLBC Convener informed the House that the State Government, vide order dated August 31, 2019, has declared drought in the State of Manipur, with moderate to severe intensity. All districts, except Pherzawl has been declared to be drought affected. The SLBC adopted the same.

The GM, RBI stated that initiation of relief measures, including rescheduling of loans, can be undertaken provided that the assessed crop loss is at least 33%. She advised SLBC Convener Bank to upload the drought notification on the dedicated portal provided by RBI (if not already done) and further proposed formation of a Sub-committee to monitor the functioning and implementation of the relief measures as per the relevant Master Direction of RBI.

In this connection, all Banks are to ensure submission of district wise data by their branches, relating to accounts affected by drought, to the respective LDMS for consolidation and onward submission to SLBC Nodal officer.

The AGM, NABARD apprised that on restructuring of loans, the short term loan will be converted into term loan, and applicable interest rate applied. Interest subvention of 2 percent per annum will be available for the first year on the restructured loan amount, and from the second year onwards, it will attract normal rate of interest.

The Chairman expressed concern over the increased interest rate as it could be more painful to the farmers. GM, SBI clarified that the loanee will be clearly explained about the pros and cons, and consent form will also be taken from them.

(Action Point: District Administrations and Banks)

III. Discussion on Action Taken Report (ATR) of the Dec'18 quarter SLBC Meeting and Discussion thereon:

1. Clarification on Manipur Public Demand Recovery Act, 2003 - The SLBC Convenor apprised the house that as per instruction from LHO, Guwahati, a meeting was conducted on 20th, September, 2019 with Banks and their empanelled lawyers. Accordingly, empanelled advocates have been advised to submit their opinion within 12 days from the date of the meeting on the following:

- (i) Manner of calculation of interest (U/S/16)
- (ii) The Register, Books and Accounts to be kept by the certificate officer, inspection of such records, fees and recovery of expenditure (S/16a), and
- (iii) Recovery of poundage fees etc.

(Action point: SLBC and Banks)

2. Progress in respect of RSETI Kakching:

The AGM UBI apprised that the proposed RSETI site required some repair works, a toilet and Hostel facility for female candidates. The DC, Kakching informed that temporary accommodations are available in ITI building, and required arrangements can be made. For hostel facility, she added that the bank can start with male candidates till infrastructure is complete. The GM, RBI, suggested that as RSETI, Churachandpur has been functioning without any hostel facility; UBI may also commence operation of the RSETI at Kakching along similar lines.

Replying to the query from the Chairman regarding commencement of training at RSETI Kakching, the AGM, UBI informed that the matter is with their higher authority and is expected to start functioning by next quarter.

(Action point: UBI)

3. Punjab & Sind Bank to provide in-principal approval for opening branch at Kasom Khullen:

The Zonal Manager, PSB apprised the House that the bank has been allotted Kasom Khullen, T Waichong, Khekman and Arong Nongmaikhong for opening branches, and approval has been received only for Khekman and T Waichong. The process of opening a branch in Khekman is 95% complete and is expected to come up next month. For T Waichong, a joint visit had been conducted with Director/Institutional Finance, SDO and other Govt. Departments. It was found that there was no further development and even the condition of the building has further deteriorated. Basic amenities like water, electricity and connectivity were also not available.

The GM, RBI stated that banks should have informed their inability to comply with their commitments in the initial stage of allotment and cannot decline the proposal now as six years have passed since the initial allotment. She further enquired whether the bank would be able to open the branch at T Waichong if water, electricity and building were provided by the Govt. The Zonal Manager, PSB, replied that if basic amenities are provided, the bank is willing to open a branch at T Waichong.

The Principal Secretary Finance clarified that as stated in the last Sub-Committee meeting, arrangement for provision of water and electricity at composite sites had been made. For T Waichong, as ground floor is ready and staff quarter is also available nearby, the bank should not have any issue in opening the branch even if the first floor for accommodation is not ready. It was also pointed out that the building was completed a few years back, but due to non occupancy by the bank, it has deteriorated. He further added that banks should first obtain approval for opening branch or at least before completion of the building.

Regarding connectivity issues, DC Kangpokpi, informed that a Jio tower is available, and bank can also explore installation of a V-SAT.

(Action point: PSB)

4. Head Office of Allahabad Bank to approve opening of branch at Purul:

The Chief Manager, Allahabad Bank informed that in-principal approval for opening the branch is yet to be received from their Controlling Office, but it is expected in two/ three weeks time.

(Action point: Allahabad Bank)

5. Finance Dept. and UBI to chalk out plan for opening Bank branch at Tousem:

The AGM, UBI apprised that as stated in earlier meetings, the Govt. Departments are requested to ensure proper infrastructure. Further, it is found that other Govt. offices are functioning from District HQ. The SDO Tousem is not stationed at Tousem.

On the query of functioning of SDO Tousem by Principal Secretary Finance, the ADC Tamenglong informed that the SDO building is incomplete so it is functioning from District HQ at the moment. The District Administration was advised to take necessary steps so that SDO/Tousem can start functioning from the Sub-Divisional headquarters.

(Action point: District Administration & UBI)

6. Axis Bank to give in-principal approval for opening branch at Sangaikot:

The DC, Churachandpur informed the House that in the last DCC meeting, Axis Bank had informed that it is ready to open the branch. Basic amenities like water and electricity is yet to be provided. Replying to the query of the Chairman, he further informed that water supply and electricity works will be completed in few days. As Axis bank representative was absent in the SLBC meeting, the progress report in this regard, could not be ascertained.

(Action point: District Administration & Axis Bank)

7. RBI to take up the matter with the Head Office of Canara Bank for non-approval of opening of branch at Andro:

Canara Bank informed in the Sub-Committee meeting held on 13.09.2019 that response from their higher authority is awaited.

(Action point: Canara Bank)

8. Chingai & Lunchung Maiphei TD Blocks Bank Branch:

(i) Lungchong Maiphei TD :

The DRM, Jorhat Region, Bank of Baroda, apprised that the bank could not obtain the security clearance for opening a bank branch at Lungchong Maiphei due to the following reasons:

- (a) The latest security inspection of the allotted site does not conform to the security guidelines of the Bank.
- (b) The proposed premises is located inside the complex of Sub Divisional Head Quarter; however, the offices in the complex are non-functional. The campus area is secluded and the building allotted for the bank is a standalone building without any security arrangements in place.
- (c) The area is militant infested. The nearest police station at Somdal village is 10-12 km away from the site. There is no other security establishment such as Army/ Paramilitary/ CRPF in the vicinity of the site.

In view of the above, the possibilities of dacoity, extortion & kidnapping of Bank employees cannot be overlooked. Further the site is devoid of necessary amenities like electricity, water supply and leased line connectivity. Other offices in the complex are also non-functional.

On query of the Chairman on security at Lungchong Maiphei, the DC Ukhul informed that as the SDO is stationed in the area, there should not be any issue.

The DC, Ukhul was requested to conduct a joint inspection with the bank and other concerned departments and furnish a status report in this regard.

(Action point: District Administration & BOB)

(ii) Chingai TD block in Ukhul & Willong TD in Senapati

The DRM, Jorhat Region, Bank of Baroda, apprised that the Board of Directors of erstwhile Vijaya Bank had given approval for opening branches at Chingai in Ukhul district and Willong in Senapati district and necessary manpower had been arranged back in 2017 for opening the Branch by 31-08-2017. However, during joint inspection along with MDS, district officials and bank staff, it was observed that electricity, water, lease line and other minimum infrastructure were yet to be completed. Till date the necessary infrastructure has not been provided and the block has a strong hold of NSCN. Therefore, it is not feasible for opening a brick and mortar branch in view of the lack of security, transportation and minimum amenities.

The GM, RBI advised that since the Government is ready to provide space in BDO office for opening the bank branch at Chingai TD block, BOB should re-examine the matter. Bank of Baroda informed that the matter will be taken up with their higher authority.

(Action point: BOB)

9. Phungyar TD Block Bank Branch:

The Chief Manager CBI, apprised that their Head Office at Guwahati has written to Zonal Office at Kolkata for necessary approval and it is expected soon.

(Action point: CBI)

10. Khoupum TD Block Bank Branch:

The representative of UCO bank apprised that their higher authority has accorded approval for opening the branch in June 2019, but it could not materialize due to non completion of the building. DC Noney apprised that the roof of the proposed building had been blown off in cyclone Fani, and the repair work is expected to be completed soon.

(Action point: DC, Noney and UCO)

11. Henglep TD Block Bank Branch

The representative of ICICI bank apprised that SLBC had allotted for opening of branch in two blocks namely, Khenjoy in Chandel and Henglep in Churachandpur. A branch had been functioning in Khenjoy with great difficulty. Apart from issues in network and transportation, man power is another problem, as 3 senior managers had resigned because of the difficulties in the area. Anticipating similar kind of problems in Henglep, the bank has requested the District Administration to consider shifting of the proposed site to a more accessible location.

The DC Churachandpur apprised that SDO Henglep has identified Thingkeu Village near S Kholian Bazar which is located at the Churachandpur-Thanolon-Henglep tri-junction on Tipaimukh road. Thingkeu Village is more accessible, has internet connectivity and has an army TOB stationed there.

The Chairman opined that if ICICI does not have any objection it can be adopted. The representative of ICICI bank informed that they have no objection.

(Action point: DC, Churachandpur and ICICI)

12. Thongkhong Laxmi NP Bank Branch:

The AGM, United Bank of India apprised that they had completed the survey and recommendation was sent to their Regional Office and response is awaited.

(Action point: UBI)

13. Lamshang Nagar Panchayat:

The Chief Manager, Allahabad Bank informed that they had indentified a BC and the proposal for opening the BC outlet has been send to their Head Office for approval.

(Action point: Allahabad Bank)

14. Opening of a Nationalized Bank Branch and ATM at Thanga:

The Chief Manager CBI, apprised that in that last meeting only, it came to his knowledge that Thanga has been allotted to CBI under village above 5000 population. He further added that he will visit Thanga shortly and apprise the matter to their higher authority.

(Action point: CBI)

IV. Review of Deposit, Advance and CDR

The SLBC Convener apprised the House that in the State, the Deposit level is Rs. 9284.24 Crs and Advances Rs.5841.66 Crs as on June 2019. The CD ratio stands at 63% which is a 4% increase from June 2018-19. He further added that NESBF with 906%, Bandhan 233%, Dena 136% and HDFC 129% have the highest CD ratio, whereas IndusInd with 0%, Yes Bank with 11%, MSCB with 24%, and Union Bank with 35% are at the bottom.

On query by the Chairman regarding IndusInd Bank's "Nil" figures, the AGM UBI clarified that in an earlier meeting, it was mentioned that their figures were not segregated State-wise. Yes Bank representative informed that this financial year they have got approval for lending in Govt Schemes and they have recently started giving loans.

V. Review of Credit Disbursement

1) ACP performance during the year

The SLBC Convener apprised the House that achievement under ACP stands at 6% for Agri, 21% for MSME and 10% for other priority sectors. The Principal Secretary, Finance stated that the performance under Agriculture sector is always poor, while MSME is doing comparatively well.

The GM SBI, opined that banks can finance under NRLM to improve the agriculture portfolio, as their level of NPA is comparatively low. He further requested the RD&PR Dept to provide applications under NRLM to the bank branches.

The Commissioner, Planning, Govt of Manipur informed that under the Start-up Scheme, 4000 online applications have been received. On completing three stages of screening, 40 promising businesses were selected. He requested banks to come forward to help these start ups build their business enterprises. Last financial year, Bank of Baroda had taken up 29 such projects. The GM, SBI remarked that this could be a prospective opportunity under MSME and appealed to all the banks to participate.

The Chairman enquired about the “Nil” figures of BOB, IND, SYN, INDUS, NESFB and YES Bank. SLBC convener replied that data was not uploaded in the SLBC portal by the concerned banks. The Chairman advised that banks should upload their data in the portal, for meaningful deliberations in SLBC meetings.

The SBI DGM informed the House that SLBC is facing data integrity problem in all the States in Northeast. He appealed to all the banks to put accurate data in the portal.

(Action: All Banks)

2. Status report of giving loans to fish farmers: The SLBC Convener apprised the House that the data presented was of 23rd September 2019. Banks have received 1163 applications, out of which 435 loans have been sanctioned amounting Rs. 9.82 Crs. The Chairman opined that considering the target of 2871, applications received by the banks are only 1163, which is below 50%. The Fishery Dept. should look into the matter. Replying to the query of their performances, CBI apprised that earlier forms were incomplete and after rectification 24 applications are under process; HDFC apprised that 10 are under process and remaining 58 applications have been rejected; SBI apprised that 258 applications have Project Report issues regarding scale of finance, KYC Issues, inability to provide third party guarantee for 1.5 lakh etc.

The Chairman asked all the banks to dispose off the applications which have been received at the earliest.

(Action point: All Concerned banks)

3. Prime Minister Mudra Yojana (PMMY)

The SLBC Convener apprised the House that in the June Quarter, 3028 loans have been sanctioned amounting to Rs.37.77 Crs under PMMY. However, banks like PNB, Axis, Bandhan, IndusInd, NESFB, Yes, IUCB, MPCB and MSCB have reported “Nil” figure in the portal.

VI. Opening of Bank branches at unbanked Blocks, Unbanked Urban local bodies, and CBS- enabled banking outlets at the Unbanked Rural Centres

a) Opening of bank branches in unbanked blocks: The SLBC convener informed the house that out of the 27 unbanked blocks identified, new bank branches have been opened in 12 blocks as on 30th June, 2019 and 15 blocks are yet to have a bank branch.

1. Paomata TD

The MD, MSCB apprised the House that, as stated earlier in the Sub-Committee meeting held on 13.09.2019, the building has not been handed over to the district administration by the contractor, so further progress could not be achieved.

(Action Point: DC, Senapati & MSCB)

2. Vangai Range TD

The Representative of the HDFC bank apprised that they had visited the site and found the building was incomplete, and electricity and water supply was not available. A report had been submitted to the DC. On query by the GM, RBI

regarding status of approval from their higher authorities, he replied that approval has not been received and the same will be submitted on completion of the infrastructure by the state government.

(Action Point: HDFC)

3. Tipaimukh TD

The SLBC Convenor apprised that in the sub-committee meeting held on 13.09.2019, the representative of Axis Bank apprised that their Circle Office decided not to go ahead, due to poor connectivity.

(Action Point: Axis Bank)

The GM, SBI apprised the House that in places where infrastructure issues are being faced by Banks, banking facilities can also be provided through IPPB outlets and CSPs.

b) Opening of Bank Branches at Unbanked Urban Local Bodies

1. Kakching Khunou

The SLBC Convenor apprised that in the Sub-Committee held on 13.09.2019, Syndicate Bank informed that they have written to their regional office and are awaiting for their response.

(Action Point: Syndicate)

2. Shikhong Sekmai

The Chairman remarked that IndusInd Bank has again failed to send their representative to provide their status report.

The Chairman viewed the repeated absence very seriously.

(Action Point: IndusInd Bank)

3. Lilong (IW) NP

The representative of IDBI apprised the House that the Central Government has infused 9000 Crore to the bank and it is expected to come out of PCA by next quarter. Thereafter, they can start the process.

(Action Point: IDBI)

4. Oinam NP

The SLBC Convenor apprised that in the Sub-Committee held on 13.09.2019, Bank of India informed that their Regional Office has received permission for opening 5 branches in the Northeast Region, but allocation is yet to be finalised.

(Action Point: BOI)

c) Unbanked Rural Centers.

The SLBC Convenor apprised that as per the meeting conducted by RBI with all the LDMs in the State, it is found that there are 4 villages with population above 5000, 11 villages with population between 2000 and 5000, and 775 villages with population above 2000, which are unbanked. Out of 2515 villages, 1725 village are banked and 790 villages are still unbanked. The populations of these villages are as per 2011 Census.

The GM, RBI enquired about the status of the 4 unbanked villages with population above 5000, in Senapati allocated to SBI. The GM, SBI informed the process is almost complete and BCs will be assigned shortly.

The Principal Secretary Finance apprised the House that, due to non opening of bank accounts, the populace of these unbanked areas is deprived of all benefits under State Govt and Central Govt Schemes as these are to be availed through DBT.

VII. Doubling Farmers' Income by 2022:

The Director, Agriculture informed that a strategy was published in 2017 wherein convergence of different Departments (Agriculture, Horticulture, Veterinary etc) and skill development training were emphasized. As no response was received from other departments for convergence, Agriculture Department has decided to commence this programme with focus on integrated farming.

The process of identification of beneficiaries is going on, and the Dept is on the lookout for good and sincere farmers who will repay their loans.

(Action point: Director Agriculture)

VIII. Implementation of Pradhan Mantri Fasal Bima Yojana

The Director, Agriculture informed that Kharif notification has been issued, and enrolment process is going on. The Rabi proposal has been forwarded to the administrative department for issuing of notification. The Scheme will cover the damages caused by drought.

(Action point: Director Agriculture)

IX. Inclusion of Financial Education in School Curriculum:

The GM, RBI stated that financial education is in the process of being adopted by CBSE and has already been incorporated in the State school curriculum of Tripura, among others. She requested the State Govt. to include financial education as a part of school curriculum by 2020. RBI also has been continuously conducting financial literacy camps across the state to spread awareness and educate the common public.

The Commissioner/Education apprised that the State Govt. has declared all working Saturdays as "No School Bag Day" for students from class I to VIII, so it could be an opportunity to conduct financial awareness camps in the schools. For class IX and X there is a chapter in Economics and for XI and XII, it is available as optional papers like Accountancy, Economics etc.

The Chairman advised Education department to work in consultation with RBI for inclusion of Financial Education in the State Board school curriculum.

(Action point: Education (S) Dept.)

X. Adoption of Uniform Banking Hours by DFS/IBA

The SLBC Nodal Officer of Manipur informed the House that in the meeting of the IBA Sub- Committee on Banking for Customer Convenience, it was decided that the following three types of Customer Banking Hours would be adopted by the Public Sector Banks on Pan India basis.

The matter was discussed with all LDMS in Manipur, and the time slot of Timing Set 2 has been considered as most suitable for the State. The house unanimously adopted the Customer Banking Hours time of 10 A.M to 4 P.M and Banks will adopt the same from 1st October 2019 onwards.

(Action Point: All Banks)

XI. Adoption of NULM target 2019-20, & Status report by MAHUD

The SLBC Convener apprised the House that MAHUD had submitted the NULM target for FY2019-20, and has been allotted to bank branches as per Municipal and Nagar Panchayat areas. The house unanimously adopted the same.

XII. Adoption of MSRLM Target

The SLBC Convener apprised the House that MSRLM had submitted the Annual SHG Bank Credit Linkage target for FY2019-20 under MSRLM. The house unanimously adopted the same.

XIII. Performance by HUDCO on PMAY

The Regional Manager, HUDCO gave a presentation on PMAY. He highlighted the features of the schemes and benefits to the customers as well as banks under PMAY.

XIV. Miscellaneous:

- (i) SLBC convener informed the house that as per the direction of RBI, Kakching District in Manipur has been identified as the target district to be made 100% digitally enabled. Accordingly, a Sub-committee on Digitisation has to be formed to draw a roadmap to implement 100% digitization in the designated district within a time frame of one year.

(Action Point: All Banks, Govt. Departments)

- (ii) **Reallocation of bank for opening branch at Kwakta Municipal Council, Bishnupur District:** The GM, SBI, apprised the House that since Kwakta is just 7-8 Km away from Moirang, opening a Brick and Mortar branch will not be necessary as a CSP can cater to their banking needs. Moirang has SBI, UBI, and MPCB branches operating in the area. The House unanimously consented to the proposal.

The meeting was concluded with a vote of thanks by Shri Susanta Kumar Sahoo, DGM, SLBC, SBI, Northeast Circle.

ANNEXURE

Participants of the 59TH SLBC meeting for the quarter ended June' 19 held on 24.09.2019 at the Conference Hall of Manipur Secretariat, South Block, Imphal

A. STATE AND CENTRAL GOVT. OFFICIAL.

SI No.	Name	Designation/Office/ Department
1	Dr. Suhel Akhtar, IAS	Add Chief Secretary, GoM
2	Shri. M.H. Khan, IAS	Add Chief Secretary, Fisheries
3	Shri. Rakesh Ranjan, IAS	Principal Secretary, Finance
4	Shri. M. Joy Singh, IAS	Commissioner, Agriculture
5	Shri .Suman Singh, IAS	Commissioner, Planning
6	Shri .T. Ranjit Singh, IAS	Commissioner, Education -S
7	Shri.L. Kailun, IPS	ADGP (L/O & AP)
8	Smt. Anna Arambam	Director, Finance (DIF)
9	Shri. H Gyan Prakash, IAS	Commissioner Co-operative
10	Shri. Pawan Yadav, IAS	DC Churachandpur
11	Shri. N. Praveen Singh, IAS	DC Imphal WEst
12	Shri. Valentina Arambam, IAS	DC Kakching
13	Shri. Lalithanbigai K, IAS	DC Kangpokpi
14	Shri. Joseph Pauline Kamson, IAS	DC Ukhrul
15	Shri. K Radhashyam Singh, IAS	Spl Secy (Home)
16	Shri. Suresh C. Arya	SRO Dept. Of Finance Services
17	Shri. C.S Khongsai	MSRLM, SMM (FI)
18	Smt. Jiteshori Keisham	Dy. D(ICDS) Dept. Of Social welfare
19	Shri. Yumnam Robita	SMD/MSRLM
20	Shri. M Sanjeev Singh	SDE (LL), BSNL
21	Shri. S Priyokumar Singh	AGM (EB), BSNL
22	Shri. N Sudip Singh	Jt Director, Treasuries
23	Shri. Konsam Binku	Jt Director Treasuries & Account
24	Shri. Konsam Vivek Meitei	Information Officer (IT)
25	Shri. Th. Chinglemba Singh	State Manager
26	Shri. L Kiran Kumar	ADC/ Kamjong
27	Shri. M. Manas Singh	Assistant Tawn planner, TPD
28	Shri. Bishorjit Thangjam	Assistant Manager, FI, CSC, SPV
29	Smt. L. Lindali Chanu	Fishery Inspector, Fishery Dept.
30	Shri.Laltapinu Vanchlong	Director, Agriculture
31	Shri. R K Dhirensana Singh	Assistant Director, Eco & Statistics
32	Shri. H Worshang, IAS	DC Noney Dist
33	Shri. H. Rupachandra Singh	DC Tengnoupal Dist
34	Shri. Robert Kshetrimayum	Coop. Societies, Registrar
35	Shri. Ginmuan Ngaihte	AC/DC, Churachandpur
36	Dr. Sanaton Siranao	Region Chief HUDCO
37	Shri. Akim Haokip	Project Manager, MAHUD
38	Shri. S. Ashokkumar Singh	CMM/MUDA
39	Shri. Rojit Irom	Assistant Commandent, PHQ
40	Smt. S Siranao	Dy Manager, HUDCO
41	Shri. L. Debendra Singh	SE (HQ) PWD for CE PWD

42	Shri. Kajaigai	ADC, Temenglong
43	Shri. L. Gojen Singh	Vet & A.H spl
44	Shri. Oinam Kartik Singh	GM, MSPDCL
45	Shri. Jotin Khumancha Oinam	Dy Manager (Planning) MSPDCL
46	Shri. Bidhan C. Das	Postal Supdt.
47	Shri. Shri Y. Bisheshwor	Branch Manager, IPPB
48	Smt. N. Bandana	DC, Thoubal Dist
49	Shri S. A Shah	ADC/Imphal East
50	Shri. L. Jogendra	Assistant Director, DIF
51	Shri. Wangkhem Dilip Singh	CSC SPV, State Head
52	Shri. Rojendrakumar N	CFO, Education (s)
53	Dr. A. Chinglenkhomba Meitei	ADC, Chandel
54	Shri. Peter Salam	Dy Secretary, Comm & Ind.
55	Shri A.S. Chais	ADC, Bishnupur Dist.
56	Shri. N John	Addl. S.P, CID (CB)
57	Shri. M Rajkumar Singh	DC, Jiribam Dist.
58	Smt. Kh. Sayakiran Devi	Jt Director, H& SC, Manipur

B. RESERVE BANK OF INDIA AND NABARD

SI No.	Name	Designation/Office/Department
1	Ms. Mary Tangpua	General Manager, RBI
2	Dr. K.J.S. Satyasai	General Manager, NABARD
3	Dr. R. Ravi Babu	DGM, NABARD
4	Shri. Mangta Shoute	AGM, RBI, Imphal

C. COMMERCIAL BANKs, RRBs, CO-OPERATIVE BANKs AND OTHER FINANCIAL PUBLIC SECTOR INSTITUTION'S OFFICIALS

SL. No.	Name	Designation/Office/Department
1	Shri. A. Subhash Singh	MD, MSCB, Manipur
2	Shri. N.C Das	Regional Manager , Punjab & Sing Bank
3	Shri. Nayanjyoti Das	Regional Head, ICICI, Bank
4	Shri. L. Angouba Singh	DGM, MSCB ltd.
5	Shri. Amitabh Pathak	DRM, Bank of Baroda
6	Shri. R.N Samanta	AGM, UBI
7	Shri. Samarendu Samat	Chairman, MRB
8	Shri. K.S.J. Gangte	Chief Manager, ICICI
9	Shri. Kh. Raju Singh	ECO, MPCB
10	Shri. Ashutosh Gupta	Chief Manager, Allahabad Bank
11	Shri. Uttam Mandal	Chief Manager, Bank of Baroda
12	Shri. L. Neihzial	Chief Manager, UCO Bank
13	Shri. Halayudh Kumar	Chief Manager, CBI
14	Shri. R.S Shimrayngayung	Manager, IOB
15	Shri. H. Bevekananda Singh	Sr. Branch Manager, BOI
16	Smt. Moirangthem Rishila	Branch Manager, BOM
17	Shri. Kh. Raghmani Singh	Sr. Manager, MRB
18	Shri. Y. Ibochou Singh	LDM, Bishnupur & Noney
19	Smt. Rinchuiphi Regui	LDM, Imphal East & Tengnoupal

20	Shri. Khailing Themson	LDM, Ukhrul & Kamjong
21	Shri. M. Premchandra Singh	LDM, Jiribam & Tamenglong
22	Shri. M. Ibotombi Singh	Sr. Manager, BOB
23	Shri. S T Kholi	Branch Manager, Syndicate Bank
24	Shri. M. Kenedi Singh	Sr. Manager, Panjab & Sind Bank
25	Shri. G. Ramkumar Sharama	Assistant Manager, SIDBI
26	Shri. Monojit Dey	Branch Manager, IDBI
27	Shri. Heirom Surat Meetei	Sr. Branch Manager, Union Bank
28	Smt. R. Ezekeil Poumei	Branch Manager, Indian Bank
29	Shri. L. Indrakumar Singh	IUCB
30	Shri. A. Gambhirjit Singh	IUCB
31	Shri. Birjit Laikongbam	Branch Manager, Yes Bank
32	Shri. Roshan Kamei	Branch Manager, NESFB
33	Shri. Gideon Maram	Sr. Manager, NESFB
34	Shri. Thokchom Dinakumar Singh	Branch Manager, HDFC
35	Smt. Ch. Lamleima Chanu	Assistant, MWCB,
36	Smt. M. Suta Devi	Assistant, MWCB

D. CONVENER BANK OFFICERS

SL. No.	Name	Designation/Office/Department
1	Shri. Digmanu Gupta	GM, NE CIRCLE, LHO, Guwahati
2	Shri. Susanta Sahoo	DGM, SLBC, LHO, Guwahati
3	Shri. Mihir Das	AGM, SLBC, LHO, Guwahati
4	Shri. Lalkholun Hangshing	SLBC, Convener
5	Shri. Girindra Sarma	AGM, SBI, Imphal Branch,
6	Shri. Y. Nirmol Singh	Chief Manager
7	Shri. L. Kipgen	Chief Manager
8	Shri. N. Nimai Singh	Chief Manager, LBO, CCpur, Pherzwal
9	Shri. Haojakhup KIPGEN	Chief Manager, LBO, Kangpokpi
10	Shri. H H Poumai	Chief Manager, SLBC Nodal Officer
11	Shri. L.S Peter Mao	Chief Manager, LBO, Senapati
12	Shri. Sothang Haokip	Chief Manager, LBO, Chandel & Kakching
13	Shri. Hubert S.Z Khubong	Chief Manager, LBO, Thoubal
14	Shri C.N. Aimol	Manager, RBO, Imphal
15	Shri. A.A. Khasi	Director, SBI-RSETI, CCpur
16	Shri Naorem Columbus Singh	Assistant, SBI, LBO, Imphal West