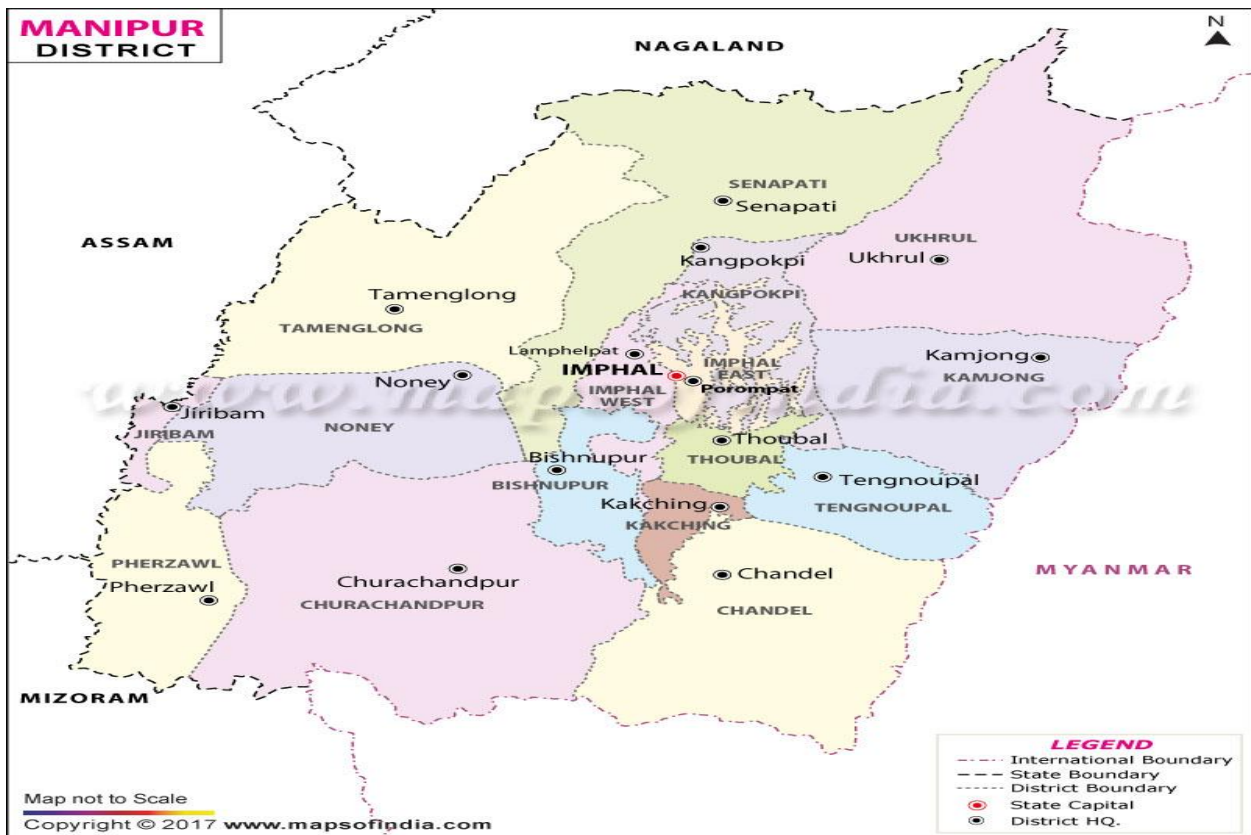


MANIPUR STATE PROFILE

The word Manipur is derived from two words, “Mani” meaning ‘Jewel’ and “Pur” meaning “City or Place”. Pandit Jawaharlal Nehru called Manipur the ‘Jewel of India’ while Lord Irwin described it as the Switzerland of India’. It is bounded by Nagaland to the north, Mizoram to the south, and Assam to the west, Myanmar (Sagaing Region and Chin State) lies to its east. The state covers an area of 22,327 square kilometres (8,621 sq miles) and as per Census 2011, it has a population of 28.56 Lakhs. The rural and urban population is 70.79% and 29.21%, respectively. Sex Ratio in Manipur is 985 i.e. for each 1000 male. Manipur has been at the crossroads of Asian economic and cultural exchange for more than 2,500 years. It has long connected the Indian subcontinent to Southeast Asia, China (or East Asia), Siberia, Micronesia and Polynesia, enabling migration of people, cultures, and religions.

Districts of Manipur



1. Bishnupur	5. Imphal West	9. Kangpokpi	13. Tamenglong
2. Chandel	6. Jiribam	10. Noney	14. Tengnoupal
3. Churachandpur	7. Kakching	11. Pherzawl	15. Thoubal
4. Imphal East	8. Kamjong	12. Senapati	16. Ukhrul

Manipur State

Selected Economic Indicators.

Sl. No.	Items	Ref. Year	Unit	Particulars
1.	Geographical Area	2011 Census	'000 Sq. Km.	22.327
2.	Population	2011 Census	Lakh No.	28.56
3.	Density	-do-	Persons per Sq. Km.	121
4.	Sex Ratio	-do-	Females per '000 Males	987
5.	Percentage of Urban Population to the total population	-do-	Percentage	43
6.	Average Annual Exponential Growth Rate	2001-2011	-do-	1.86%
7.	Population Below Poverty Line (As per Planning Commission estimates)	1999-2000	-do-	28.54%
8.	Literacy rate : (i) Persons (ii) Male (iii) Female	2011 Census	-do-	i) 79.85% ii) 85.48% iii) 77.15%
9.	Gross State Domestic Product (GSDP) at factor cost : (i) At current prices (ii) At constant (1993-94) prices	2004-05 to 2010-2011 (Q) -do-	Rs. in crore -do-	9198.14 7184.09
10.	Net State Domestic Product (NSDP) at factor cost (i) At current prices (ii) At constant (1993-94) prices	-do- -do-	-do- -do-	8228.31 6548.20
11.	Per Capita NSDP (i) At current prices (ii) At constant (1993-94) prices	2003-2004	Rupees -do-	29684 23298
12.	Index of Agricultural Production (Base: Triennium ending 1981-82=100)	2002-2003 (P)	-	3325
13.	Total cropped area	1999-2000	Lakh hectare	1,65,787
14.	Net area sown	-do-	-do-	1,55,232
15.	Index of Industrial Production (Base : 1993-94=100)	2002-2003 (P)	-	502
16.	Post office per lakh population	2017 (December)	No.	25.75
17.	All scheduled commercial banks per lakh population	2021 (December)	Nos.	7.49
18.	Employment on organised sector	2002 (P)	'000 Nos.	80
19.	(i) Public Sector	-do-	-do-	70
20.	(ii) Private Sector	-do-	-do-	10

District-wise Population, Sex-ratio, Density etc (As per 2011 Census).

Sl. No.	DISTRICT	Population	Sex Ratio per '000 males	Density per Sq. Km.	Scheduled Caste			Scheduled Tribe		
					Total	Male	Female	Total	Male	Female
1.	THOUBAL	4,20,517	998	708	33,969	16,640	17,329	4,274	2,200	2,074
2.	CHANDEL	1,44,028	981	36	210	107	103	1,08,779	54,692	54,087
3.	CHURANDPUR	2,71,274	944	50	205	179	26	2,12,482	1,07,002	1,05,480
4.	SENAPATI	3,54,972	935	87	238	143	95	1,22,791	61,785	61,006
5.	IMPHAL WEST	5,14,683	1004	856	13,276	6,646	6,630	21,118	10,478	10,640
6.	IMPHAL EAST	4,52,661	991	557	10,409	5,374	5,035	24,712	12,382	12330
7.	BISHNUPUR	2,40,363	993	420	1,727	842	885	6,143	3,064	3,079
8.	TAMENGLONG	1,40,143	922	25	3	X	3	1,06,349	54,020	52,329
9.	UKHRUL	1,83,115	916	31	210	X	X	1,34,493	68,696	65,797
TOTAL		28,55,794	8684	2770	60,247	29,931	30,106	56,247	2,67,317	2,61,342

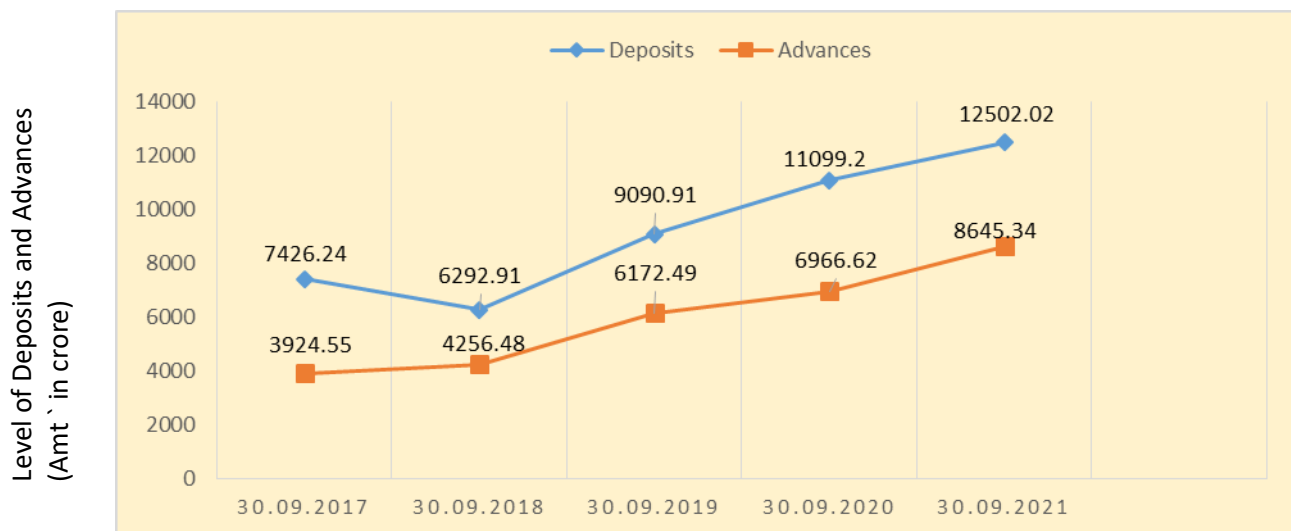
**** Information collected from respective state Govt. website...**

MANIPUR STATE: ACHIEVEMENT VERSUS NATIONAL NORMS

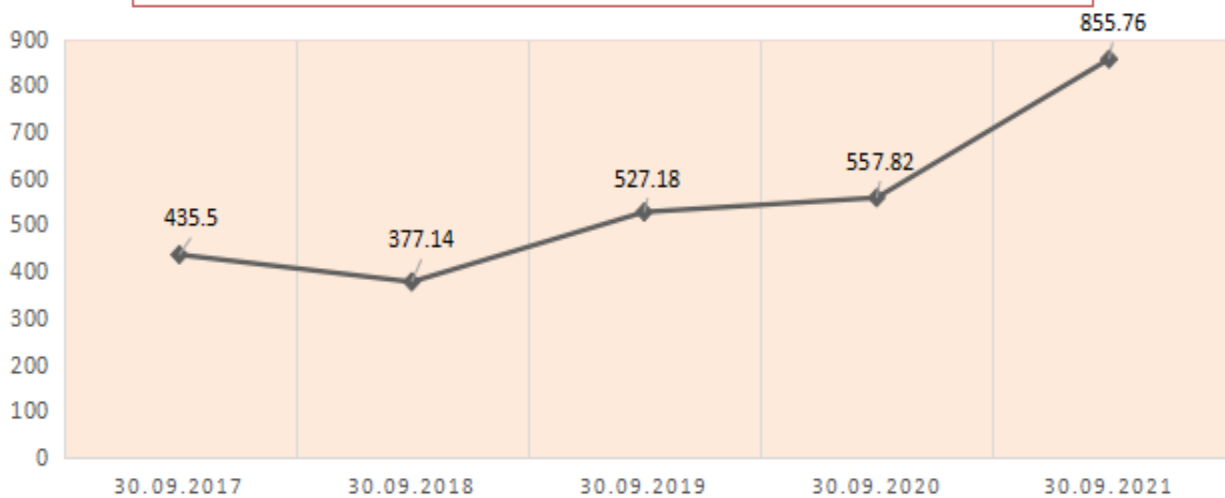
As on 30.09.2021

PARAMETERS	NATIONAL NORMS (%)	State Position (%)
C D RATIO	60	69
CREDIT + INV. : DEPOSIT RATIO	60	78
PRI. SECTOR ADV. TO TOTAL ADV.	40	35
AGL. ADV. TO TOTAL ADV.	18	10

Chart Level of Deposits and Credits in the state during the last five years



LEVEL OF AGL ADVANCES IN THE STATE DURING THE LAST FIVE YEARS



Details of Banking Profile for the FY (2021-22) as on 30-09-2021

Profile	(Amount in Lakhs)					
	Public. Bank	Pvt. Bank	RRBs	Co-op Banks	NEDFi/RIDF	Total
Branch Network	129	47	26	12	0	214
Aggregate Deposit(D)	912393.86	265189.95	32635.3	39982.54	0	1250201.66
Total Advances inc. Credit Utilize	618702.79	184855.12	18947	16535.07	25493.83	864533.8
CD Ratio (CDR2)	67.81	69.71	58.06	41.36	0	69.15
Priority Sector (PS) Advances	187752.15	58288.88	17707.6	13409.23	25493.83	302651.64
% to Total Advances	30.35	31.53	93.46	81.1	100	35.01
Adv. to Agriculture (PS)	25865.69	17461.38	7565.16	9189.6	25493.83	85575.66
% to Total Advances	4.18	9.45	39.93	55.58	100	9.9
Adv. to MSME Sector (PS)	84614.78	21304.72	9130.7	2873.73	0	117923.93
% to Total Advances	13.68	11.53	48.19	17.38	0	13.64
Adv. to Other Priority Sector (PS)	77271.68	19522.78	1011.69	1345.9	0	99152.05
% to Total Advances	12.49	10.56	5.34	8.14	0	11.47

Details of Banking Profile in the FY 2021-22 as on 30.06.2021

Profile	(Amount in Rs.Lakhs)					
	Public. Bank	Pvt. Bank	RRBs	Co-op Banks	NEDFi/RIDF	Total
Branch Network	130	47	26	12	0	215
Aggregate Deposit(D)	935030.91	272117.50	35319.17	37550.11	0.00	1280017.69
Aggregate Advances(A)	596104.02	191507.68	19250.03	13720.70	20005.42	840587.85
C:D Ratio (CDR2)	63.75	70.38	54.50	36.54	0.00	65.67
Priority Sector Advances	161664.83	59472.86	18024.32	12777.55	20005.42	271944.98
% to Total Advances	27.12	31.06	93.63	93.13	100.00	32.35
Adv. to Agriculture	23115.48	22552.23	7338.45	8732.85	20005.42	81744.43
% to Total Advances	3.88	11.78	38.12	63.65	100.00	9.72
Adv. to MSME Sector	85206.73	20282.42	9637.4	2724.09	0	117850.64
% to Total Advances	14.29	10.59	50.06	19.85	0.00	14.02
Adv. to Other Priority Sector	53342.62	16638.21	1048.47	1320.61	0.00	72349.91
% to Total Advances	8.95	8.69	5.45	9.62	0.00	8.61

**AGENDA NOTE OF MANIPUR SLBC MEETING FOR
THE QUARTER ENDING SEPTEMBER, 2021**

Agenda 1: Adoption of minutes of the last SLBC meeting held on 28.09.2021

The minutes of the SLBC meeting for the SLBC meeting held on 28.09.2021 has been circulated to all the members, the house may adopt the said minutes.

Agenda 2: Action Taken Report of the 67th SLBC meeting held on 28.09.2021

Action Point	Action Taken Report/ Remarks
2. Opening of RSETIs in all 9 Districts	<p>As decided in the 66th SLBC Meeting, on a Committee headed by Additional Chief Secretary (RD&PR) was constituted vide Government of Manipur Finance Department (Institutional Finance) dated the 24th July, 2021.</p> <p>The Committee met for the first time on 6th August, 2021 through Video Conferencing to deliberate on the progress of opening of RSETIs in the state of Manipur. The gist of important decisions taken in the meeting and the present status are as under:</p> <p>Kakching District (Allotted Bank-PNB): The RSETI is ready for inauguration.</p> <p>Bishnupur District (Allotted Bank-PNB): Allocation of land is under process. A temporary building has been identified at Moirang College by the DC Bishnupur. PNB circle head has been notified to take all necessary steps to commence the RSETI. (PNB to appraise the house).</p> <p>Senapati District (Allotted Bank-SBI): Land for permanent site has been allocated. A temporary building has been allocated opposite to the Deputy Commissioner's office. The building has been inspected by MSRLM. Temporary building needs to be renovated. SBI request MSRLM Dept. to handover the building to SBI after renovation. SBI also informed that the process</p>

of appointment of the Director and support staff is in process. **(MSRLM to appraise the house with the latest updates).**

Imphal East District (Allotted Bank-PNB):

Land for the permanent site and building for temporary functioning has not been identified/allocated by the District Administration. Appointment of Director and staff are on hold. **(PNB to appraise the house).**

Chandel District (Allotted Bank-SBI): Land allocation process for the permanent site is in process. MSRLM and SBI have inspected the temporary building allotted at DC Complex. The building needs massive renovation. SBI informed that the process of appointment of the Director and support staff is in process. **(MSRLM to appraise the house with the latest updates).**

Ukhrul District (Allotted Bank-SBI):

Land for the permanent campus has been identified. A building within the Mini Secretariat has been allocated for the temporary functioning of the RSETI. The building has been inspected by MSRLM. Building needs renovation.

SBI has taken up with their corporate office informing the decision adopted by SLBC. **(AGM, SBI, Imphal to appraise the house with the latest updates).**

Imphal West District (Allotted Bank-SBI):

Land for the permanent site is not yet identified. Building for temporary functioning has been identified at Takyel Industrial Estate. Appointment of Director has been confirmed by the AGM SBI. However, SBI is waiting for the official order from the Government for opening of the RSETI. **(MSRLM to appraise the house with the latest updates).**

	<p>Tamenglong District (Allotted Bank-PNB):</p> <p>The permanent site for the RSETI has been identified at Tamenglong College, New Campus.</p> <p>A building in the district mini secretariat has been allocated for temporary functioning of the RSETI. MSRLM has inspected the building and reported that the building is fit for starting the RSETI. The appointment of Director and Staff is awaited from PNB. (PNB to appraise the house).</p>																									
<p><u>3. Review of Deposits, advances and CD ratio</u></p> <p>Over all CD ratio of the state was 66 % as at the end of the June 2021 Quarter. However, looking at the bank wise performance there were 3 banks with CD ratio less than 40% and 10 banks with ratio between 40-60 %. All the banks with performance below 60% were advised to improve their performance.</p>	<p>The overall CD ratio has improved to 69 % compared to 66 % in the previous quarter.</p> <p>Although CD Ratio has improved to 69% as a whole in the State of Manipur during the quarter ended September, 2021 but still there are 10 banks with CD Ratio between 40-60% i.e. BOB, CBI, IOB, PNB, P&SB, Union, ICICI, NESFB, MRB & MSCB and 2 Banks i.e. YES Bank and IDBI Bank continue to have CD ratio below 40 %.</p>																									
<p><u>4. Review of Credit Disbursement</u></p> <p>a) ACP Performance during the year: The Chairman observed that the overall achievement under ACP was below the desired level, particularly she viewed with concern the persistent poor performance in Agriculture and urged the banks to step up their performance. The Chairman expressed displeasure at the performance of BOM, P&SB, IndusInd and Yes Banks who have not made a single lending to the sector during the last Quarter.</p>	<p>ACP Performance as of September, 2021 viz-a-viz June, 2021 are as under:</p> <table border="1" data-bbox="732 1394 1549 1766"> <thead> <tr> <th>Target 2021-22</th> <th>Achiv. June, 2021</th> <th>%</th> <th>Achiv. Sept., 2021</th> <th>%</th> </tr> </thead> <tbody> <tr> <td>653.75</td> <td>68.77</td> <td>10.52</td> <td>113.45</td> <td>17.35</td> </tr> <tr> <td>539.35</td> <td>149.34</td> <td>27.69</td> <td>256.07</td> <td>47.48</td> </tr> <tr> <td>384.71</td> <td>15.16</td> <td>3.73</td> <td>38.38</td> <td>9.98</td> </tr> <tr> <td>1577.80</td> <td>232.46</td> <td>14.73</td> <td>407.90</td> <td>25.85</td> </tr> </tbody> </table> <p>During the quarter ended September, 2021, Punjab & Sind Bank have started lending to agriculture sector</p>	Target 2021-22	Achiv. June, 2021	%	Achiv. Sept., 2021	%	653.75	68.77	10.52	113.45	17.35	539.35	149.34	27.69	256.07	47.48	384.71	15.16	3.73	38.38	9.98	1577.80	232.46	14.73	407.90	25.85
Target 2021-22	Achiv. June, 2021	%	Achiv. Sept., 2021	%																						
653.75	68.77	10.52	113.45	17.35																						
539.35	149.34	27.69	256.07	47.48																						
384.71	15.16	3.73	38.38	9.98																						
1577.80	232.46	14.73	407.90	25.85																						

	under ACP but BOM, IndusInd & Yes Bank has still not made a single lending in Agriculture Sector under ACP.																								
<p>b) Priority Sector Lending:</p> <p>The house advised all the banks to take into consideration the above policies of RBI and strive to achieve the benchmark of 40% lending towards Priority Sector, with a target of 18% to Agriculture lending</p>	Performance of Priority Sector Lending are as under:																								
	<table border="1"> <thead> <tr> <th>Sector</th> <th>O/s as on June, 2021</th> <th>% against total advance</th> <th>O/s as on Sept., 2021</th> <th>% against total advance</th> </tr> </thead> <tbody> <tr> <td>Agriculture</td> <td>817.44</td> <td>9.72</td> <td>855.75</td> <td>9.90</td> </tr> <tr> <td>MSME</td> <td>1178.51</td> <td>14.02</td> <td>1179.24</td> <td>13.64</td> </tr> <tr> <td>Others</td> <td>723.50</td> <td>8.61</td> <td>991.52</td> <td>11.47</td> </tr> <tr> <td>Total</td> <td>2719.45</td> <td>32.35</td> <td>3026.51</td> <td>35.01</td> </tr> </tbody> </table> <p>The Priority Sector Lending stand at 35% of the total advance which is still below the RBI benchmark of 40% and Agriculture lending stand at 10% which is below the RBI benchmark of 18%.</p>	Sector	O/s as on June, 2021	% against total advance	O/s as on Sept., 2021	% against total advance	Agriculture	817.44	9.72	855.75	9.90	MSME	1178.51	14.02	1179.24	13.64	Others	723.50	8.61	991.52	11.47	Total	2719.45	32.35	3026.51
Sector	O/s as on June, 2021	% against total advance	O/s as on Sept., 2021	% against total advance																					
Agriculture	817.44	9.72	855.75	9.90																					
MSME	1178.51	14.02	1179.24	13.64																					
Others	723.50	8.61	991.52	11.47																					
Total	2719.45	32.35	3026.51	35.01																					

Agenda 3: Review of Deposit, Advances and CD Ratio

**a) Deposit, Advances and CD Ratio in the last three Financial Years for Manipur:
(Amt in Crores)**

FY	Deposits	Advances	CD Ratio	YOY Growth in Advance	
				Value	%
Sep-21	12502.02	8625.84	69	1659.22	24
Sep-20	11099.2	6966.62	63	794.13	13
Sep-19	9090.91	6172.49	68	1916.00	45

****The National bench-mark for CD Ratio is 60%.**

b) The CD Ratio performance of the Banks in Manipur as on 30.09.2021:

CD Ratio	No of Banks	Name of Banks
Below 40%	2	YES, IDBI
40- 60%	10	MSCB, UNION, PSB, CBI, IOB, PNB, ICICI, BOB, NESFB, MRB

Above 60%	10	INDIAN, HDFC, BOM, SBI, CANARA, UCO, INDUS, AXIS, BOI, BANDHAN
------------------	----	--

Agenda 4: Review of Credit Disbursement

a) ACP performance during the year

Sector-wise Summary under ACP

(Amt in Crores)

Sector	FY 21-22 September Quarter		
	Target	Achieved	Achievement %
Agri Sector	653.75	113.45	17%
MSME	539.35	256.07	47%
Other Priority Sector	384.71	38.38	10%
Total Priority	1577.81	407.9	26%
Non Priority	538.74	652.09	121%
Grand Total	2116.55	1059.99	50%

(b) Priority Sector lending

(Amt in Crores)

Sector	Dec, 2020	March, 2021	June, 2021	Sept, 2021	Growth in Sept, 21 over June,21		% to Total Advances
					Value	%	
Agri	570.00	551.39	817.44	855.76	38.32	5	10
MSME	1279.71	1293.32	1178.51	1179.24	0.73	0	14
Services/ Other Priority Sector	761.58	743.51	723.50	991.52	268.02	37	11
Total	2638.66	2611.30	2588.22	3025.52	307.07	11	35

Priority sector advances stood at **35%** of the total advances at the end of September quarter FY 2021-22.

(c) Fishery Loan**As on 30.09.2021****(Amt in Crores)**

Target	Application Received	Sanctioned No	Sanctioned Amt	Disbursed Amt	Rejected
2871	1281	513	11.14	8.97	768

(d) PM-SVANidhi Yojana as on 15.12.2021.**(Amt in Crores)**

Target	Sanctioned No.	Sanctioned Amt.	Disbursed No.	Disbursed Amt.	Application sanctioned Pending for disbursement.
13000	9369	9.38	8069	8.07	1300

Agenda 5: SPECIAL FOCUS ON REVIEW OF FINANCIAL INCLUSION INITIATIVES, EXPANSION OF BANKING NETWORK, FINANCIAL LITERACY, SOCIAL SECURITY SCHEMES AND DIGITISATION:

(a) Roadmap for providing banking services – villages with population below 2000:

The Progress of provision of banking services through banking outlets/ CSPs in villages of the State as on 30.09.2021 is as under: Out of **2252** villages there are still **95** uncovered villages as under:

Sl. no	Name of the Banks	Uncovered Villages
1	State Bank of India	34
2	Central Bank of India	1
3	Punjab National Bank	2
4	UCO Bank	5
5	HDFC Bank Ltd.	26
6	ICICI bank Ltd.	26
7	Manipur Rural Bank	1
Total		95

All allotted banks to complete coverage of unbanked villages under roadmap by **31st December, 2021.**

(b) DFS Inadequately Uncovered villages:

HDFC Bank and ICICI Bank have still not covered and updated in the Jan Dhan Darshak App of 2 remaining DFS uncovered villages allotted to them as discussed and minutised in the SLBC meeting held on 28.09.2021 for the quarter ended June, 2021. **(HDFC & ICICI Bank to appraise the house).**

(c) Status of Financial Literacy Camps (FLCs):

Year	No. of FLCs
2021-22	29

All Banks are requested to comply with the RBI instructions of ensuring conduct of one FLC meeting by each rural branch on a monthly basis.

(d) Setting up of CFL (Centre for Financial Literacy): 11 CFL are proposed are to be set in different blocks: These CFL will be managed by CRISIL Foundation. Present status is as given below:

SL No.	Districts	Sponsor Bank	Block	Remarks
1	Senapati	SBI	Tadubi	Launched
2	Imphal West	SBI	Lamsang	Launched
3	Churachandpur	SBI	Lamka South TD	Launched
4	Chandel	SBI	Chandel	Launched
5	Kakching	SBI	Kakching	Launched
6	Kangpokpi	SBI	Kangpokpi	Launched
7	Imphal East	PNB	Keirao Bitra	Launched
8	Tengnoupal	PNB	Tengnoupal	Launched
9	Ukhrul	PNB	Ukhrul	Launched
10	Tamenglong	PNB	Tamenglong	Launched
11	Bishnupur	PNB	Moirang	Launched

Agenda 6: Aspirational District (AD) Programme, Manipur: Status as on 30.09.2021

Manipur		Social Security Schemes (in cumulative nos.)							
Sl no	Dist.	PMJDY		PMJJBY		PMSBY		APY	
		June, 21	Sept, 21	June, 21	Sept, 21	June, 21	Sept, 21	June, 21	Sept, 21
1	Chandel	13638	13689	868	1017	2837	3173	94	100

Manipur		FY 2021-22				O/S Amount in Rs Crore.					
Sl no	Dist.	CD Ratio		ACP Achieved%		KCC		PMEGP		MUDRA	
		June, 21	Sept, 21	Q-1 (2021-22)	Sept, 21	June, 21	Sept, 21	June, 21	Sept, 21	June, 21	Sept, 21
1	Chandel	118	122.62	0.29	2.32	0.93	1.06	3.46	3.37	3.60	4.65

Agenda 7: Opening of Bank Branches at Unbanked Blocks, Unbanked Urban Local Bodies, and CBS-enabled banking outlets at the Unbanked Rural Centres.

SLBC Sub-Committee meeting on unbanked blocks, unbanked urban centres, Financial Inclusion, Digitalization and Financial Literacy were held on 01.12.2021 under the Chairmanship of the Chief Secretary, Govt. of Manipur.

i) Unbanked Blocks

UNBANKED BLOCKS	NO. OF BANKED BLOCKS	NO. OF UNBANKED BLOCKS
27 (Old)	15	12
12 (New)	0	12

ii) Unbanked Urban Local Bodies

TOTAL UNBANKED URBAN LOCAL BODIES (ULBs)	NO. OF BANK ULBs	NO. OF UNBANK ULBs
11	2	9

Agenda 8:

(i) 100% Digitalization of Kakching District as on October, 2021.

Digital Coverage for Individuals (Savings Accounts).

Total no. of eligible Operative SB Accounts.	Total no. of eligible Operative SB Accounts covered digital coverage with atleast one of the facilities –Debit/RuPay cards/ Net Banking/ Mobile Banking	% of Eligible Operative Accounts digitally covered (with at least one of the facilities) out of total Operative Savings Accounts
101072	100902	99.83%

Digital Coverage for Business (Currents Accounts) Kakching District

Total no. of eligible Operative Current Accounts.	Total no. of eligible Operative Current Accounts covered digital coverage with atleast one of the facilities – Debit/RuPay cards/ Net Banking/ Mobile Banking/ UPI/ USSD/AEPS et.c	% of Eligible Operative Accounts digitally covered (with at least one of the facilities) out of total Operative Current/ Business Accounts
2446	2421	98.98%

(ii) 100% Digitalization of Noney District

Digital Coverage for Individuals (Savings Accounts).

Total no. of eligible Operative SB Accounts.	Total no. of eligible Operative SB Accounts covered digital coverage with atleast one of the facilities –Debit/RuPay cards/ Net Banking/ Mobile Banking	% of Eligible Operative Accounts digitally covered (with at least one of the facilities) out of total Operative Savings Accounts
21395	16248	75.94

Digital Coverage for Business (Currents Accounts) Noney District.

Total no. of eligible Operative Current Accounts.	Total no. of eligible Operative Current Accounts covered digital coverage with atleast one of the facilities – Debit/RuPay cards/ Net Banking/ Mobile Banking/	% of Eligible Operative Accounts digitally covered (with at least one of the facilities) out of total Operative Current/ Business
--	---	--

	UPI/ USSD/AEPS et.c	Accounts
109	56	51.38%

Agenda 9: Inclusion of Financial Education in school curriculum Education Department to apprise the House.

Agenda 10: Make in Manipur.

		(Amt in Crores)
No. of NPA Accounts	NPA Amount	Outstanding Amount
454	2.39	2.39

**** Punjab National Bank to appraise the House**

Agenda 11: Government Sponsored loans as on 30.09.2021.

							(Amt in Crores)
GSS	Disb. A/c	Disb. Amt.	No. of O/S A/c	O/S Amt.	No. of O/S NPA A/c	No. of O/S NPA Amt.	% of NPA in Amt.
PMEGP	303	6.55	5960	138.58	2675	51.84	37.41
MUDRA	5189	53.60	57964	433.61	16307	115.87	26.72
NULM	11	0.11	287	1.71	111	0.22	12.55
NRLM	176	1.58	1413	10.67	132	0.65	6.10
SHG	177	2.92	2038	16.17	756	3.97	24.55
SUI	108	5.48	209	23.77	37	5.99	25.18
Total	5964	70.24	67871	624.51	20018	178.54	21.22

Agenda 12: Recovery Act of Manipur 2003-Bakijai cases how to implement in Manipur.

Agenda 13: CLSS component of PMAY (U)

MAHUD to apprise the house:

- (i) Selection of the eligible applicants for CLSS from the demand survey.
- (ii) Providing the CLSS benefit to already existing home loanees.

Agenda 14: SRLM Pending Claims

Regarding settlement of pending claims of **Rs. 52.43 lakhs** pertaining to reimbursement of training expenses of RSETI Charachandpur. **(SRLM to apprise the house)**

Agenda 15: Miscellaneous Agenda:

Approval of tentative SLBC meeting calendar and DCC/DLRC meeting calendars for the CY-2022-2023.

QUARTER	Deadline for uploading data by banks on SLBC portal	Reminder regarding submission of data by banks to SLBC	Date for sending invitation / background papers to stakeholders	Tentative Date of holding SLBC meeting
Dec-21	15/02/2022	10/02/2022	23/02/2022	10/03/2022
Mar-22	15/05/2022	10/05/2022	29/05/2022	14/06/2022
Jun-22	10/08/2022	05/08/2022	23/08/2022	07/09/2022
Sep-22	10/12/2022	25/11/2022	27/11/2022	13/12/2022

Further, the following calendar for holding of DCC/DLRC meetings for all districts of Manipur may be approved.

QUARTER	Tentative Date for DCC/DLRC
Dec-21	Second week of February, 2022
Mar-22	Second week of May, 2022
Jun-22	Second week of August, 2022
Sep-22	Second week of November, 2022

**Bankwise Position of Branches / ATM / Banking Outlets / BC / DEPOSITS / ADVANCES
/ C.D.RATIO Report of Manipur in the FY-2021-2022 as on date 30-09-2021**

(Rs. In Lakhs)

Sl No.	Bank Name	ATM			Total ATM	Branch			Total Branch	B/C		B/C Total
		Rural	Semi-Urban	Urban		Rural	Semi-Urban	Urban		Fix	Other	
1	BOB	6	0	15	21	8	0	7	15	12	0	12
2	BOI	1	1	3	5	2	1	1	4	6	0	6
3	BOM	0	0	0	0	0	0	1	1	1	0	1
4	CAN	1	2	2	5	2	2	2	6	2	0	2
5	CBI	3	2	1	6	5	2	2	9	0	8	8
6	IND	0	2	0	2	2	2	1	5	11	0	11
7	IOB	0	1	2	3	1	1	1	3	3	0	3
8	PNB	6	10	14	30	5	9	8	22	74	0	74
9	PSB	2	0	1	3	2	0	1	3	3	0	3
10	SBI	111	74	53	238	27	12	11	50	149	34	183
11	UCO	6	4	3	13	6	4	3	13	0	10	10
12	UNI	0	0	2	2	0	0	1	1	1	0	1
Public	Total	136	96	96	328	60	33	39	132	262	52	314
1	AXIS	3	5	12	20	2	5	4	11	6	0	6
2	BANDHAN	0	0	1	1	3	3	2	8	0	0	0
3	HDFC	3	4	9	16	3	2	5	10	89	5	94
4	ICICI	3	1	8	12	4	1	4	9	0	0	0
5	IDBI	1	0	1	2	1	0	1	2	0	0	0
6	INDUS	1	0	2	3	1	0	2	3	6	0	6
7	NESFB	0	0	0	0	1	0	2	3	0	0	0
8	YES	0	0	1	1	0	0	1	1	0	0	0
Private	Total	11	10	34	55	15	11	21	47	101	5	106
1	MRB	0	0	0	0	15	10	1	26	45	0	45
RRB	Total	0	0	0	0	15	10	1	26	45	0	45
1	MSCB	4	6	4	14	5	6	1	12	0	0	0
	Total	151	112	134	397	95	60	62	217	408	57	465
IPPB Total												392
Grand Total												857

**District wise Branches / ATM / Banking Outlets / BC / DEPOSITS / ADVANCES / C.D.RATIO report of Manipur
in the FY2021-2022 as on date 30-09-2021**

(Amount in Rs.Lakhs)

Sl No.	Bank Name	ATM			Total ATM	Branch			Total Branch	B/C		B/C Total	IPPB	Total Incl. IPPB
		Rural	Semi-Urban	Urban		Rural	Semi-Urban	Urban		Fix	Other			
1	BISHNUPUR	19	7	7	33	3	15	0	18	43	20	10	80	123
2	CHANDEL	4	0	0	4	4	0	0	4	9	4	5	32	41
3	CHURACHANDPUR	16	12	1	29	17	3	0	20	39	27	13	17	56
4	IMPHALEAST	30	0	21	51	20	2	7	29	78	52	10	61	139
5	IMPHALWEST	36	48	103	187	8	7	54	69	102	73	11	0	102
6	JIRIBAM	1	1	0	2	3	0	0	3	5	5	0	49	54
7	KAKCHING	1	9	2	12	0	7	0	7	33	21	5	0	33
8	KAMJONG	1	0	0	1	2	0	0	2	2	2	0	0	2
9	KANGPOKPI	8	0	0	8	7	0	0	7	10	4	1	0	10
10	NONEY	1	0	0	1	3	0	0	3	5	3	1	0	5
11	PHERZAWAL	0	0	0	0	1	0	0	1	2	0	0	0	2
12	SENAPATI	17	0	0	17	10	0	0	10	21	18	3	15	36
13	TAMENGLONG	0	3	0	3	2	3	0	5	9	9	0	18	27
14	TENGNUUPAL	4	5	0	9	3	4	0	7	6	4	0	0	6
15	THOUBAL	9	24	0	33	8	16	1	25	84	64	7	93	177
16	UKHRUL	4	3	0	7	3	4	0	7	17	16	1	27	44
Grand	Total	151	112	134	397	94	61	62	217	465	322	67	392	857

Bank Wise Business and Credit Deposit Ratio of Manipur as on date 30-09-2021

(Amount in Rs.Lakhs)

SI No.	Bank Name	Deposit Amount (D)	Advances Amount (A)	Credit Utilize (CU)	Total Credit (TC=A+CU)	CDR1	CDR2	Investment Amount (I)	TC + I	CDR3
1	BOB	77914.25	40417.01	0	40417.01	51.87	51.87	0	40417.01	51.87
2	BOI	11723	14253	0	14253	121.58	121.58	0	14253	121.58
3	BOM	4706	3463	0	3463	73.59	73.59	0	3463	73.59
4	CAN	13180.25	10045.77	0	10045.77	76.22	76.22	0	10045.77	76.22
5	CBI	20649.72	9508.7	0	9508.7	46.05	46.05	0	9508.7	46.05
6	IND	14707.63	9487.05	0	9487.05	64.5	64.5	0	9487.05	64.5
7	IOB	11854.1	5957.97	50.27	6008.24	50.26	50.68	2.1	6010.34	50.7
8	PNB	167999	85814.2	0	85814.2	51.08	51.08	0	85814.2	51.08
9	PSB	11457	5147	0	5147	44.92	44.92	0	5147	44.92
10	SBI	544415.88	408047.33	1900	409947.33	74.95	75.3	43800	453747.33	83.35
11	UCO	27676.19	21936.91	0	21936.91	79.26	79.26	0	21936.91	79.26
12	UNI	6110.84	2674.58	0	2674.58	43.77	43.77	7367.82	10042.4	164.34
Pub	Total	912393.86	616752.52	1950.27	618702.79	67.6	67.81	51169.92	669872.71	73.42
1	AXIS	67340.09	65640.88	0	65640.88	97.48	97.48	0	65640.88	97.48
2	BAND	6128.22	8368.48	0	8368.48	136.56	136.56	0	8368.48	136.56
3	HDFC	82700.59	59781.69	0	59781.69	72.29	72.29	0	59781.69	72.29
4	ICICI	76812.73	39280.9	0	39280.9	51.14	51.14	0	39280.9	51.14
5	IDBI	22900	5961.97	0	5961.97	26.03	26.03	0	5961.97	26.03
6	INDUS	3962.79	3493.77	0	3493.77	88.16	88.16	0	3493.77	88.16
7	NESFB	3352.53	1851.43	0	1851.43	55.22	55.22	0	1851.43	55.22
8	YES	1993	476	0	476	23.88	23.88	0	476	23.88
Priv	Total	265189.95	184855.12	0	184855.12	69.71	69.71	0	184855.12	69.71
1	MRB	32635.31	18946.99	0	18946.99	58.06	58.06	20921.3	39868.29	122.16
RRB	Total	32635.31	18946.99	0	18946.99	58.06	58.06	20921.3	39868.29	122.16
1	MSCB	39982.54	16535.07	0	16535.07	41.36	41.36	34138.87	50673.94	126.74
Co-op	Total	39982.54	16535.07	0	16535.07	41.36	41.36	34138.87	50673.94	126.74
Banks	Total	1250201.66	837089.7	1950.27	839039.97	66.96	67.11	106230.09	945270.06	75.61
1	RIDF	0	25493.83	0	25493.83			0	25493.83	
Grand	Total	1250201.66	862583.53	1950.27	864533.8	69	69.15	106230.09	970763.89	77.65

District wise Position of DEPOSITS, ADVANCES , CD RATIO Report of Manipur as on date 30-09-2021 (Excluding NEDFi & RIDF figures)

(Amount in Rs. Lakhs)

Sl No.	District Name	Deposit			Total Deposit	Advance			Total Advances	CD Ratio			Overall CD Ratio
		Rural	Semi-Urban	Urban		Rural	Semi-Urban	Urban		Rural	Semi-Urban	Urban	
1	BISHNUPUR	1303.95	29226.18	0	30530.13	4853.87	37459.61	23985.87	66299.35	372.24	128.17		217.16
2	CHANDEL	12368.37	0	0	12368.37	15065.88	22.25	78.14	15166.27	121.81			122.62
3	CHURACHANDPUR	84806.12	4558.97	0	89365.09	56214.36	3412.61	6436.55	66063.52	66.29	74.85		73.93
4	IMPHALEAST	102319.73	5682.6	114970.78	222973.11	60481.67	2121.44	59535.91	122139.02	59.11	37.33	51.78	54.78
5	IMPHALWEST	24453.01	29330.83	645620.14	699403.98	17885.88	36977.91	344408.13	399271.92	73.14	126.07	53.35	57.09
6	JIRIBAM	6992.28	7.32	0	6999.6	2639.71	0	0	2639.71	37.75	0		37.71
7	KAKCHING	0	14931.61	0	14931.61	0	22355.88	0	22355.88		149.72		149.72
8	KAMJONG	812.96	0	0	812.96	1544.77	0	0	1544.77	190.02			190.02
9	KANGPOKPI	12012.78	0	0	12012.78	10371.18	0	0	10371.18	86.33			86.33
10	NONEY	3248	0	0	3248	3275.82	0	0	3275.82	100.86			100.86
11	PHERZAWAL	97.83	0	0	97.83	991.83	0	0	991.83	1013.83			1013.83
12	SENAPATI	61747.88	0	0	61747.88	41895.58	0	56.93	41952.51	67.85			67.94
13	TAMENGLONG	683.38	12399.74	0	13083.12	68.62	3741.44	79.51	3889.57	10.04	30.17		29.73
14	TENGNUPAL	4935.62	7027.04	0	11962.66	9229.3	4409.03	0	13638.33	186.99	62.74		114.01
15	THOUBAL	5454.22	40321.26	0	45775.48	4606.26	50515.61	1184.65	56306.52	84.45	125.28		123.01
16	UKHRUL	1126.24	23762.82	0	24889.06	1770.97	9294.13	118.4	11183.5	157.25	39.11		44.93
Grand	Total	322362.37	167248.37	760590.92	1250201.66	230895.7	170309.91	435884.09	837089.7	71.63	101.83	57.31	66.96

**Bank-wise ACP (Priority Sector) OUTSTANDING Report of Manipur as
on date 30-09-2021**

(Amount in Rs. Lakhs)

SI No.	BankName	Total Agri (PS) O/S		Total MSME (PS) O/S		Total Other PS O/S		Total PS O/S	
		No	Amt.	No	Amt.	No	Amt.	No	Amt.
1	BOB	6824	4874.92	4074	12135.72	429	5034.01	11327	22044.65
2	BOI	666	548.69	1604	3650.08	222	2714.89	2492	6913.66
3	BOM	1	69	232	971.69	273	577.78	506	1618.47
4	CAN	1304	1320.24	1660	3673.6	207	1241.43	3171	6235.27
5	CBI	888	1196.16	2104	5950.42	232	1122.39	3224	8268.97
6	IND	500	508.36	1230	3402.39	117	1418.35	1847	5329.1
7	IOB	229	282.32	434	1947.8	296	1357	959	3587.12
8	PNB	12378	11691.64	6539	16893.82	1703	12766.13	20620	41351.59
9	PSB	94	177.69	904	2789.08	155	1578.48	1153	4545.25
10	SBI	2798	3147.68	8796	27443.03	3230	44165.57	14824	74756.28
11	UCO	1782	2011.79	3485	5339.67	445	5239.11	5712	12590.57
12	UNI	21	37.2	171	417.48	11	56.54	203	511.22
Pub	Total	27485	25865.69	31233	84614.78	7320	77271.68	66038	187752.15
1	AXIS	9645	14133.33	254	4932.31	5836	10771.15	15735	29836.79
2	BAND	3450	1118.46	16	19.19	16587	4004.89	20053	5142.54
3	HDFC	907	1598.78	3607	11180.34	10097	2448.67	14611	15227.79
4	ICICI	395	394.23	34	1025.8	28	423.86	457	1843.89
5	IDBI	188	138.89	287	1971.96	167	1874.21	642	3985.06
6	INDUS	1	1.03	47	446.07	0	0	48	447.1
7	NESFB	158	76.66	6703	1668.67	0	0	6861	1745.33
8	YES	0	0	1	60.38	0	0	1	60.38
Priv	Total	14744	17461.38	10949	21304.72	32715	19522.78	58408	58288.88
1	MRB	14529	7565.16	11763	9130.7	131	1011.69	26423	17707.55
RRB	Total	14529	7565.16	11763	9130.7	131	1011.69	26423	17707.55
1	MSCB	4658	9189.6	1573	2873.73	855	1345.9	7086	13409.23
Co-op	Total	4658	9189.6	1573	2873.73	855	1345.9	7086	13409.23
Banks	Total	61416	60081.83	55518	117923.93	41021	99152.05	157955	277157.81
1	RIDF	0	25493.83	0	0	0	0	0	25493.83
Grand	Total	61416	85575.66	55518	117923.93	41021	99152.05	157955	302651.64

District-wise ACP (Priority Sector) OUTSTANDING Report of Manipur as on date 30-09-2021 (Excluding RIDF & NEDFi)									
(Amount in Rs. Lakhs)									
SI No.	BankName	Total Agri (PS) O/S		Total MSME (PS) O/S		Total Other PS O/S		Total PS O/S	
		No	Amt.	No	Amt.	No	Amt.	No	Amt.
1	BISHNUPUR	9171	7510.3	4194	4901.08	3090	6355.37	16455	18766.75
2	CHANDEL	171	148.74	514	512.76	90	1062.13	775	1723.63
3	CHURACHANDPUR	4316	3430.33	2822	5779.41	1214	9584	8352	18793.74
4	IMPHALEAST	7604	6837.97	11074	17574.75	10444	15867.38	29122	40280.1
5	IMPHALWEST	20100	25638.95	22816	67762.39	11777	46377.63	54693	139778.97
6	JIRIBAM	879	357.95	285	734.38	2377	723.75	3541	1816.08
7	KAKCHING	2340	1807.67	2649	3771.64	3779	4454.44	8768	10033.75
8	KAMJONG	0	0	86	92.47	0	0	86	92.47
9	KANGPOKPI	1683	1043.68	894	2203.41	98	620.61	2675	3867.7
10	NONEY	447	302.54	409	404.8	1	6.66	857	714
11	PHERZAWAL	7	5.58	13	21.31	0	0	20	26.89
12	SENAPATI	2089	1400.08	1881	3922.02	457	5747.53	4427	11069.63
13	TAMENGLONG	414	822.33	689	725.04	13	89.16	1116	1636.53
14	TENGNOUNPAL	1527	1120.9	1009	952.01	77	1058.61	2613	3131.52
15	THOUBAL	9800	8840.1	5204	7125.77	7578	7049.45	22582	23015.32
16	UKHRUL	868	814.71	979	1440.69	26	155.33	1873	2410.73
Grand	Total	61416	60081.83	55518	117923.93	41021	99152.05	157955	277157.81

**Bankwise ACP (Priority Sector Advances) OUTSTANDING Report of Manipur for the
FY-2021-2022 as on date 30-09-2021**

(Amount in Rs. Lakhs)

SI No.	Bank Name	Agri (PS) Total O/S		MSME (PS) Total O/S		Other PS Total O/S		Total PS O/S	
		No	Amt	No	Amt	No	Amt	No	Amt
1	BOB	6824	4874.92	4074	12135.72	429	5034.01	11327	22044.65
2	BOI	666	548.69	1604	3650.08	222	2714.89	2492	6913.66
3	BOM	1	69	232	971.69	273	577.78	506	1618.47
4	CAN	1304	1320.24	1660	3673.6	207	1241.43	3171	6235.27
5	CBI	888	1196.16	2104	5950.42	232	1122.39	3224	8268.97
6	IND	500	508.36	1230	3402.39	117	1418.35	1847	5329.1
7	IOB	229	282.32	434	1947.8	296	1357	959	3587.12
8	PNB	12378	11691.64	6539	16893.82	1703	12766.13	20620	41351.59
9	PSB	94	177.69	904	2789.08	155	1578.48	1153	4545.25
10	SBI	2798	3147.68	8796	27443.03	3230	44165.57	14824	74756.28
11	UCO	1782	2011.79	3485	5339.67	445	5239.11	5712	12590.57
12	UNI	21	37.2	171	417.48	11	56.54	203	511.22
Pub	Total	27485	25865.69	31233	84614.78	7320	77271.68	66038	187752.15
1	AXIS	9645	14133.33	254	4932.31	5836	10771.15	15735	29836.79
2	BANDHAN	3450	1118.46	16	19.19	16587	4004.89	20053	5142.54
3	HDFC	907	1598.78	3607	11180.34	10097	2448.67	14611	15227.79
4	ICICI	395	394.23	34	1025.8	28	423.86	457	1843.89
5	IDBI	188	138.89	287	1971.96	167	1874.21	642	3985.06
6	INDUS	1	1.03	47	446.07	0	0	48	447.1
7	NESFB	158	76.66	6703	1668.67	0	0	6861	1745.33
8	YES	0	0	1	60.38	0	0	1	60.38
Priv	Total	14744	17461.38	10949	21304.72	32715	19522.78	58408	58288.88
1	MRB	14529	7565.16	11763	9130.7	131	1011.69	26423	17707.55
RRB	Total	14529	7565.16	11763	9130.7	131	1011.69	26423	17707.55
1	MSCB	4658	9189.6	1573	2873.73	855	1345.9	7086	13409.23
Banks	Total	61416	60081.83	55518	117923.93	41021	99152.05	157955	277157.81
1	RIDF	0	25493.83	0	0	0	0	0	25493.83
Grand	Total	61416	85575.66	55518	117923.93	41021	99152.05	157955	302651.64

Segregation of Advances in Manipur as on date 30-09-2021

(Amount in Rs. Lakhs)

SI No.	BankName	Priority Sector Advance (PSA)	Non Priority Sector Advance	Total Advance	Weaker Sector Advance (WSA)	PSA to Tot. Adv (%)	WSA to PSA (%)	WSA to Tot. Adv (%)
1	BOB	22044.65	18372	40417.01	34714.32	54.54	157.47	85.89
2	BOI	6913.66	7339	14253	2424.67	48.51	35.07	17.01
3	BOM	1618.47	1845	3463	18.11	46.74	1.12	0.52
4	CAN	6235.27	3810	10045.77	10299.49	62.07	165.18	102.53
5	CBI	8268.97	1240	9508.7	1533.75	86.96	18.55	16.13
6	IND	5329.1	4158	9487.05	1425.32	56.17	26.75	15.02
7	IOB	3587.12	2421	6008.24	801.2	59.7	22.34	13.34
8	PNB	41351.59	44463	85814.2	26068.64	48.19	63.04	30.38
9	PSB	4545.25	602	5147	1407.82	88.31	30.97	27.35
10	SBI	74756.28	335191	409947.33	18772.45	18.24	25.11	4.58
11	UCO	12590.57	9346	21936.91	6893.4	57.39	54.75	31.42
12	UNI	511.22	2163	2674.58	1805.92	19.11	353.26	67.52
Pub	Total	187752.15	430950	618702.79	106165.09	30.35	56.55	17.16
1	AXIS	29836.79	35804	65640.88	5344.4	45.45	17.91	8.14
2	BANDHAN	5142.54	3226	8368.48	4745.46	61.45	92.28	56.71
3	HDFC	15227.79	44554	59781.69	3190.71	25.47	20.95	5.34
4	ICICI	1843.89	37437	39280.9	2535.25	4.69	137.49	6.45
5	IDBI	3985.06	1977	5961.97	2175.26	66.84	54.59	36.49
6	INDUS	447.1	3047	3493.77	201	12.8	44.96	5.75
7	NESFB	1745.33	106	1851.43	1160.24	94.27	66.48	62.67
8	YES	60.38	416	476	60	12.68	99.37	12.61
Priv	Total	58288.88	126567	184855.12	19412.32	31.53	33.3	10.5
1	MRB	17707.55	1239	18946.99	17388.92	93.46	98.2	91.78
RRB	Total	17707.55	1239	18946.99	17388.92	93.46	98.2	91.78
1	MSCB	13409.23	3126	16535.07	6592.14	81.1	49.16	39.87
All Banks	Total	277157.81	561882	839039.97	149558.47	33.03	53.96	17.82
1	RIDF	25493.83	0	25493.83	0	100	0	0
Grand	Total	302651.64	561882	864533.8	149558.47	35.01	49.42	17.3

Bankwise Progress under Agri (PS) Outstanding Report of Manipur as on date 30-09-2021

(Amount in Rs. Lakhs)

Sl No.	Bank Name	Farm Credit Crop		Farm Credit Term Loan		Agri Infra		Ancillary		Agri Total O/S	
		No	Amt	No	Amt	No	Amt	No	Amt	No	Amt
1	BOB	417	596.14	4661	4018.78	0	0	1746	260	6824	4874.92
2	BOI	541	348.14	0	0	0	0	125	200.55	666	548.69
3	BOM	0	0	0	0	0	0	1	69	1	69
4	CAN	298	201.6	985	1086.37	4	2.01	17	30.26	1304	1320.24
5	CBI	488	285.15	174	373.32	0	0	226	537.69	888	1196.16
6	IND	474	330.28	21	174.61	2	0.45	3	3.02	500	508.36
7	IOB	96	148.68	0	0	0	0	133	133.64	229	282.32
8	PNB	10615	6315.43	1202	1195.14	185	3100.79	376	1080.28	12378	11691.64
9	PSB	26	45.99	68	131.7	0	0	0	0	94	177.69
10	SBI	2604	2252.37	178	408.32	0	0	16	486.99	2798	3147.68
11	UCO	1416	1211.41	360	741.02	1	6.72	5	52.64	1782	2011.79
12	UNI	6	6.71	6	6.88	0	0	9	23.61	21	37.2
Pub	Total	16981	11741.9	7655	8136.14	192	3109.97	2657	2877.68	27485	25865.69
1	AXIS	0	0	9645	14133.33	0	0	0	0	9645	14133.33
2	BAND	0	0	2342	866.34	10	2.38	1098	249.74	3450	1118.46
3	HDFC	251	1109.33	655	488.28	1	1.17	0	0	907	1598.78
4	ICICI	3	6.22	392	388.01	0	0	0	0	395	394.23
5	IDBI	22	15.04	160	106.21	0	0	6	17.64	188	138.89
6	INDUS	0	0	1	1.03	0	0	0	0	1	1.03
7	NESFB	21	3.56	137	73.1	0	0	0	0	158	76.66
8	YES	0	0	0	0	0	0	0	0	0	0
Priv	Total	297	1134.15	13332	16056.3	11	3.55	1104	267.38	14744	17461.38
1	MRB	10294	3934.13	2161	2770.42	49	61.48	2025	799.13	14529	7565.16
RRB	Total	10294	3934.13	2161	2770.42	49	61.48	2025	799.13	14529	7565.16
1	MSCB	1810	424.62	2847	6764.98	0	0	1	2000	4658	9189.6
Banks	Total	29382	17234.8	25995	33727.84	252	3175	5787	5944.19	61416	60081.83
1	RIDF	0	0	0	0	0	0	0	0	0	25493.83
Grand	Total	29382	17234.8	25995	33727.84	252	3175	5787	5944.19	61416	85575.66

**Districtwise Progress under Agri (PS) OUTSTANDING Report of Manipur as on
date 30-09-2021(Excluding RIDF)**

(Amount in Rs.Lakhs)

SI No.	Bank Name	Farm Credit Crop		Farm Credit Term		Agri Infra		Ancillary		Agri Total O/S	
		No	Amt	No	Amt	No	Amt	No	Amt	No	Amt
1	BISHNUPUR	5255	2330.3	3658	5065.11	7	21.93	251	92.96	9171	7510.3
2	CHANDEL	155	107.94	16	40.8	0	0	0	0	171	148.74
3	CHURACHANDPUR	1695	870.16	2336	2480.05	0	0	285	80.12	4316	3430.33
4	IMPHALEAST	2965	1564.76	3279	3984.58	15	14.59	1345	1274.04	7604	6837.97
5	IMPHALWEST	12155	8513.14	5586	11060.45	26	2446.24	2333	3619.12	20100	25638.95
6	JIRIBAM	71	28.25	365	192.95	4	1.13	439	135.62	879	357.95
7	KAKCHING	851	435.12	1455	1329.61	11	8.26	23	34.68	2340	1807.67
8	KAMJONG	0	0	0	0	0	0	0	0	0	0
9	KANGPOKPI	656	424.54	678	514.38	2	0.45	347	104.31	1683	1043.68
10	NONEY	166	98.56	246	173.49	0	0	35	30.49	447	302.54
11	PHERZAWAL	7	5.58	0	0	0	0	0	0	7	5.58
12	SENAPATI	1852	1002.65	130	226.06	1	1.42	106	169.95	2089	1400.08
13	TAMENGLONG	98	60.58	111	65.56	173	665.51	32	30.68	414	822.33
14	TENGNUPAL	257	180.5	1052	913.87	0	0	218	26.53	1527	1120.9
15	THOUBAL	2618	1272.31	6852	7292.38	11	6.7	319	268.71	9800	8840.1
16	UKHRUL	581	340.41	231	388.55	2	8.77	54	76.98	868	814.71
Grand	Total	29382	17234.8	25995	33727.84	252	3175	5787	5944.19	61416	60081.83

Bankwise Progress under MSME (PS) Outstanding Report of Manipur as on date 30-09-2021

(Amount in Rs. Lakhs)

SI No.	Bank Name	Micro O/S		Small O/S		Medium O/S		Other MSME O/S		MSME Total O/S	
		No	Amt	No	Amt	No	Amt	No	Amt	No	Amt
1	BOB	3970	11227.97	12	623	3	174.85	89	109.9	4074	12135.72
2	BOI	1599	3472.29	5	177.79	0	0	0	0	1604	3650.08
3	BOM	141	130.09	22	230.4	6	481	63	130.2	232	971.69
4	CAN	1548	2977.32	72	485.95	5	13.01	35	197.32	1660	3673.6
5	CBI	2022	4125.92	81	1794.38	1	30.12	0	0	2104	5950.42
6	IND	1173	2532.69	56	732.36	1	137.34	0	0	1230	3402.39
7	IOB	300	955.32	121	557.48	13	435	0	0	434	1947.8
8	PNB	5049	10212.92	1477	6544.81	13	136.09	0	0	6539	16893.82
9	PSB	904	2789.08	0	0	0	0	0	0	904	2789.08
10	SBI	6632	10615.14	729	12227.91	46	3976.95	1389	623.03	8796	27443.03
11	UCO	3389	3837.34	74	1449.33	0	0	22	53	3485	5339.67
12	UNI	163	356.54	6	19.93	2	41.01	0	0	171	417.48
Pub	Total	26890	53232.62	2655	24843.34	90	5425.37	1598	1113.45	31233	84614.78
1	AXIS	0	0	0	0	254	4932.31	0	0	254	4932.31
2	BAND	16	19.19	0	0	0	0	0	0	16	19.19
3	HDFC	2926	4526.05	639	6278.69	42	375.6	0	0	3607	11180.34
4	ICICI	25	855.17	9	170.63	0	0	0	0	34	1025.8
5	IDBI	276	1783.63	11	188.33	0	0	0	0	287	1971.96
6	INDUS	22	234.13	25	211.94	0	0	0	0	47	446.07
7	NESFB	6030	1222.14	0	0	0	0	673	446.53	6703	1668.67
8	YES	0	0	1	60.38	0	0	0	0	1	60.38
Priv	Total	9295	8640.31	685	6909.97	296	5307.91	673	446.53	10949	21304.72
1	MRB	11763	9130.7	0	0	0	0	0	0	11763	9130.7
RRB	Total	11763	9130.7	0	0	0	0	0	0	11763	9130.7
1	MSCB	1572	2860.54	0	0	0	0	1	13.19	1573	2873.73
Banks	Total	49520	73864.17	3340	31753.31	386	10733.28	2272	1573.17	55518	117923.93

**Districtwise Progress under MSME (PS) OUTSTANDING Report of Manipur as
on date 30-09-2021 (Excluding NEDFi)**

(Amount in Rs.Lakhs)

Sl No.	Bank Name	Micro O/S		Small O/S		Medium O/S		Other MSME		MSME Total O/S	
		No	Amt	No	Amt	No	Amt	No	Amt	No	Amt
1	BISHNUPUR	3808	4289	119	439.46	19	54.42	248	118.2	4194	4901.08
2	CHANDEL	436	461.88	2	14.7	0	0	76	36.18	514	512.76
3	CHURACHANDPUR	2489	4410.35	215	1133.55	53	160.48	65	75.03	2822	5779.41
4	IMPHALEAST	10416	11233.07	497	5030.56	72	1269.25	89	41.87	11074	17574.75
5	IMPHALWEST	19663	36319.38	1427	21665.96	204	8642.23	1522	1134.82	22816	67762.39
6	JIRIBAM	236	702.46	49	31.92	0	0	0	0	285	734.38
7	KAKCHING	2238	2679.52	368	992.14	1	79.71	42	20.27	2649	3771.64
8	KAMJONG	86	92.47	0	0	0	0	0	0	86	92.47
9	KANGPOKPI	853	2028.98	24	138.83	0	0	17	35.6	894	2203.41
10	NONEY	409	404.8	0	0	0	0	0	0	409	404.8
11	PHERZAWAL	12	20.85	0	0	0	0	1	0.46	13	21.31
12	SENAPATI	1651	2853.37	207	1010.44	1	48.62	22	9.59	1881	3922.02
13	TAMENGLONG	612	627.76	77	97.28	0	0	0	0	689	725.04
14	TENGNOUNPAL	845	821.6	116	103.54	0	0	48	26.87	1009	952.01
15	THOUBAL	4887	5625.75	156	969.17	31	474.6	130	56.25	5204	7125.77
16	UKHRUL	879	1292.93	83	125.76	5	3.97	12	18.03	979	1440.69
Grand	Total	49520	73864.17	3340	31753.31	386	10733.28	2272	1573.17	55518	117923.93

**Bankwise Progress under Other Priority Sector (OPS) OUTSTANDING Report of Manipur as
on date 30-09-2021**

(Amount in Rs. Lakhs)

SI No.	Bank Name	Export		Education PS		Housing PS		Social Infra		Renewable		Other PS		OPS Total O/S	
		No	Amt	No	Amt	No	Amt	No	Amt	No	Amt	No	Amt	No	Amt
1	BOB	0	0	74	196.2	351	4823.94	1	0.37	3	13.5	0	0	429	5034.01
2	BOI	0	0	19	57.9	203	2656.99	0	0	0	0	0	0	222	2714.89
3	BOM	0	0	15	82.7	22	312.3	1	179.6	0	0	235	3.15	273	577.78
4	CAN	0	0	87	289.7	114	948.4	0	0	0	0	6	3.33	207	1241.43
5	CBI	0	0	36	136.87	71	626.13	0	0	0	0	125	359.39	232	1122.39
6	IND	0	0	33	191.91	83	1224.64	1	1.8	0	0	0	0	117	1418.35
7	IOB	0	0	6	84.32	98	973.38	0	0	0	0	192	299.3	296	1357
8	PNB	0	0	177	624.96	1515	12140.29	0	0	0	0	11	0.88	1703	12766.13
9	PSB	0	0	13	75.29	142	1503.19	0	0	0	0	0	0	155	1578.48
10	SBI	0	0	325	1306.69	2904	42857.35	0	0	1	1.53	0	0	3230	44165.57
11	UCO	0	0	24	121.27	421	4308.14	0	0	0	0	0	809.7	445	5239.11
12	UNI	0	0	4	11.09	4	45.41	0	0	0	0	3	0.04	11	56.54
Pub	Total	0	0	813	3178.9	5928	72420.16	3	181.8	4	15.03	572	1475.8	7320	77271.68
1	AXIS	0	0	0	0	3460	3375.58	694	190.1	1682	7205.5	0	0	5836	10771.15
2	BAND	0	0	0	0	0	0	0	0	0	0	16587	4004.9	16587	4004.89
3	HDFC	0	0	4	4.47	813	898.83	0	0	0	0	9280	1545.4	10097	2448.67
4	ICICI	0	0	1	12.93	25	410.3	0	0	0	0	2	0.63	28	423.86
5	IDBI	0	0	25	46.32	142	1827.89	0	0	0	0	0	0	167	1874.21
6	INDUS	0	0	0	0	0	0	0	0	0	0	0	0	0	0
7	NESFB	0	0	0	0	0	0	0	0	0	0	0	0	0	0
8	YES	0	0	0	0	0	0	0	0	0	0	0	0	0	0
Priv	Total	0	0	30	63.72	4440	6512.6	694	190.1	1682	7205.5	25869	5550.9	32715	19522.78
1	MRB	0	0	4	15.15	101	986.29	0	0	0	0	26	10.25	131	1011.69
RRB	Total	0	0	4	15.15	101	986.29	0	0	0	0	26	10.25	131	1011.69
1	MSCB	0	0	7	3.22	79	850.07	0	0	0	0	769	492.61	855	1345.9
Grand	Total	0	0	854	3260.99	10548	80769.12	697	371.9	1686	7220.5	27236	7529.5	41021	99152.05

**Districtwise Progress under Other Priority Sector (OPS) OUTSTANDING Report of Manipur as
on date 30-09-2021**

(Amount in Rs.Lakhs)

SI No.	Bank Name	Export PS		Education PS		Housing PS		Social Infra		Renewable		Other PS		OPS Total O/S	
		No	Amt	No	Amt	No	Amt	No	Amt	No	Amt	No	Amt	No	Amt
1	BISHNUPUR	0	0	21	102.81	414	5103.81	0	0	0	0	2655	1148.8	3090	6355.37
2	CHANDEL	0	0	9	21.38	81	1009.55	0	0	0	0	0	31.2	90	1062.13
3	CHURACHANDPUR	0	0	65	118	817	9367.63	0	0	0	0	332	98.37	1214	9584
4	IMPHALEAST	0	0	119	506.53	2577	13002.3	554	148	789	649.92	6405	1560.6	10444	15867.38
5	IMPHALWEST	0	0	473	1996.4	5347	36253.9	2	180	896	6569	5059	1378.3	11777	46377.63
6	JIRIBAM	0	0	1	0.46	8	76.14	0	0	0	0	2368	647.15	2377	723.75
7	KAKCHING	0	0	55	111.33	352	3493.62	1	1.8	0	0	3371	847.69	3779	4454.44
8	KAMJONG	0	0	0	0	0	0	0	0	0	0	0	0	0	0
9	KANGPOKPI	0	0	6	12.25	45	555.03	0	0	0	0	47	53.33	98	620.61
10	NONEY	0	0	1	6.66	0	0	0	0	0	0	0	0	1	6.66
11	PHERZAWAL	0	0	0	0	0	0	0	0	0	0	0	0	0	0
12	SENAPATI	0	0	61	230.73	336	5495.15	0	0	0	0	60	21.65	457	5747.53
13	TAMENGLONG	0	0	7	12.52	6	76.64	0	0	0	0	0	0	13	89.16
14	TENGNOUNPAL	0	0	3	19.37	73	1037.46	0	0	1	1.53	0	0.25	77	1058.61
15	THOUBAL	0	0	27	106.55	479	5191.42	140	42.12	0	0	6932	1709.4	7578	7049.45
16	UKHRUL	0	0	6	15.96	13	106.48	0	0	0	0	7	32.89	26	155.33
Grand	Total	0	0	854	3261	10548	80769.1	697	371.92	1686	7220.5	27236	7529.5	41021	99152.05

Bank-wise ACP (Priority Sector) OUTSTANDING & NPA Report of Manipur as on date 30-09-2021

(Amount in Rs. Lakhs)

Sl No.	Bank Name	Total Agri (PS) O/S No.	Total Agri (PS) O/S Amt.	Tot Agri (PS) NPA No.	Tot Agri (PS) NPA Amt.	Agri NPA Amt %	Total MSME (PS) O/S No.	Total MSME (PS) O/S Amt.	Tot MSME (PS) NPA No.	Tot MSME (PS) NPA Amt.	MSME NPA Amt %	Total Other PS O/S No.	Total Other PS O/S Amt.	Tot Other (PS) NPA No.	Tot Other (PS) NPA Amt.	OTHER(PS) NPA Amt %	Total PS O/S No.	Total PS O/S Amt.	Total PSA NPA No.	Total PSA NPA Amt.	TOTAL PSA NPA Amt %
1	BOB	6824	4874.92	178	422.93	8.68	4074	12135.72	480	974.26	8.03	429	5034.01	48	252.53	5.02	11327	22044.65	706	1649.72	7.48
2	BOI	666	548.69	160	119.46	21.77	1604	3650.08	299	521.8	14.3	222	2714.89	4	24.75	0.91	2492	6913.66	463	666.01	9.63
3	BOM	1	69	0	0	0	232	971.69	39	54	5.56	273	577.78	0	0	0	506	1618.47	39	54	3.34
4	CAN	1304	1320.24	276	205.64	15.58	1660	3673.6	465	866.27	23.58	207	1241.43	8	52.73	4.25	3171	6235.27	749	1124.64	18.04
5	CBI	888	1196.16	481	646.07	54.01	2104	5950.42	978	2058.67	34.6	232	1122.39	99	192.01	17.11	3224	8268.97	1558	2896.75	35.03
6	IND	500	508.36	92	97.53	19.19	1230	3402.39	331	493.61	14.51	117	1418.35	2	6.31	0.44	1847	5329.1	425	597.45	11.21
7	IOB	229	282.32	40	79.64	28.21	434	1947.8	68	111.2	5.71	296	1357	23	63.3	4.66	959	3587.12	131	254.14	7.08
8	PNB	12378	11691.64	10566	7045.68	60.26	6539	16893.82	2504	5510.39	32.62	1703	12766.13	102	403.69	3.16	20620	41351.59	13172	12959.76	31.34
9	PSB	94	177.69	50	71.59	40.29	904	2789.08	366	676.7	24.26	155	1578.48	17	77.79	4.93	1153	4545.25	433	826.08	18.17
10	SBI	2798	3147.68	1196	760.77	24.17	8796	27443.03	2515	3480.91	12.68	3230	44165.57	24	101.34	0.23	14824	74756.28	3735	4343.02	5.81
11	UCO	1782	2011.79	757	941.26	46.79	3485	5339.67	1287	1846.83	34.59	445	5239.11	244	176.52	3.37	5712	12590.57	2288	2964.61	23.55
12	UNI	21	37.2	0	0	0	171	417.48	12	8.05	1.93	11	56.54	3	0.04	0.07	203	511.22	15	8.09	1.58
Pub	Total	27485	25865.69	13796	10390.57	40.17	31233	84614.78	9344	16602.69	19.62	7320	77271.68	574	1351.01	1.75	66038	187752.2	23714	28344.27	15.1
1	AXIS	9645	14133.33	1	0.36	0	254	4932.31	0	0	0	5836	10771.15	12	19.84	0.18	15735	29836.79	13	20.2	0.07
2	BAND	3450	1118.46	951	257.16	22.99	16	19.19	0	0	0	16587	4004.89	0	0	0	20053	5142.54	951	257.16	5
3	HDFC	907	1598.78	208	127.11	7.95	3607	11180.34	833	846.24	7.57	10097	2448.67	2549	330.05	13.48	14611	15227.79	3590	1303.4	8.56
4	ICICI	395	394.23	0	0	0	34	1025.8	2	31.77	3.1	28	423.86	1	15.51	3.66	457	1843.89	3	47.28	2.56
5	IDBI	188	138.89	1	0	0	287	1971.96	35	142.35	7.22	167	1874.21	1	14.82	0.79	642	3985.06	37	157.17	3.94
6	INDUS	1	1.03	0	0	0	47	446.07	0	0	0	0	0	0	0	0	48	447.1	0	0	0
7	NESFB	158	76.66	36	4.33	5.65	6703	1668.67	1888	221.08	13.25	0	0	0	0	0	6861	1745.33	1924	225.41	12.92
8	YES	0	0	0	0	0	1	60.38	0	0	0	0	0	0	0	0	1	60.38	0	0	0
Priv	Total	14744	17461.38	1197	388.96	2.23	10949	21304.72	2758	1241.44	5.83	32715	19522.78	2563	380.22	1.95	58408	58288.88	6518	2010.62	3.45
1	MRB	14529	7565.16	1475	1098.97	14.53	11763	9130.7	4870	4133.07	45.27	131	1011.69	31	183.38	18.13	26423	17707.55	6376	5415.42	30.58
RRB	Total	14529	7565.16	1475	1098.97	14.53	11763	9130.7	4870	4133.07	45.27	131	1011.69	31	183.38	18.13	26423	17707.55	6376	5415.42	30.58
1	MSCB	4658	9189.6	1597	2364.25	25.73	1573	2873.73	942	1309.07	45.55	855	1345.9	459	438.43	32.58	7086	13409.23	2998	4111.75	30.66
Co-op	Total	4658	9189.6	1597	2364.25	25.73	1573	2873.73	942	1309.07	45.55	855	1345.9	459	438.43	32.58	7086	13409.23	2998	4111.75	30.66
Banks	Total	61416	60081.83	18065	14242.75	23.71	55518	117923.9	17914	23286.27	19.75	41021	99152.05	3627	2353.04	2.37	157955	277157.8	39606	39882.06	14.39
1	RIDF	0	25493.83	0	0	0	0	0	0	0	0	0	0	0	0	0	0	25493.83	0	0	0
Grand	Total	61416	85575.66	18065	14242.75	16.64	55518	117923.9	17914	23286.27	19.75	41021	99152.05	3627	2353.04	2.37	157955	302651.6	39606	39882.06	13.18

Bankwise Progress under Non Priority Sector (NPS) NPA OUTSTANDING Report of Manipur as on date 30-09-2021													
(Amount in Rs. Lakhs)													
SI No.	Bank Name	Agri NPS No	Agri NPS Amt	Education NPS No	Education NPS Amt	Housing NPS No	Housing NPS Amt	Personal Loan No	Personal Loan Amt	Other NPS No	Other NPS Amt	Tot Non Prio Sec NPA No.	Tot Non Prio Sec NPA Amt.
1	BOB	0	0	0	0	0	0	35	42.23	85	165.25	120	207.48
2	BOI	0	0	0	0	0	0	0	0	5	26.84	5	26.84
3	BOM	0	0	0	0	0	0	0	0	0	0	0	0
4	CAN	0	0	0	0	0	0	36	197.61	30	74.19	66	271.8
5	CBI	0	0	0	0	0	0	14	33.6	19	25.58	33	59.18
6	IND	0	0	0	0	0	0	23	72.57	13	0.26	36	72.83
7	IOB	0	0	0	0	0	0	0	0	4	44.36	4	44.36
8	PNB	0	0	3	40.07	19	299.25	256	525.59	460	399.88	738	1264.79
9	PSB	0	0	0	0	0	0	0	0	18	582.73	18	582.73
10	SBI	0	0	0	1.18	2	21.48	1	10.05	822	490.4	825	523.11
11	UCO	0	0	0	0	2	63.69	81	61.64	130	37.81	213	163.14
12	UNI	0	0	0	0	0	0	1	2.08	0	0	1	2.08
Pub	Total	0	0	3	41.25	23	384.42	447	945.37	1586	1847.3	2059	3218.34
1	AXIS	0	0	0	0	0	0	0	0	0	0	0	0
2	BANDHAN	0	0	0	0	0	0	0	0	3077	589.49	3077	589.49
3	HDFC	0	0	0	0	0	0	46	134.81	1682	1308.63	1728	1443.44
4	ICICI	0	0	0	0	5	107.32	154	372.47	457	1498.88	616	1978.67
5	IDBI	0	0	0	0	0	0	4	10.05	1064	506.33	1068	516.38
6	INDUS	0	0	0	0	0	0	0	0	0	0	0	0
7	NESFB	0	0	0	0	0	0	0	0	0	0	0	0
8	YES	0	0	0	0	0	0	0	0	0	0	0	0
Priv	Total	0	0	0	0	5	107.32	204	517.33	6280	3903.33	6489	4527.98
1	MRB	0	0	0	0	0	0	93	87.8	11	7.81	104	95.61
RRB	Total	0	0	0	0	0	0	93	87.8	11	7.81	104	95.61
1	MSCB	0	0	0	0	0	0	262	540.17	565	339.54	827	879.71
Grand	Total	0	0	3	41.25	28	491.74	1006	2090.67	8442	6097.98	9479	8721.64

Bankwise Progress under Non Priority Sector (NPS) OUTSTANDING & NPA Report of Manipur as on date 30-09-2021

(Amount in Rs. Lakhs)

Sl No.	Bank Name	Agri NPS No.	Agri NPS Amt.	Education NPS No.	Education NPS Amt.	Housing NPS No.	Housing NPS Amt.	Personal Loan No.	Personal Loan Amt.	Other NPS No.	Other NPS Amt.	Tot NPS O/S No.	Tot NPS O/S Amt.	Tot Non Prio Sec NPA No.	Tot Non Prio Sec NPA Amt.	NPS NPA Amt.%
1	BOB	0	0	12	250.08	93	2293.58	1813	3100.65	1472	8686.59	3390	14330.9	120	207.48	1.45
2	BOI	0	0	0	0	122	3452.94	311	511.09	257	1295.07	690	5259.1	5	26.84	0.51
3	BOM	0	0	0	0	34	956.5	17	36.55	193	490.26	244	1483.31	0	0	0
4	CAN	0	0	3	10.31	46	964.95	286	667.48	330	1800.13	665	3442.87	66	271.8	7.89
5	CBI	0	0	0	0	3	199.48	148	381.86	249	658.4	400	1239.74	33	59.18	4.77
6	IND	0	0	0	0	79	2236.57	342	1722.41	47	0.3	468	3959.28	36	72.83	1.84
7	IOB	0	0	0	0	88	1165.84	80	237.65	440	863.41	608	2266.9	4	44.36	1.96
8	PNB	0	0	7	91	450	8287.08	10049	26903.46	5092	9181.08	15598	44462.62	738	1264.79	2.84
9	PSB	0	0	0	0	0	0	0	0	0	0	0	0	18	582.73	
10	SBI	0	0	0	217.08	1870	46228.33	43095	218709.76	23609	70035.83	68574	335191	825	523.11	0.16
11	UCO	0	0	0	22.73	52	1319.53	909	1101.76	1721	6961.68	2682	9405.7	213	163.14	1.73
12	UNI	0	0	1	13.6	13	336.99	293	1498.48	55	314.29	362	2163.36	1	2.08	0.1
Pub	Total	0	0	23	604.8	2850	67441.79	57343	254871.15	33465	100287.04	93681	423204.78	2059	3218.34	0.76
1	AXIS	0	0	0	0	0	0	0	0	8634	35804.11	8634	35804.11	0	0	0
2	BAND	0	0	0	0	0	0	0	0	5096	3225.82	5096	3225.82	3077	589.49	18.27
3	HDFC	0	0	0	0	0	0	2899	10212.14	29185	34341.8	32084	44553.94	1728	1443.44	3.24
4	ICICI	0	0	3	63.9	167	3938.82	2755	9009.82	8576	19466.27	11501	32478.81	616	1978.67	6.09
5	IDBI	0	0	0	20.13	16	458.69	208	536.73	1220	903.44	1444	1918.99	1068	516.38	26.91
6	INDUS	0	0	0	0	0	0	0	0	164	3046.66	164	3046.66	0	0	0
7	NESFB	0	0	0	0	0	0	0	0	20	106.1	20	106.1	0	0	0
8	YES	0	0	0	0	0	0	0	0	16	415.63	16	415.63	0	0	0
Priv	Total	0	0	3	84.03	183	4397.51	5862	19758.69	52911	97309.83	58959	121550.06	6489	4527.98	3.73
1	MRB	0	0	0	0	42	560.91	269	253.95	152	412.84	463	1227.7	104	95.61	7.79
RRB	Total	0	0	0	0	42	560.91	269	253.95	152	412.84	463	1227.7	104	95.61	7.79
1	MSCB	0	0	0	0	0	0	609	1506.18	1454	1619.66	2063	3125.84	827	879.71	28.14
Grand	Total	0	0	26	688.83	3075	72400.21	64083	276389.97	87982	199629.37	155166	549108.38	9479	8721.64	1.59

Districtwise Progress under Non Priority Sector (NPS) NPA OUTSTANDING report of Manipur as on date 30-09-2021

(Amount in Rs.Lakhs)

SI No.	District Name	Agri NPS No	Agri NPS Amt	Educatio n NPS No	Educatio n NPS Amt	Housing NPS No	Housing NPS Amt	Personal Loan No	Personal Loan Amt	Other NPS No	Other NPS Amt	Tot Non Prio Sec NPA No.	Tot Non Prio Sec NPA Amt.
1	BISHNUPUR	0	0	0	0	4	68.42	157	272.93	978	1212.02	1139	1553.37
2	CHANDEL	0	0	0	0	0	0	3	3.98	24	46.93	27	50.91
3	CHURACHANDPUR	0	0	1	16.77	5	63.81	79	161.15	381	747.64	466	989.37
4	IMPHALEAST	0	0	0	1.18	1	11.11	46	155.05	1211	606.7	1258	774.04
5	IMPHALWEST	0	0	2	23.3	16	326.4	432	1079.71	3392	2619.35	3842	4048.76
6	JIRIBAM	0	0	0	0	1	3.29	5	6.72	334	69.42	340	79.43
7	KAKCHING	0	0	0	0	0	0	137	122.87	717	172.87	854	295.74
8	KAMJONG	0	0	0	0	0	0	0	0	2	0.07	2	0.07
9	KANGPOKPI	0	0	0	0	0	0	7	11.73	36	22.63	43	34.36
10	NONEY	0	0	0	0	0	0	0	0	1	0.09	1	0.09
11	PHERZAWAL	0	0	0	0	0	0	0	0	1	2.28	1	2.28
12	SENAPATI	0	0	0	0	1	18.71	8	14.37	121	132.68	130	165.76
13	TAMENGLONG	0	0	0	0	0	0	20	33.98	26	8.85	46	42.83
14	TENGNOUNPAL	0	0	0	0	0	0	4	6.48	5	4.62	9	11.1
15	THOUBAL	0	0	0	0	0	0	36	79.33	1135	411.38	1171	490.71
16	UKHRUL	0	0	0	0	0	0	72	142.37	78	40.45	150	182.82
Grand	Total	0	0	3	41.25	28	491.74	1006	2090.67	8442	6097.98	9479	8721.64

Bank wise Priority Sector ACP Target Report of Manipur for the FY-2021-2022

(Amount in Lakhs)

Bank Name	Agriculture Priority		MSME Priority		Other Priority Sector		Total Priority Sector	
	Target no	Target Amt	Target no	Target Amt	Target no	Target Amt	Target no	Target Amt
BOB	2149	1788.72	540	2317.05	338	1465.48	3027	5571.25
BOI	957	952.68	273	826.33	121	758.82	1351	2537.83
BOM	210	292.8	30	115.87	17	64.25	257	472.92
CAN	908	976.67	537	844.15	129	657.4	1574	2478.22
CBI	2318	1820.66	433	1304.08	127	734.67	2878	3859.41
IND	979	948.78	172	922.74	173	767.52	1324	2639.04
IOB	650	854.68	259	745.36	97	497.38	1006	2097.42
PNB	11652	10516.68	2925	6887.87	821	4624.08	14463	26956.2
PSB	1452	922.68	341	1356.06	192	1014.23	1985	3292.97
SBI	24117	22356.71	8212	22408.64	2735	19241.41	35064	64006.76
UCO	6232	5753.27	923	2336.24	274	1493.93	7429	9583.44
UNI	210	292.8	36	126.27	16	64.56	262	483.63
Pub Total	51834	47477.13	14681	40190.66	5040	31383.73	71555	119051.52
AXIS	4649	4026.16	879	2795.18	390	2177.76	5918	8999.1
BANDHAN	543	559.52	962	2848.27	37	139.81	1542	3547.6
HDFC	2752	2271.23	558	1696.9	197	1347.93	3507	5316.06
ICICI	2745	1800.47	318	1191.59	165	851.06	3228	3843.12
IDBI	226	309.65	117	334.69	51	233.88	394	878.22
INDUS	103	148.46	48	156.27	19	83.74	170	388.47
NESFB	212	124.18	30	123.29	30	49.88	272	297.35
YES	80	114.3	54	167.85	20	116.59	154	398.74
Pvt Total	11310	9353.97	2966	9314.04	909	5000.65	15185	23668.66
MRB	8709	5608.33	1208	3004.96	232	1216.51	10149	9829.8
MSCB	2873	2935.21	721	1425.43	172	869.71	3766	5230.35
Grand Total	74726	65374.64	19576	53935.09	6353	38470.6	100655	157780.33

Bank-wise ACP (PS) Performance vis-a-vis Target for Manipur during the FY 2021-2022 upto 30-09-2021

(Amount in Rs. Lakhs)

Sl No.	Bank Name	Agri (PS) Target		Agri (PS) Achieved		Agri(PS) Achv% Amount	Crop Loan Target		Crop Loan Achieved No.		Crop Loan Achv% Amount	MSME (PS) Target		MSME (PS) Achieved		MSME (PS) Achv% Amount
		No	Amt	No	Amt		No	Amt	No	Amt		No	Amt	No	Amt	
1	BOB	2149	1788.72	437	739.3	41.33	1954	1464.32	24	29.76	2.03	540	2317.05	314	1121.84	48.42
2	BOI	957	952.68	717	1580.24	165.87	775	667.22	98	99.82	14.96	273	826.33	336	344	41.63
3	BOM	210	292.8	0	0	0	180	229.52	0	0	0	30	115.87	6	15.9	13.72
4	CAN	908	976.67	111	321.08	32.87	676	619.06	72	163.4	26.39	537	844.15	173	711.63	84.3
5	CBI	2318	1820.66	161	192.94	10.6	2037	1125.7	126	105.79	9.4	433	1304.08	154	1047.44	80.32
6	IND	979	948.78	127	98.58	10.39	857	738.42	120	75.6	10.24	172	922.74	228	990.73	107.37
7	IOB	650	854.68	36	34.88	4.08	524	684.52	31	23.88	3.49	259	745.36	76	383.82	51.49
8	PNB	11652	10516.68	315	908.74	8.64	8527	5484.48	118	90.33	1.65	2925	6887.87	505	1692.72	24.58
9	PSB	1452	922.68	3	4.8	0.52	1275	593.52	0	0	0	341	1356.06	26	87.56	6.46
10	SBI	24117	22356.71	1040	1323.37	5.92	20637	12341.61	889	1033.47	8.37	8212	22408.64	2388	14886.75	66.43
11	UCO	6232	5753.27	244	438.64	7.62	5283	2720.66	137	168.81	6.2	923	2336.24	430	780.29	33.4
12	UNI	210	292.8	1	2.01	0.69	180	229.52	1	2.01	0.88	36	126.27	24	61.9	49.02
Pub	Total	51834	47477.13	3192	5644.58	11.89	42905	26898.55	1616	1792.87	6.67	14681	40190.66	4660	22124.58	55.05
1	AXIS	4649	4026.16	827	1400.71	34.79	4207	2891.48	827	1400.71	48.44	879	2795.18	2	21.2	0.76
2	BANDHAN	543	559.52	69	56.9	10.17	299	256.82	0	0	0	962	2848.27	67	55.85	1.96
3	HDFC	2752	2271.23	217	521.6	22.97	2460	1601.62	191	492.73	30.76	558	1696.9	126	148.76	8.77
4	ICICI	2745	1800.47	63	216.74	12.04	2511	1374.06	3	3.06	0.22	318	1191.59	20	1093.94	91.81
5	IDBI	226	309.65	21	44.24	14.29	194	236.52	12	34.13	14.43	117	334.69	108	665.1	198.72
6	INDUS	103	148.46	0	0	0	80	101.82	0	0	0	48	156.27	11	184.77	118.24
7	NESFB	212	124.18	28	28	22.55	191	92.9	0	0	0	30	123.29	160	75.25	61.03
8	YES	80	114.3	0	0	0	70	91.82	0	0	0	54	167.85	1	60	35.75
Priv	Total	11310	9353.97	1225	2268.19	24.25	10012	6647.04	1033	1930.63	29.04	2966	9314.04	495	2304.87	24.75
1	MRB	8709	5608.33	1606	826.09	14.73	7238	3215.24	1409	560.72	17.44	1208	3004.96	476	1115.49	37.12
RRB	Total	8709	5608.33	1606	826.09	14.73	7238	3215.24	1409	560.72	17.44	1208	3004.96	476	1115.49	37.12
1	MSCB	2873	2935.21	400	2606.03	88.79	2313	1587.42	51	44.79	2.82	721	1425.43	14	62.5	4.38
Grand	Total	74726	65374.64	6423	11344.89	17.35	62468	38348.25	4109	4329.01	11.29	19576	53935.09	5645	25607.44	47.48

Bank-wise ACP (PS) Performance vis-a-vis Target for Manipur during the FY 2021-2022 upto 30-09-2021

(Amount in Rs. Lakhs)

Sl No.	Bank Name	Education (PS) Target		Education (PS) Achieved		Education Loan Achv % Amt	Housing Loan Target		Housing Loan Achieved No.		Housing Loan Achv % Amt	Social Infrastructure (PS) Target		Social Infrastructure (PS) Achieved		Social Infra (PS) Achv % Amt	Renewable Energy (PS) Target		Renewable Energy (PS) Achieved		Renewable Energy (PS) Achv % Amt	Informal Credit (PS) Target		Informal Credit (PS) Achieved		Informal Credit (PS) Achv % Amt	TOTAL TARGET		Total Achieved		Total Achv %
		No	Amt	No	Amt		No	Amt	No	Amt		No	Amt	No	Amt		No	Amt	No	Amt		No	Amt	No	Amt		No	Amt	No	Amt	
		1	BOB	36	221.22	12	32	14.47	106	1006.89	5	50	4.97	48	49.37	0	0	0.00	28	27.00	3	30.25	112.04	120	161.00	0	0	0.00	338	1465.48	20
2	BOI	18	75.74	3	5.27	6.96	74	633.94	20	167	26.27	8	13.53	0	0	0.00	10	11.23	0	0	0.00	11	24.38	0	0	0.00	121	758.82	23	171.79	22.64
3	BOM	2	8.31	0	0	0.00	5	40.85	1	15	36.72	2	2	0	0	0.00	3	2.84	0	0	0.00	5	10.25	0	0	0.00	17	64.25	1	15	23.35
4	CAN	24	66.03	18	22.84	34.59	59	531.65	11	87	16.36	17	19.16	0	0	0.00	17	15.06	0	0	0.00	12	25.5	5	3.16	12.39	129	657.40	34	113	17.19
5	CBI	23	93.2	0	0	0.00	69	578.98	1	3.74	0.65	10	20.19	0	0	0.00	13	15.73	0	0	0.00	12	26.57	0	0	0.00	127	734.67	1	3.74	0.51
6	IND	14	77.91	7	13.02	16.71	73	589.28	2	26.9	4.56	21	24.28	1	0.3	1.24	13	12.14	0	0	0.00	52	63.91	0	0	0.00	173	767.52	10	40.21	5.24
7	IOB	10	52.16	1	30	57.52	25	370.51	7	141	38.06	13	17.16	0	0	0.00	8	9.08	0	0	0.00	41	48.47	0	0	0.00	97	497.38	8	171	34.38
8	PNB	127	613.82	6	7.5	1.22	379	3382.75	36	205	6.06	78	122.63	0	0	0.00	106	136.8	0	0	0.00	131	368.08	9	1.46	0.40	821	4624.08	51	214.11	4.63
9	PSB	21	84.34	2	10.19	12.08	145	880.25	9	186	21.13	6	12	0	0	0.00	8	12.11	0	0	0.00	12	25.53	0	0	0.00	192	1014.23	11	196.19	19.34
10	SBI	338	1749.01	85	100.6	5.75	1440	15861.2	139	598	3.77	236	366.65	0	0	0.00	211	266.91	1	0	0.00	510	997.64	0	0	0.00	2735	19241.41	225	698.5	3.63
11	UCO	42	170.19	0	0	0.00	176	1216.3	37	614	50.47	19	42.19	0	0	0.00	20	26.24	0	0	0.00	17	39.01	0	0	0.00	274	1493.93	37	613.85	41.09
12	UNI	2	8.31	4	5.11	61.49	5	41.89	0	0	0.00	2	2.08	0	0	0.00	2	2.03	0	0	0.00	5	10.25	0	0	0.00	16	64.56	4	5.11	7.92
Pub	Total	657	3220.24	138	226.5	7.03	2556	25134.49	268	2093	8.33	460	691.24	1	0.3	0.04	439	537.17	4	30.25	5.63	928	1800.6	14	4.62	0.26	5040	31383.73	425	2354.75	7.50
1	AXIS	53	286.69	0	0	0.00	205	1657.79	450	643	38.80	30	46.38	70	22.3	48.08	25	36.64	15	6.08	16.59	77	150.26	0	0	0.00	390	2177.76	535	671.62	30.84
2	BANDHAN	5	23.39	0	0	0.00	12	81.06	0	0	0.00	5	9.08	0	0	0.00	8	11.03	0	0	0.00	7	15.25	0	0	0.00	37	139.81	0	0	0.00
3	HDFC	34	145.86	0	0	0.00	105	1096.67	487	542	49.40	18	26.38	0	0	0.00	14	24.74	0	0	0.00	26	54.28	187	75.4	138.82	197	1347.93	674	617.09	45.78
4	ICICI	24	98.77	1	12.94	13.10	104	678.28	1	4.29	0.63	8	13.2	0	0	0.00	12	18.08	0	0	0.00	17	42.73	0	0	0.00	165	851.06	2	17.23	2.02
5	IDBI	8	35.2	2	0.62	1.76	24	169.93	28	133	78.37	4	5.16	0	0	0.00	5	4.08	0	0	0.00	10	19.51	0	0	0.00	51	233.88	30	133.79	57.20
6	INDUS	3	12.36	0	0	0.00	7	56.99	0	0	0.00	2	2.08	0	0	0.00	2	2.06	0	0	0.00	5	10.25	0	0	0.00	19	83.74	0	0	0.00
7	NESFB	4	13.28	0	0	0.00	5	20.21	0	0	0.00	3	3.08	0	0	0.00	3	3.06	0	0	0.00	15	10.25	0	0	0.00	30	49.88	0	0	0.00
8	YES	2	17.67	0	0	0.00	9	83.7	0	0	0.00	2	2.91	0	0	0.00	2	2.06	0	0	0.00	5	10.25	0	0	0.00	20	116.59	0	0	0.00
Priv	Total	133	633.22	3	13.56	2.14	471	3844.63	966	1322	34.40	72	108.27	70	22.3	20.60	71	101.75	15	6.08	5.98	162	312.78	187	75.4	24.09	909	5000.65	1241	1439.73	28.79
1	MRB	47	180.73	0	0	0.00	97	889.7	1	12.5	1.40	39	54.25	0	0	0.00	22	35.08	0	0	0.00	27	56.75	0	0	0.00	232	1216.51	1	12.5	1.03
RRB	Total	47	180.73	0	0	0.00	97	889.7	1	12.5	1.40	39	54.25	0	0	0.00	22	35.08	0	0	0.00	27	56.75	0	0	0.00	232	1216.51	1	12.5	1.03
1	MSCB	32	134.37	0	0	0.00	73	623.88	4	31.3	5.01	15	28.29	0	0	0.00	18	23.19	0	0	0.00	34	59.98	0	0	0.00	172	869.71	4	31.25	3.59
Grand	Total	869	4168.6	141	240.1	5.76	3197	30492.70	1239	3459	11.34	586	882.05	71	22.6	2.56	550	697.19	19	36.33	5.21	1151	2230.1	201	80	3.59	6353	38470.60	1671	3838.23	9.98

Districtwise ACP (PS) Performance vis-a-vis Target Report for Manipur during the FY 2021-2022 upto 30-09-2021

(Amount in Rs.Lakhs)

Sl No.	District Name	Agri (PS) Target		Agri (PS) Achieved		Agri(PS) Achv% Amount	Crop Loan Target		Crop Loan Achieved		Crop Loan Achv% Amount	MSME (PS) Target		MSME (PS) Achieved		MSME (PS) Achv% Amount	Other PS Target		Other PS Achieved		Other PS Achv% Amount	Total (PS) Target		Total (PS) Achieved		Total(PS) Achv% Amount				
		No	Amt	No	Amt		No	Amt	No	Amt		No	Amt	No	Amt		No	Amt	No	Amt		No	Amt	No	Amt		No	Amt	No	Amt
		1	BISHNUPUR	10665	11064		1230	1282.52	11.59	8189		4102	981	900.15	21.94		1864	3245	252	1406.18		43.33	352	1937	25		207.65	10.72	12881	16246
2	CHANDEL	928	3605	28	20.48	0.57	335	335	17	10.93	3.26	131	1310	191	66.48	5.07	93	778	6	45.09	5.8	1152	5693	225	132.05	2.32				
3	CHURACHANDPUR	2592	1330	489	473.21	35.58	2515	1282	413	312.17	24.35	3184	5408	299	1061.16	19.62	606	5195	156	314.08	6.05	6382	11933	944	1848.45	15.49				
4	IMPHALEAST	17436	7465	754	1104.13	14.79	16365	5287	377	380.03	7.19	1602	7719	1060	5259.65	68.14	1025	4830	439	805.96	16.69	20063	20014	2253	7169.74	35.82				
5	IMPHALWEST	9136	13099.5	1256	4809.98	36.72	7664	9822.62	429	936.7	9.54	5384	19513.5	2037	14486	74.24	2559	15499.8	747	1800.86	11.62	17079	48112.78	4040	21096.8	43.85				
6	JIRIBAM	808	750	35	29.15	3.89	389	320	0	0	0	991	2654	65	39.15	1.48	42	134	0	0	0	1841	3538	100	68.3	1.93				
7	KAKCHING	3237	6618	280	332.63	5.03	2775	2745	150	161	5.87	208	1964	368	1248.81	63.59	254	2497.5	21	133.17	5.33	3699	11079.5	669	1714.61	15.48				
8	KAMJONG	391	405	0	0	0	142	142	0	0	0	82	223	10	8.5	3.81	12	20	0	0	0	485	648	10	8.5	1.31				
9	KANGPOKPI	5227	2781.53	173	155.1	5.58	4862	2720	141	91.01	3.35	287	1334	147	222.9	16.71	508	1324	4	13.47	1.02	6022	5439.53	324	391.47	7.2				
10	NONEY	1459	1829	7	11.1	0.61	1259	509	5	2.1	0.41	599	825	23	73.3	8.88	47	112	0	0	0	2105	2766	30	84.4	3.05				
11	PHERZAWAL	50	58	3	3.15	5.43	45	41	3	3.15	7.68	8	24	6	12.85	53.54	4	18	0	0	0	62	100	9	16	16				
12	SENAPATI	3540	4290.63	410	237.95	5.55	3089	4010.63	377	190.49	4.75	823	1784.56	375	525.53	29.45	250	1667.33	32	167.54	10.05	4613	7742.52	817	931.02	12.02				
13	TAMENGLONG	3094	2100	177	669.42	31.88	1409	825	4	3.1	0.38	1251	734	46	124.35	16.94	65	98	6	15.96	16.29	4410	2932	229	809.73	27.62				
14	TENGNUPAL	9121	3128	252	217.15	6.94	8584	2520	211	158.8	6.3	272	1444	229	220.47	15.27	123	379	76	44.91	11.85	9516	4951	557	482.53	9.75				
15	THOUBAL	5643	5830	1262	1887.35	32.37	4025	3105	948	1124.46	36.21	2523	4800	480	758.86	15.81	338	3818	157	289.04	7.57	8504	14448	1899	2935.25	20.32				
16	UKHRUL	1399	1021	67	111.57	10.93	821	582	53	54.92	9.44	367	953	57	93.28	9.79	75	163	1	0.12	0.07	1841	2137	125	204.97	9.59				
Grand	Total	74726	65374.6	6423	11344.9	17.35	62468	38348.3	4109	4329.01	11.29	19576	53935.1	5645	25607.4	47.48	6353	38470.6	1670	3837.85	9.98	100655	157780.3	13738	40790.2	25.85				

Bankwise Progress under ACP DISBURSEMENT AGRI (PS) Report of Manipur during the FY-2021-2022 upto date 30-09-2021

(Amount in Rs. Lakhs)

SI No.	Bank Name	Crop Loan		Forestry and wasteland Dev.		Water Resource		Farm mechanization		Plantation & horticulture		Animal Husbandry		Fishery		Farm Credit Others		Agri. Infrastructure		Ancillary Activities		Tot Agri (PS) Disb	
		No	Amt	No	Amt	No	Amt	No	Amt	No	Amt	No	Amt	No	Amt	No	Amt	No	Amt	No	Amt	No	Amt
1	BOB	24	29.76	0	0	0	0	0	0	0	0	16	28.8	6	14	335	513.08	0	0	56	153.66	437	739.3
2	BOI	98	99.82	0	0	0	0	0	0	0	0	534	1228	33	174.98	0	0	0	0	52	77.48	717	1580.24
3	BOM	0	0	0	0	0	0	0	0	0	0	0	0	0	0	0	0	0	0	0	0	0	0
4	CAN	72	163.4	0	0	0	0	1	6	0	0	0	0	30	144.79	0	0	2	1	6	5.89	111	321.08
5	CBI	126	105.79	0	0	0	0	0	0	0	0	4	8.99	1	22.75	11	37.82	0	0	19	17.59	161	192.94
6	IND	120	75.6	0	0	0	0	0	0	0	0	0	0	0	0	7	22.98	0	0	0	0	127	98.58
7	IOB	31	23.88	0	0	0	0	0	0	0	0	0	0	0	0	0	0	0	0	5	11	36	34.88
8	PNB	118	90.33	0	0	0	0	0	0	0	0	0	0	0	0	14	99.83	9	37.2	178	712.16	319	939.56
9	PSB	0	0	0	0	0	0	0	0	0	0	3	4.8	0	0	0	0	0	0	0	0	3	4.8
10	SBI	889	1033.47	0	0	0	0	0	0	0	0	56	50.96	76	0	17	18.84	0	0	2	220.1	1040	1323.37
11	UCO	137	168.81	0	0	0	0	0	0	0	0	29	107.62	16	41.27	62	120.94	0	0	0	0	244	438.64
12	UNI	1	2.01	0	0	0	0	0	0	0	0	0	0	0	0	0	0	0	0	0	0	1	2.01
Pub	Total	1616	1792.87	0	0	0	0	1	6	0	0	642	1429.1	162	397.79	446	813.49	11	38.2	318	1197.88	3196	5675.4
1	AXIS	827	1400.71	0	0	0	0	0	0	0	0	0	0	0	0	0	0	0	0	0	0	827	1400.71
2	BAND	0	0	0	0	0	0	0	0	0	0	0	0	0	0	67	55.85	0	0	2	1.05	69	56.9
3	HDFC	191	492.73	23	25.89	0	0	0	0	0	0	0	0	0	0	3	2.98	0	0	0	0	217	521.6
4	ICICI	3	3.06	0	0	0	0	60	213.68	0	0	0	0	0	0	0	0	0	0	0	0	63	216.74
5	IDBI	12	34.13	0	0	0	0	0	0	0	0	0	0	0	0	8	9.51	0	0	1	0.61	21	44.25
6	INDUS	0	0	0	0	0	0	0	0	0	0	0	0	0	0	0	0	0	0	0	0	0	0
7	NESFB	0	0	0	0	0	0	0	0	0	0	28	28	0	0	0	0	0	0	0	0	28	28
8	YES	0	0	0	0	0	0	0	0	0	0	0	0	0	0	0	0	0	0	0	0	0	0
Priv	Total	1033	1930.63	23	25.89	0	0	60	213.68	0	0	28	28	0	0	78	68.34	0	0	3	1.66	1225	2268.2
1	MRB	1409	560.72	0	0	0	0	0	0	0	0	98	178.63	0	0	0	0	0	0	99	86.74	1606	826.09
RRB	Total	1409	560.72	0	0	0	0	0	0	0	0	98	178.63	0	0	0	0	0	0	99	86.74	1606	826.09
1	MSCB	51	44.79	0	0	0	0	1	10	0	0	273	229.94	66	313.87	8	7.43	0	0	1	2000	400	2606.03
Grand	Total	4109	4329.01	23	25.89	0	0	62	229.68	0	0	1041	1865.7	228	711.66	532	889.26	11	38.2	421	3286.28	6427	11375.72

Districtwise Progress under ACP DISBURSEMENT(AGRI PS) Report of Manipur during the FY2021-2022 upto date 30-09-2021

(Amount in Rs.Lakhs)

Sl No.	Bank Name	Crop Loan		Forestry and wasteland Dev.		Water Resource		Farm mechanization		Plantation & horticulture		Animal Husbandry		Fishery		Farm Credit Others		Agri. Infrastructure		Ancillary Activities		Tot Agri (PS) Disb	
		No	Amt	No	Amt	No	Amt	No	Amt	No	Amt	No	Amt	No	Amt	No	Amt	No	Amt	No	Amt	No	Amt
1	BISHNUPUR	981	900.15	0	0	0	0	31	131.27	0	0	145	102.29	46	122.9	25	24.35	0	0	2	1.6	1230	1282.52
2	CHANDEL	17	10.93	0	0	0	0	0	0	0	0	5	2.7	0	0	6	6.85	0	0	0	0	28	20.48
3	CHURACHANDPUR	413	312.17	2	3.01	0	0	12	55.6	0	0	24	40.43	0	0	24	53.39	0	0	14	8.61	489	473.21
4	IMPHALEAST	377	380.03	6	6.7	0	0	0	0	0	0	192	208.7	23	103.7	80	106.72	11	38.24	70	293.94	759	1138.06
5	IMPHALWEST	429	936.7	6	6.44	0	0	2	9.26	0	0	398	969.17	49	152.3	255	489.92	0	0	116	2243.1	1255	4806.88
6	JIRIBAM	0	0	0	0	0	0	0	0	0	0	0	0	0	0	35	29.15	0	0	0	0	35	29.15
7	KAKCHING	150	161	0	0	0	0	0	0	0	0	21	34.99	75	98.48	34	38.16	0	0	0	0	280	332.63
8	KAMJONG	0	0	0	0	0	0	0	0	0	0	0	0	0	0	0	0	0	0	0	0	0	0
9	KANGPOKPI	141	91.01	0	0	0	0	1	10	0	0	3	3	2	6	23	38.09	0	0	3	7	173	155.1
10	NONEY	5	2.1	0	0	0	0	0	0	0	0	1	2	0	0	0	0	0	0	1	7	7	11.1
11	PHERZAWAL	3	3.15	0	0	0	0	0	0	0	0	0	0	0	0	0	0	0	0	0	0	3	3.15
12	SENAPATI	377	190.49	0	0	0	0	0	0	0	0	12	13.31	0	0	13	27.5	0	0	8	6.65	410	237.95
13	TAMENGLONG	4	3.1	0	0	0	0	0	0	0	0	0	0	0	0	0	0	0	0	173	666.32	177	669.42
14	TENGNOUNPAL	211	158.8	0	0	0	0	0	0	0	0	9	13.05	0	0	28	39.3	0	0	4	6	252	217.15
15	THOUBAL	948	1124.5	9	9.74	0	0	16	23.55	0	0	224	450.81	33	228.3	3	7.27	0	0	29	43.23	1262	1887.35
16	UKHRUL	53	54.92	0	0	0	0	0	0	0	0	7	25.25	0	0	6	28.56	0	0	1	2.84	67	111.57
Grand	Total	4109	4329	23	25.89	0	0	62	229.68	0	0	1041	1865.7	228	711.7	532	889.26	11	38.24	421	3286.3	6427	11375.72

Bankwise Progress under ACP DISBURSEMENT(MSME) Report of Manipur during the FY-2021-2022 upto date 30-09-2021

(Amount in Rs. Lakhs)

SI No.	Bank Name	Micro TL		Micro WC		Small TL		Small WC		Medium TL		Medium WC		KVIC TL		KVIC WC		Others under MSMEs		Tot MSME (PS) Disb	
		No	Amt.	No	Amt.	No	Amt.	No	Amt.	No	Amt.	No	Amt.	No	Amt.	No	Amt.	No	Amt.	No	Amt.
1	BOB	222	536.27	46	246	3	65	0	0	2	74.25	1	100	19	76.32	0	0	21	24	314	1121.84
2	BOI	334	232	1	9	1	103	0	0	0	0	0	0	0	0	0	0	0	0	336	344
3	BOM	6	15.9	0	0	0	0	0	0	0	0	0	0	0	0	0	0	0	0	6	15.9
4	CAN	115	345.53	37	90	13	275.96	0	0	0	0	0	0	0	0	0	0	8	0.14	173	711.63
5	CBI	59	36.84	72	305.32	6	8.28	17	697	0	0	0	0	0	0	0	0	0	0	154	1047.44
6	IND	205	742.63	0	0	23	248.1	0	0	0	0	0	0	0	0	0	0	0	0	228	990.73
7	IOB	70	203.87	0	0	5	175.2	0	0	0	0	0	0	1	4.75	0	0	0	0	76	383.82
8	PNB	319	326.77	90	400	66	775.95	30	190	0	0	0	0	0	0	0	0	0	0	505	1692.72
9	PSB	10	38.72	16	48.84	0	0	0	0	0	0	0	0	0	0	0	0	0	0	26	87.56
10	SBI	1154	2486.8	387	828.96	254	5496.83	80	1832.28	20	3005.94	7	1001.98	0	0	0	0	486	233.96	2388	14886.75
11	UCO	294	437.72	21	69.4	108	258.74	7	14.43	0	0	0	0	0	0	0	0	0	0	430	780.29
12	UNI	23	47.81	1	14.09	0	0	0	0	0	0	0	0	0	0	0	0	0	0	24	61.9
Pub	Total	2811	5450.86	671	2011.61	479	7407.06	134	2733.71	22	3080.19	8	1101.98	20	81.07	0	0	515	258.1	4660	22124.58
1	AXIS	0	0	0	0	0	0	0	0	2	21.2	0	0	0	0	0	0	0	0	2	21.2
2	BAND	67	55.85	0	0	0	0	0	0	0	0	0	0	0	0	0	0	0	0	67	55.85
3	HDFC	120	38.54	2	55	0	0	4	55.22	0	0	0	0	0	0	0	0	0	0	126	148.76
4	ICICI	0	0	13	822.37	0	0	6	251.57	0	0	1	20	0	0	0	0	0	0	20	1093.94
5	IDBI	15	42.75	88	531.9	1	18.9	2	36.53	0	0	0	0	0	0	2	35.02	0	0	108	665.1
6	INDUS	9	131.27	0	0	2	53.5	0	0	0	0	0	0	0	0	0	0	0	0	11	184.77
7	NESFB	126	53.05	0	0	0	0	0	0	0	0	0	0	0	0	0	0	34	22.2	160	75.25
8	YES	0	0	0	0	0	0	1	60	0	0	0	0	0	0	0	0	0	0	1	60
Priv	Total	337	321.46	103	1409.27	3	72.4	13	403.32	2	21.2	1	20	0	0	2	35.02	34	22.2	495	2304.87
1	MRB	255	259.24	221	856.25	0	0	0	0	0	0	0	0	0	0	0	0	0	0	476	1115.49
RRB	Total	255	259.24	221	856.25	0	0	0	0	0	0	0	0	0	0	0	0	0	0	476	1115.49
1	MSCB	9	19.5	0	0	0	0	0	0	2	8	0	0	0	0	0	0	3	35	14	62.5
Grand	Total	3412	6051.06	995	4277.13	482	7479.46	147	3137.03	26	3109.39	9	1121.98	20	81.07	2	35.02	552	315.3	5645	25607.44

District wise ACP DISBURSEMENT(MSME) report of Manipur during the FY2021-2022 upto date 30-09-2021

(Amount in Rs.Lakhs)

Sl No.	Bank Name	Micro TL		Micro WC		Small TL		Small WC		Medium TL		Medium WC		KVIC TL		KVIC WC		Others under MSMEs		Tot MSME (PS) Disb	
		No	Amt.	No	Amt.	No	Amt.	No	Amt.	No	Amt.	No	Amt.	No	Amt.	No	Amt.	No	Amt.	No	Amt.
1	BISHNUPUR	137	207.55	57	824.57	13	63.36	13	275.5	0	0	1	20	0	0	0	0	31	15.2	252	1406.18
2	CHANDEL	91	24.44	26	4.23	6	5.31	0	0	0	0	0	0	0	0	0	0	68	32.5	191	66.48
3	CHURACHANDPUR	165	435.48	92	361.09	17	175.73	5	74.55	0	0	0	0	3	6.98	0	0	17	7.33	299	1061.16
4	IMPHALEAST	703	829.72	189	678.83	92	2015.9	9	693.21	5	746.81	2	248.94	4	15.35	0	0	56	30.91	1060	5259.65
5	IMPHALWEST	1046	2803.9	330	1815.3	259	4486.6	107	1950.8	19	2354.6	6	853.04	12	53.99	2	35.02	256	132.76	2037	14485.97
6	JIRIBAM	65	39.15	0	0	0	0	0	0	0	0	0	0	0	0	0	0	0	0	65	39.15
7	KAKCHING	269	771.85	19	95.19	38	265.31	6	65.11	0	0	0	0	0	0	0	0	36	51.35	368	1248.81
8	KAMJONG	8	7.5	2	1	0	0	0	0	0	0	0	0	0	0	0	0	0	0	10	8.5
9	KANGPOKPI	115	145.02	24	67.54	1	0.07	0	0.02	0	0	0	0	1	4.75	0	0	6	5.5	147	222.9
10	NONEY	17	21.65	6	51.65	0	0	0	0	0	0	0	0	0	0	0	0	0	0	23	73.3
11	PHERZAWAL	4	9.26	1	3.09	0	0	0	0	0	0	0	0	0	0	0	0	1	0.5	6	12.85
12	SENAPATI	261	230.31	69	71.43	29	164.89	5	53.55	0	0	0	0	0	0	0	0	11	5.35	375	525.53
13	TAMENGLONG	29	45.45	11	15.09	6	63.81	0	0	0	0	0	0	0	0	0	0	0	0	46	124.35
14	TENGNUPAL	137	124.19	45	59.33	4	16.25	0	0	0	0	0	0	0	0	0	0	43	20.7	229	220.47
15	THOUBAL	323	287.42	119	225.19	10	202.25	2	24.3	2	8	0	0	0	0	0	0	24	11.7	480	758.86
16	UKHRUL	42	68.18	5	3.56	7	20.04	0	0	0	0	0	0	0	0	0	0	3	1.5	57	93.28
Grand	Total	3412	6051.1	995	4277.1	482	7479.5	147	3137	26	3109.4	9	1122	20	81.07	2	35.02	552	315.3	5645	25607.44

**Bankwise Progress under ACP DISBURSEMENT(OTHER PS) Report of Manipur during the FY-2021-2022
upto date 30-09-2021**

(Amount in Rs. Lakhs)

SI No.	Bank Name	Export Credit		Education (PS)		Housing (PS)		Social Infrastructure		Renewable Energy		Informal Credit		Total Other PS Disb	
		No	Amt.	No	Amt.	No	Amt.	No	Amt.	No	Amt.	No	Amt.	No	Amt.
1	BOB	0	0	12	32	5	50	0	0	3	30.25	0	0	20	112.25
2	BOI	0	0	3	5.27	20	166.52	0	0	0	0	0	0	23	171.79
3	BOM	0	0	0	0	1	15	0	0	0	0	0	0	1	15
4	CAN	0	0	18	22.84	11	87	0	0	0	0	5	3.16	34	113
5	CBI	0	0	0	0	1	3.74	0	0	0	0	0	0	1	3.74
6	IND	0	0	7	13.02	2	26.89	1	0.3	0	0	0	0	10	40.21
7	IOB	0	0	1	30	7	141	0	0	0	0	0	0	8	171
8	PNB	0	0	6	7.5	36	205.15	0	0	0	0	9	1.46	51	214.11
9	PSB	0	0	2	10.19	9	186	0	0	0	0	0	0	11	196.19
10	SBI	0	0	85	100.6	139	597.9	0	0	1	0	0	0	225	698.5
11	UCO	0	0	0	0	37	613.85	0	0	0	0	0	0	37	613.85
12	UNI	0	0	4	5.11	0	0	0	0	0	0	0	0	4	5.11
Pub	Total	0	0	138	226.53	268	2093.05	1	0.3	4	30.25	14	4.62	425	2354.75
1	AXIS	0	0	0	0	450	643.24	70	22.3	15	6.08	0	0	535	671.62
2	BAND	0	0	0	0	0	0	0	0	0	0	0	0	0	0
3	HDFC	0	0	0	0	487	541.74	0	0	0	0	187	75.35	674	617.09
4	ICICI	0	0	1	12.94	1	4.29	0	0	0	0	0	0	2	17.23
5	IDBI	0	0	2	0.62	28	133.17	0	0	0	0	0	0	30	133.79
6	INDUS	0	0	0	0	0	0	0	0	0	0	0	0	0	0
7	NESFB	0	0	0	0	0	0	0	0	0	0	0	0	0	0
8	YES	0	0	0	0	0	0	0	0	0	0	0	0	0	0
Priv	Total	0	0	3	13.56	966	1322.44	70	22.3	15	6.08	187	75.35	1241	1439.73
1	MRB	0	0	0	0	1	12.5	0	0	0	0	0	0	1	12.5
RRB	Total	0	0	0	0	1	12.5	0	0	0	0	0	0	1	12.5
1	MSCB	0	0	0	0	4	31.25	0	0	0	0	0	0	4	31.25
Grand	Total	0	0	141	240.09	1239	3459.24	71	22.6	19	36.33	201	79.97	1671	3838.23

**District wise ACP DISBURSEMENT(OTHER PS) report of Manipur during the FY2021-2022 upto
date 30-09-2021**

(Amount in Rs.Lakhs)

Sl No.	Bank Name	Export Credit		Education (PS)		Housing (PS)		Social		Renewable		Informal		Total Other PS	
		No	Amt.	No	Amt.	No	Amt.	No	Amt.	No	Amt.	No	Amt.	No	Amt.
1	BISHNUPUR	0	0	2	13.54	23	194.11	0	0	0	0	0	0	25	207.65
2	CHANDEL	0	0	1	0	5	45.09	0	0	0	0	0	0	6	45.09
3	CHURACHANDPUR	0	0	12	6.73	144	307.35	0	0	0	0	0	0	156	314.08
4	IMPHALEAST	0	0	21	30.79	350	746.46	0	0	6	2.49	63	26.61	440	806.35
5	IMPHALWEST	0	0	70	163.31	592	1573.55	0	0	12	33.84	73	30.15	747	1800.85
6	JIRIBAM	0	0	0	0	0	0	0	0	0	0	0	0	0	0
7	KAKCHING	0	0	8	6.87	12	126	1	0.3	0	0	0	0	21	133.17
8	KAMJONG	0	0	0	0	0	0	0	0	0	0	0	0	0	0
9	KANGPOKPI	0	0	1	0.32	3	13.15	0	0	0	0	0	0	4	13.47
10	NONEY	0	0	0	0	0	0	0	0	0	0	0	0	0	0
11	PHERZAWAL	0	0	0	0	0	0	0	0	0	0	0	0	0	0
12	SENAPATI	0	0	18	9.61	14	157.93	0	0	0	0	0	0	32	167.54
13	TAMENGLONG	0	0	4	2.96	2	13	0	0	0	0	0	0	6	15.96
14	TENGNUPAL	0	0	0	0	5	22.61	70	22.3	1	0	0	0	76	44.91
15	THOUBAL	0	0	4	5.96	88	259.87	0	0	0	0	65	23.21	157	289.04
16	UKHRUL	0	0	0	0	1	0.12	0	0	0	0	0	0	1	0.12
Grand	Total	0	0	141	240.09	1239	3459.24	71	22.6	19	36.33	201	79.97	1671	3838.23

Bank wise Non Priority Sector ACP Target Report of Manipur for FY-2021-2022 (Amt in Lakhs)

Bank Name	Agriculture (NPS)		MSME (NPS)		Exp Credit (NPS)		Education (NPS)		Housing (NPS)		Personal Loans under		Others NPS		NPS Total	
	Target no	Target Amt	Target no	Target Amt	Target no	Target Amt	Target no	Target Amt	Target no	Target Amt	Target no	Target Amt	Target no	Target Amt	Target no	Target Amt
BOB	0	0	0	0	0	0	0	0	15	90	102	68	728	1551.49	845	1709.49
BOI	0	0	0	0	0	0	0	0	0	0	11	40	171	525.88	182	565.88
BOM	0	0	0	0	0	0	0	0	0	0	0	0	36	71.4	36	71.4
CAN	0	0	0	0	0	0	0	0	12	35	84	276	164	453.4	260	764.4
CBI	0	0	0	0	0	0	0	0	0	35	21	123	223	657.6	244	815.6
IND	0	0	0	0	0	0	0	0	0	0	41	138	211	472.32	252	610.32
IOB	0	0	0	0	0	0	0	0	0	0	10	5	174	487.04	184	492.04
PNB	0	0	0	0	0	0	0	0	26	300	467	2144	1696	4122.44	2189	6566.44
PSB	0	0	0	0	0	0	0	0	0	0	6	30	255	761.6	261	791.6
SBI	0	0	523	685	0	0	0	0	531	5675	2460	11904	5116	11704.8	8630	29968.8
UCO	0	0	0	0	0	0	0	0	2	450	82	1362	228	873.2	312	2685.2
UNI	0	0	0	0	0	0	0	0	0	0	0	0	36	73.44	36	73.44
Pub Total	0	0	523	685	0	0	0	0	586	6585	3284	16090	9038	21754.61	13431	45114.61
AXIS	0	0	0	0	0	0	0	0	0	90	94	523	959	2215.56	1053	2828.56
BANDHAN	0	0	0	0	0	0	0	0	0	0	20	50	73	220.76	93	270.76
HDFC	0	0	0	0	0	0	0	0	4	80	16	82	461	1188.96	481	1350.96
ICICI	0	0	0	0	0	0	0	0	0	0	15	55	275	735.48	290	790.48
IDBI	0	0	0	0	0	0	0	0	12	45	0	0	136	280.16	148	325.16
INDUS	0	0	0	0	0	0	0	0	0	0	2	10	42	91.6	44	101.6
NESFB	0	0	0	0	0	0	0	0	0	0	2	10	8	27.2	10	37.2
YES	0	0	0	0	0	0	0	0	0	0	0	0	72	146.88	72	146.88
Pvt Total	0	0	0	0	0	0	0	0	16	215	149	730	2026	4906.6	2191	5851.6
MRB	0	0	0	0	0	0	0	0	3	125	67	441	358	1155.12	428	1721.12
MSCB	0	0	0	0	0	0	0	0	6	120	74	320	295	746.2	375	1186.2
Grand Total	0	0	523	685	0	0	0	0	611	7045	3574	17581	11717	28562.53	16425	53873.53

**Bankwise Progress under ACP DISBURSEMENT(NON PRIORITY) Report of Manipur during the FY-2021-2022 upto date
30-09-2021**

(Amount in Rs. Lakhs)

Sl No.	Bank Name	Agriculture (NPS)		MSME (NPS)		Exp Credit (NPS)		Education (NPS)		Housing (NPS)		Personal Loans under NPS		Others NPS		Total ACP (NPS) Disb	
		No	Amt	No	Amt	No	Amt	No	Amt	No	Amt	No	Amt	No	Amt	No	Amt
1	BOB	0	0	0	0	0	0	0	0	0	0	341	385.07	71	617.7	412	1002.77
2	BOI	0	0	0	0	0	0	0	0	2	48.35	42	151.09	21	153.23	65	352.67
3	BOM	0	0	6	15.9	0	0	0	0	2	35	0	0	58	118	66	168.9
4	CAN	0	0	0	0	0	0	1	1.82	11	87.5	74	554.43	818	551.48	904	1195.23
5	CBI	0	0	0	0	0	0	0	0	0	0	26	90.23	70	213.92	96	304.15
6	IND	0	0	0	0	0	0	0	0	7	204.93	93	597.88	0	0	100	802.81
7	IOB	0	0	0	0	0	0	0	0	1	50	14	63.89	101	201.91	116	315.8
8	PNB	0	0	0	0	0	0	0	0	36	663.62	355	2379.23	196	681.95	587	3724.8
9	PSB	0	0	0	0	0	0	0	0	0	0	0	0	31	583.57	31	583.57
10	SBI	0	0	0	0	0	0	0	0	348	3564.44	391	1482.22	5327	17216.7	6066	22263.36
11	UCO	0	0	0	0	0	0	0	0	0	0	145	1185.98	44	134.74	189	1320.72
12	UNI	0	0	0	0	0	0	0	0	5	52.05	31	254.85	13	98.53	49	405.43
Pub	Total	0	0	6	15.9	0	0	1	1.82	412	4705.89	1512	7144.87	6750	20571.73	8681	32440.21
1	AXIS	0	0	0	0	0	0	0	0	0	0	0	0	428	2295.33	428	2295.33
2	BAND	0	0	0	0	0	0	0	0	0	0	0	0	688	826.77	688	826.77
3	HDFC	0	0	0	0	0	0	0	0	0	0	601	2996.46	3851	10467.83	4452	13464.29
4	ICICI	0	0	0	0	0	0	1	18.37	33	936.37	355	2014.25	6080	8443.06	6469	11412.05
5	IDBI	0	0	0	0	0	0	0	0	9	103.75	26	56.14	13	369.62	48	529.51
6	INDUS	0	0	0	0	0	0	0	0	0	0	0	0	81	3211.81	81	3211.81
7	NESFB	0	0	0	0	0	0	0	0	0	0	0	0	5	10.32	5	10.32
8	YES	0	0	0	0	0	0	0	0	0	0	0	0	15	607.23	15	607.23
Priv	Total	0	0	0	0	0	0	1	18.37	42	1040.12	982	5066.85	11161	26231.97	12186	32357.31
1	MRB	0	0	0	0	0	0	0	0	1	29	12	16	16	71.77	29	116.77
RRB	Total	0	0	0	0	0	0	0	0	1	29	12	16	16	71.77	29	116.77
1	MSCB	0	0	0	0	0	0	0	0	0	0	19	143.7	101	150.82	120	294.52
Grand	Total	0	0	6	15.9	0	0	2	20.19	455	5775.01	2525	12371.42	18028	47026.29	21016	65208.81

District wise ACP DISBURSEMENT(NON PS) report of Manipur during the FY2021-2022 upto date 30-09-2021

(Amount in Rs.Lakhs)

Sl No.	Bank Name	Agriculture		MSME		Exp Credit		Education		Housing (NPS)		Personal Loans		Others NPS		Total ACP (NPS)	
		No	Amt	No	Amt	No	Amt	No	Amt	No	Amt	No	Amt	No	Amt	No	Amt
1	BISHNUPUR	0	0	0	0	0	0	1	18.37	45	846.76	386	2234.89	4531	6696.03	4963	9796.05
2	CHANDEL	0	0	0	0	0	0	0	0	6	95.39	13	61.03	146	510.02	165	666.44
3	CHURACHANDPUR	0	0	0	0	0	0	0	0	85	1172.34	264	1198.88	2427	4788.75	2776	7159.97
4	IMPHALEAST	0	0	0	0	0	0	0	0	30	317.26	352	1669.46	2097	5544.16	2479	7530.88
5	IMPHALWEST	0	0	6	15.9	0	0	1	1.82	184	2059.6	970	4407.51	5561	22994.35	6722	29479.18
6	JIRIBAM	0	0	0	0	0	0	0	0	0	0	17	98.51	226	239.72	243	338.23
7	KAKCHING	0	0	0	0	0	0	0	0	27	340	56	315.77	252	568.88	335	1224.65
8	KAMJONG	0	0	0	0	0	0	0	0	0	0	2	1.21	3	1.78	5	2.99
9	KANGPOKPI	0	0	0	0	0	0	0	0	2	43	31	83.58	90	324.55	123	451.13
10	NONEY	0	0	0	0	0	0	0	0	0	0	2	7.14	3	11.14	5	18.28
11	PHERZAWAL	0	0	0	0	0	0	0	0	0	0	1	15	4	17.48	5	32.48
12	SENAPATI	0	0	0	0	0	0	0	0	35	360.95	100	462.83	561	1493.23	696	2317.01
13	TAMENGLONG	0	0	0	0	0	0	0	0	1	1	65	400.06	97	118.92	163	519.98
14	TENGNOUNPAL	0	0	0	0	0	0	0	0	9	129.52	24	77.07	105	295.71	138	502.3
15	THOUBAL	0	0	0	0	0	0	0	0	31	409.19	207	1105.23	1838	3204.17	2076	4718.59
16	UKHRUL	0	0	0	0	0	0	0	0	0	0	35	233.25	87	217.4	122	450.65
Grand	Total	0	0	6	15.9	0	0	2	20.19	455	5775.01	2525	12371.42	18028	47026.29	21016	65208.81

Bankwise Progress under Investment Credit Under Agriculture-Disbursement Report of Manipur during the FY-2021-2022 upto date 30-09-2021

(Amount in Rs.Lakhs)

SI No.	Bank Name	KCCs for AH and Allied Activities		Farm Production		Dairy		Farm Mechanisation		Poultry		fisheries		Godown		Clinic		Other		Total IC- Agri Disb	
		No	Amt	No	Amt	No	Amt	No	Amt	No	Amt	No	Amt	No	Amt	No	Amt	No	Amt	No	Amt
1	BOB	20	14.55	16	23.3	0	0	14	26.58	0	0	20	28.6	6	49.19	0	0	0	0	76	142.26
2	BOI	98	99.82	0	0	52	100.2	0	0	467	1103.48	33	174.98	0	0	0	0	15	24.31	665	1502.76
3	BOM	0	0	0	0	0	0	0	0	0	0	0	0	0	0	0	0	0	0	0	0
4	CAN	0	0	0	0	1	1.2	1	6	11	9.85	30	144.79	0	0	0	0	60	131.36	103	293.2
5	CBI	1	1.38	0	0	0	0	0	0	1	1.38	1	23	0	0	0	0	0	0	3	25.76
6	IND	0	0	0	0	0	0	0	0	0	0	0	0	0	0	0	0	0	0	0	0
7	IOB	0	0	0	0	3	10.02	0	0	6	7.3	0	0	0	0	0	0	5	17.3	14	34.62
8	PNB	1	7	0	0	0	0	2	10.68	1	0.55	4	13.96	0	0	0	0	6	67.62	14	99.81
9	PSB	3	4.8	0	0	0	0	0	0	0	0	0	0	0	0	0	0	0	0	3	4.8
10	SBI	82	51.84	0	0	4	1.26	8	0.79	4	7.08	9	0.51	0	0	0	0	0	0	107	61.48
11	UCO	33	121	0	0	0	0	0	0	32	15.4	17	41.27	0	0	0	0	0	0	82	177.62
12	UNI	0	0	0	0	0	0	0	0	0	0	0	0	0	0	0	0	1	5.29	1	5.29
Pub	Total	238	300.3	16	23.3	60	112.7	25	44.05	522	1145.04	114	427.11	6	49.19	0	0	87	245.88	1068	2347.6
1	AXIS	0	0	0	0	0	0	0	0	0	0	0	0	0	0	0	0	0	0	0	0
2	BANDHAN	0	0	0	0	0	0	0	0	0	0	0	0	0	0	0	0	0	0	0	0
3	HDFC	0	0	0	0	0	0	0	0	0	0	0	0	0	0	0	0	215	520.87	215	520.87
4	ICICI	314	504.1	0	0	13	11.72	0	0	1086	1727.61	318	393.96	0	0	0	0	111	235.75	1842	2873.15
5	IDBI	0	0	0	0	0	0	0	0	0	0	0	0	0	0	0	0	4	12.96	4	12.96
6	INDUS	0	0	0	0	0	0	0	0	0	0	0	0	0	0	0	0	0	0	0	0
7	NESFB	0	0	0	0	0	0	0	0	0	0	0	0	0	0	0	0	0	0	0	0
8	YES	0	0	0	0	0	0	0	0	0	0	0	0	0	0	0	0	0	0	0	0
Priv	Total	314	504.1	0	0	13	11.72	0	0	1086	1727.61	318	393.96	0	0	0	0	330	769.58	2061	3406.98
1	MRB	0	0	0	0	0	0	0	0	0	0	0	0	0	0	0	0	0	0	0	0
RRB	Total	0	0	0	0	0	0	0	0	0	0	0	0	0	0	0	0	0	0	0	0
1	MSCB	51	81.48	0	0	2	5.02	0	0	4	12.4	66	312.87	0	0	0	0	126	67.82	249	479.59
Grand	Total	603	885.9	16	23.3	75	129.4	25	44.05	1612	2885.05	498	1133.94	6	49.19	0	0	543	1083.28	3378	6234.17

**District wise Investment Credit Under Agriculture-Disbursement report of Manipur during the FY2021-2022 upto
date 30-09-2021**

(Amount in Rs.Lakhs)

SI No.	Bank Name	KCCs for AH and Allied Activities		Farm Production		Dairy		Farm Mechanisation		Poultry		fisheries		Godown		Clinic		Other		Total IC- Agri Disb	
		No	Amt	No	Amt	No	Amt	No	Amt	No	Amt	No	Amt	No	Amt	No	Amt	No	Amt	No	Amt
1	BISHNUPUR	283	464.59	0	0	11	8.3	1	0.14	822	1289.8	223	346.63	0	0	0	0	189	199.27	1529	2308.69
2	CHANDEL	6	4.5	0	0	0	0	2	0.2	5	3.09	0	0	0	0	0	0	0	0	13	7.79
3	CHURACHANDPUR	63	85.63	0	0	4	8.44	1	0.5	123	196.14	119	160.87	0	0	0	0	45	93.5	355	545.08
4	IMPHALEAST	43	26.09	5	8	1	0.92	4	4.3	56	114.03	27	113.68	0	0	0	0	104	228.37	240	495.39
5	IMPHALWEST	56	138.09	11	15.34	1	1.2	12	29.69	332	809.53	42	151.64	6	49.19	0	0	108	361.18	568	1555.86
6	JIRIBAM	0	0	0	0	0	0	0	0	0	0	0	0	0	0	0	0	0	0	0	0
7	KAKCHING	17	23.99	0	0	0	0	0	0	12	4.5	31	98.99	0	0	0	0	0	0	60	127.48
8	KAMJONG	0	0	0	0	0	0	0	0	0	0	0	0	0	0	0	0	0	0	0	0
9	KANGPOKPI	4	4.8	0	0	3	10.02	1	0.09	6	7.3	10	13	0	0	0	0	5	17.3	29	52.51
10	NONEY	0	0	0	0	0	0	0	0	0	0	0	0	0	0	0	0	0	0	0	0
11	PHERZAWAL	0	0	0	0	0	0	0	0	0	0	0	0	0	0	0	0	0	0	0	0
12	SENAPATI	30	18.31	0	0	3	0.34	1	2.9	1	3.5	0	0	0	0	0	0	0	0	35	25.05
13	TAMENGLONG	0	0	0	0	0	0	0	0	0	0	0	0	0	0	0	0	5	3.65	5	3.65
14	TENGNUPAL	7	7.29	0	0	0	0	1	0.1	0	0	0	0	0	0	0	0	0	0	8	7.39
15	THOUBAL	91	104.89	0	0	52	100.17	2	6.13	252	456.18	41	234.48	0	0	0	0	84	168.01	522	1069.86
16	UKHRUL	3	7.75	0	0	0	0	0	0	3	1.02	5	14.65	0	0	0	0	3	12	14	35.42
Grand	Total	603	885.93	16	23.34	75	129.39	25	44.05	1612	2885.1	498	1133.9	6	49.19	0	0	543	1083.3	3378	6234.17

Bankwise Progress under Investment Credit Under Agriculture-Outstanding Report of Manipur as on date 30-09-2021

(Amount in Rs. Lakhs)

Sl No.	Bank Name	KCCs for AH and Allied Activities		Farm Production		Dairy		Farm Mechanisation		Poultry		fisheries		Godown		Clinic		Other		Total IC-Agri O/S	
		No	Amt	No	Amt	No	Amt	No	Amt	No	Amt	No	Amt	No	Amt	No	Amt	No	Amt	No	Amt
1	BOB	53	61.57	0	0	91	251.55	0	0	61	147.41	51	206	0	0	0	0	359	792.73	615	1459.26
2	BOI	541	405.02	1	2.33	73	170.98	25	3.38	855	2049.65	83	350.14	0	0	0	0	15	18.53	1593	3000.03
3	BOM	0	0	0	0	0	0	0	0	0	0	0	0	0	0	0	0	0	0	0	0
4	CAN	2	0.71	0	0	19	68.83	10	33.7	54	68.44	35	242.48	0	0	0	0	410	717.77	530	1131.93
5	CBI	1	7.36	0	0	58	171.63	5	0.45	21	29.58	11	55.5	0	0	0	0	0	0	96	264.52
6	IND	0	0	0	0	0	0	0	0	0	0	0	0	1	0.23	0	0	0	0	1	0.23
7	IOB	0	0	0	0	16	30.65	1	6.95	15	7.24	8	12.78	0	0	0	0	13	30.5	53	88.12
8	PNB	6	3.26	0	0	197	146.45	89	79.16	111	104.97	80	133.15	0	0	0	0	718	727.98	1201	1194.97
9	PSB	26	45.99	68	131.7	0	0	0	0	0	0	0	0	0	0	0	0	0	0	94	177.69
10	SBI	157	102.37	0	0	8	19.31	28	114.65	11	38.44	117	234.61	0	0	2	5.25	0	0	323	514.63
11	UCO	237	535.8	0	0	0	0	0	0	41	65.25	36	94.75	0	0	0	0	0	0	314	695.8
12	UNI	0	0	0	0	0	0	0	0	5	1.33	0	0	0	0	0	0	10	29.16	15	30.49
Pub	Total	1023	1162.08	69	134.03	462	859.4	158	238.29	1174	2512.31	421	1329.41	1	0.23	2	5.25	1525	2316.67	4835	8557.67
1	AXIS	0	0	0	0	0	0	0	0	0	0	0	0	0	0	0	0	0	0	0	0
2	BANDHAN	0	0	0	0	0	0	0	0	0	0	0	0	0	0	0	0	0	0	0	0
3	HDFC	0	0	0	0	0	0	84	214.81	0	0	0	0	0	0	0	0	417	1320.05	501	1534.86
4	ICICI	753	1320.21	0	0	57	78.51	0	0	1388	2268.5	460	609.21	0	0	0	0	938	1069.76	3596	5346.19
5	IDBI	0	0	0	0	0	0	0	0	0	0	0	0	0	0	0	0	160	106.21	160	106.21
6	INDUS	0	0	0	0	0	0	0	0	0	0	0	0	0	0	0	0	0	0	0	0
7	NESFB	0	0	0	0	0	0	0	0	0	0	0	0	0	0	0	0	0	0	0	0
8	YES	0	0	0	0	0	0	0	0	0	0	0	0	0	0	0	0	0	0	0	0
Priv	Total	753	1320.21	0	0	57	78.51	84	214.81	1388	2268.5	460	609.21	0	0	0	0	1515	2496.02	4257	6987.26
1	MRB	0	0	0	0	0	0	0	0	0	0	0	0	0	0	0	0	0	0	0	0
RRB	Total	0	0	0	0	0	0	0	0	0	0	0	0	0	0	0	0	0	0	0	0
1	MSCB	1195	746.65	0	0	51	70.13	140	167.37	57	148.13	572	1776.16	0	0	0	0	1357	1514.48	3372	4422.92
Grand	Total	2971	3228.94	69	134.03	570	1008.04	382	620.47	2619	4928.94	1453	3714.78	1	0.23	2	5.25	4397	6327.17	12464	19967.85

District wise Investment Credit Under Agriculture-Outstanding report of Manipur as on date 30-09-2021

(Amount in Rs.Lakhs)

Sl No.	Bank Name	KCCs for AH		Farm		Dairy		Farm		Poultry		fisheries		Godown		Clinic		Other		Total IC-Agri	
		No	Amt	No	Amt	No	Amt	No	Amt	No	Amt	No	Amt	No	Amt	No	Amt	No	Amt	No	Amt
1	BISHNUPUR	794	1297.72	0	0	65	88.29	68	107.43	1073	1829.17	627	1378.92	0	0	0	0	963	1107.92	3590	5809.45
2	CHANDEL	24	28.59	0	0	0	0	3	10.4	5	16.61	0	0	0	0	0	0	0	0	32	55.6
3	CHURACHANDPUR	280	539.78	0	0	187	115	21	21.83	175	260.26	188	272.63	0	0	0	0	451	449.62	1302	1659.12
4	IMPHALEAST	642	330.41	29	64.33	96	280.52	34	96.59	197	289.61	55	250.15	0	0	2	5.25	417	960.59	1472	2277.45
5	IMPHALWEST	539	439.22	40	69.7	92	294.19	69	159.61	669	1711.47	287	917.22	0	0	0	0	1506	2367.63	3202	5959.04
6	JIRIBAM	0	0	0	0	0	0	1	0.1	0	0	0	0	0	0	0	0	3	0.4	4	0.5
7	KAKCHING	44	63.99	0	0	4	3.79	4	10.97	19	26.33	79	157.64	0	0	0	0	16	29.92	166	292.64
8	KAMJONG	0	0	0	0	0	0	0	0	0	0	0	0	0	0	0	0	0	0	0	0
9	KANGPOKPI	13	20.6	0	0	21	40.59	2	10	34	41.69	5	10.27	1	0.23	0	0	82	101.77	158	225.15
10	NONEY	0	0	0	0	0	0	0	0	0	0	0	0	0	0	0	0	0	0	0	0
11	PHERZAWAL	0	0	0	0	0	0	0	0	0	0	0	0	0	0	0	0	0	0	0	0
12	SENAPATI	76	116.08	0	0	5	13.39	2	5.95	6	7.26	1	0.2	0	0	0	0	4	7.57	94	150.45
13	TAMENGLONG	184	92.51	0	0	10	10.08	94	86.52	6	12.56	94	251.91	0	0	0	0	271	285.26	659	738.84
14	TENGNUPAL	18	17.81	0	0	0	0	1	2.19	0	0	0	0	0	0	0	0	15	16.87	34	36.87
15	THOUBAL	350	274.4	0	0	82	152.67	80	108.37	423	722.15	113	459.37	0	0	0	0	469	663.3	1517	2380.26
16	UKHRUL	7	7.83	0	0	8	9.52	3	0.51	12	11.83	4	16.47	0	0	0	0	200	336.32	234	382.48
Grand	Total	2971	3228.94	69	134.03	570	1008.04	382	620.47	2619	4928.94	1453	3714.78	1	0.23	2	5.25	4397	6327.17	12464	19967.9

Bankwise Progress under KISAN CREDIT CARD Report of Manipur during the FY-2021-2022 & O/S as on date 30-09-2021

(Amount in Rs. Lakhs)

Sl No.	Bank Name	KCC issued during quarter (Including renewal)		Total O/S KCC		Number of rupay card Issued		KCC Card activated		KCC for animal husbandary issued during quarter (Including renewal)		AH Total no. of KCC		AH Outstanding amount.		AH Number of rupay card Issued		AH Card activated		KCC for Fishries issued during quarter (including renewal)		Fishery Total no. of KCC		Fishery Outstanding amount.		Fishery Number of rupay card Issued		Fishery Card activated	
		No	Amt	No	Amt	No	Amt	No	Amt	No	Amt	No	Amt	No	Amt	No	Amt	No	Amt	No	Amt	No	Amt	No	Amt	No	Amt	No	Amt
1	BOB	23	21	341	498.4	341	341	20	14.55	65	84.68	65	65	20	28.6	27	58.58	27	27	27	27								
2	BOI	50	35.61	541	324.02	536	520	0	0	0	0	0	0	0	0	0	0	0	0	0	0	0	0	0	0	0	0	0	
3	BOM	0	0	0	0	0	0	0	0	0	0	0	0	0	0	0	0	0	0	0	0	0	0	0	0	0	0	0	
4	CAN	8	4.04	285	162.78	32	26	0	0	2	0.71	1	0	0	0	0	0	0	0	0	0	0	0	0	0	0	0	0	
5	CBI	48	1.15	238	128.34	238	238	1	0.2	1	7.36	1	1	1	1.2	1	1.2	1	1	1	1	1	1	1	1	1	1	1	
6	IND	0	0	476	333.82	174	2	0	0	0	0	0	0	0	0	4	4.1	0	0	0	0	0	0	0	0	0	0	0	
7	IOB	31	23.88	57	130.94	57	57	0	0	0	0	0	0	0	0	0	0	0	0	0	0	0	0	0	0	0	0	0	
8	PNB	60	29.22	9997	5899.54	3212	2247	0	0	0	0	0	0	0	0	1	0.97	0	0	0	0	0	0	0	0	0	0	0	
9	PSB	12	19.27	26	45.99	26	26	2	3.2	3	4.6	3	3	0	0	0	0	0	0	0	0	0	0	0	0	0	0	0	
10	SBI	382	240.51	2250	1122.7	1162	628	56	50.96	156	102.24	16	16	76	0	127	246.4	1	1	1	1	1	1	1	1	1	1	1	
11	UCO	137	169.26	1416	1211.42	985	985	33	120.95	237	535.79	0	0	16	41.27	36	94.77	0	0	0	0	0	0	0	0	0	0	0	
12	UNI	0	0	5	5.13	0	0	0	0	0	0	0	0	0	0	0	0	0	0	0	0	0	0	0	0	0	0	0	
Public	Total	751	543.94	15632	9863.08	6763	5070	112	189.86	464	735.38	86	85	113	71.07	196	406.02	29	29	29	29								
1	AXIS	0	0	12	159.19	9	9	0	0	0	0	0	0	0	0	0	0	0	0	0	0	0	0	0	0	0	0	0	
2	BANDHAN	0	0	0	0	0	0	0	0	0	0	0	0	0	0	0	0	0	0	0	0	0	0	0	0	0	0	0	
3	HDFC	157	373.21	900	1519.77	163	20	0	0	0	0	0	0	0	0	0	0	0	0	0	0	0	0	0	0	0	0	0	
4	ICICI	2	0.07	3	6.22	3	2	0	0	0	0	0	0	0	0	0	0	0	0	0	0	0	0	0	0	0	0	0	
5	IDBI	0	0	1072	519.26	1072	1072	0	0	0	0	0	0	0	0	0	0	0	0	0	0	0	0	0	0	0	0	0	
6	INDUS	0	0	0	0	0	0	0	0	0	0	0	0	0	0	0	0	0	0	0	0	0	0	0	0	0	0	0	
7	NESFB	0	0	0	0	0	0	0	0	0	0	0	0	0	0	0	0	0	0	0	0	0	0	0	0	0	0	0	
8	YES	0	0	0	0	0	0	0	0	0	0	0	0	0	0	0	0	0	0	0	0	0	0	0	0	0	0	0	
Private	Total	159	373.28	1987	2204.44	1247	1103	0	0	0	0	0	0	0	0	0	0	0	0	0	0	0	0	0	0	0	0	0	
1	MRB	4241	1649.06	10291	3935.75	10291	10291	0	0	65	27.85	65	65	0	0	91	38.01	91	91	91	91								
RRB	Total	4241	1649.06	10291	3935.75	10291	10291	0	0	65	27.85	65	65	0	0	91	38.01	91	91	91	91								
1	MSCB	108	89.89	2401	1019.38	2167	2167	119	102.94	1101	660.58	944	944	27	23.15	98	91.65	91	91	91	91								
Grand	Total	5259	2656.17	30311	17022.65	20468	18631	231	292.8	1630	1423.81	1095	1094	140	94.22	385	535.68	211	196	196	196								

District wise progress under KCC report of Manipur during the FY2021-2022 & O/S as on date 30-09-2021

(Amount in Rs.Lakhs)

Sl No.	Bank Name	KCC issued during quarter (Including renewal)		Total O/S KCC		Number of rupay card Issued	KCC Card activated	KCC for animal husbandary issued during quarter (Including renewal)		AH Total no. of KCC	AH Outstanding amount.		AH Number of rupay card Issued	AH Card activated	KCC for Fishries issued during quarter (including renewal)		Fishery Total no. of KCC	Fishery Outstanding amount.		Fishery Number of rupay card Issued	Fishery Card activated
		No	Amt	No	Amt			No	Amt		No	Amt			No	Amt		No	Amt		
1	BISHNUPUR	2056	992.61	5130	2281.84	4782	4776	10	24.11	238	232.32	178	178	41	39.96	191	194.87	131	116		
2	CHANDEL	11	8.23	152	106.44	70	70	6	4.5	24	28.59	0	0	0	0	0	0	0	0		
3	CHURACHANDPUR	232	168.95	1743	1023.37	1437	1079	9	11.4	147	332.57	19	18	1	3	16	53.75	2	2		
4	IMPHALEAST	796	381.29	3056	1614.62	2585	2507	13	12.48	401	212.05	383	383	9	11.2	11	22.76	8	8		
5	IMPHALWEST	491	379.51	12955	8289.04	6606	5514	147	180.98	484	388.01	322	322	19	8.85	57	78	39	39		
6	JIRIBAM	0	0	68	21.54	0	0	0	0	0	0	0	0	0	0	0	0	0	0		
7	KAKCHING	205	86.18	974	406.63	863	816	17	23.99	210	138.96	166	166	60	18.21	95	162.14	18	18		
8	KAMJONG	0	0	3	1.5	0	0	0	0	0	0	0	0	0	0	0	0	0	0		
9	KANGPOKPI	34	25.93	740	515.68	448	349	4	4.8	13	21.32	13	13	10	13	13	22.54	13	13		
10	NONEY	5	2.1	166	98.56	155	155	0	0	0	0	0	0	0	0	0	0	0	0		
11	PHERZAWAL	3	3.15	7	5.58	1	1	0	0	0	0	0	0	0	0	0	0	0	0		
12	SENAPATI	261	118.5	1722	918	687	558	11	9.81	52	26.58	0	0	0	0	1	0.16	0	0		
13	TAMENGLONG	2	1.01	23	4.33	2	2	0	0	0	0	0	0	0	0	0	0	0	0		
14	TENGNUPAL	77	29.41	208	90.2	139	135	6	7.29	18	17.8	4	4	0	0	0	0	0	0		
15	THOUBAL	1014	392.98	2814	1332.68	2441	2418	6	5.79	37	17.89	10	10	0	0	0	0	0	0		
16	UKHRUL	72	66.32	550	312.64	252	251	2	7.65	6	7.72	0	0	0	0	1	1.46	0	0		
Grand	Total	5259	2656.17	30311	17022.65	20468	18631	231	292.8	1630	1423.81	1095	1094	140	94.22	385	535.68	211	196		

Bankwise Progress under FI & KCC Report of Manipur as on date 30-09-2021							District wise progress under FI & KCC report of Manipur as on date 30-09-2021						
SI No.	Bank Name	Inactive CSPs	RuPay card active in PMJDY	First time active RuPay card	Aadhaar Authenticated SB accounts	RuPay card issued in KCC	SI No.	District Name	Inactive CSPs	RuPay card active in PMJDY	First time active RuPay card	Aadhaar Authenticated SB accounts	RuPay card issued in KCC
1	BOB	0	12876	3473	42948	195	1	BISHNUPUR	0	91689	47370	108511	4829
2	BOI	0	5378	22024	26827	541	2	CHANDEL	0	9663	7408	15436	89
3	BOM	0	4125	350	7235	0	3	CHURACHANDPUR	3	67487	49743	107606	1303
4	CAN	1	2494	319	16763	32	4	IMPHALEAST	6	118259	53174	164685	2630
5	CBI	3	23015	0	93256	499	5	IMPHALWEST	1212	156035	124350	322193	3964
6	IND	0	1459	12394	38878	175	6	JIRIBAM	0	27617	47	16	0
7	IOB	0	7724	5893	22731	54	7	KAKCHING	0	55019	27441	53338	851
8	PNB	0	284145	488	14353	333	8	KAMJONG	0	2332	2332	1877	0
9	PSB	0	7958	0	9925	42	9	KANGPOKPI	0	13143	14472	24022	326
10	SBI	6	333509	333509	489889	947	10	NONEY	0	6941	5457	5768	155
11	UCO	0	17032	63	11416	1202	11	PHERZAWAL	0	303	303	398	1
12	UNI	0	3451	0	7861	0	12	SENAPATI	1	50516	33926	50653	773
Public	Total	10	703166	378513	782082	4020	13	TAMENGLONG	1	43552	2144	1049	2
1	AXIS	0	6561	0	27424	9	14	TENGNOUNPAL	0	16729	7743	16553	148
2	BANDHAN	0	0	0	0	0	15	THOUBAL	1	84094	63644	122362	2481
3	HDFC	7	1949	1949	11307	163	16	UKHRUL	0	44251	18339	20968	278
4	ICICI	0	767	149	13076	2	Grand	Total	1224	787630	457893	1015435	17830
5	IDBI	0	0	0	5126	1072							
6	INDUS	6	1181	0	0	0							
7	NESFB	0	0	0	0	0							
8	YES	0	52	0	632	0							
Private	Total	13	10510	2098	57565	1246							
1	MRB	0	71675	61155	154570	10294							
RRB	Total	0	71675	61155	154570	10294							
1	MSCB	1201	2279	16127	21218	2270							
Grand	Total	1224	787630	457893	1015435	17830							

Bankwise Progress under SHG Report of Manipur during the FY-2021-2022 & O/S as on date 30-09-2021

(Amount in Rs. Lakhs)

SI No.	BankName	During the Quarter Savings Linked No	During the Quarter Savings Linked Amount	During the Quarter Credit Linked No	During the Quarter Credit Linked Amount	Current FY Savings Linked No	Current FY Savings Linked Amount	Current FY Credit Linked No	Current FY Credit Linked Amount	SHG O/S No.	SHG O/S Amt.	SHG NPA No.	SHG NPA Amt.	SHG NPA Amt. %
1	BOB	0	3	0	3	0	0	0	0	46	53.51	5	7.7	14.39
2	BOI	21	28	21	28	29	36	29	36	79	53.76	0	0	0
3	BOM	0	0	0	0	0	0	0	0	0	0	0	0	0
4	CAN	15	0.15	11	9.02	16	0.15	11	9.02	16	13.69	0	0	0
5	CBI	0	0	0	0	0	0	0	0	22	22.85	13	16.39	71.73
6	IND	0	0	0	0	26	0.78	2	3.21	2	3.21	0	0	0
7	IOB	6	0.06	6	4	6	0.06	6	4	28	37	0	0	0
8	PNB	26	1.79	12	16.66	82	6.21	12	16.66	326	100.24	255	53.85	53.72
9	PSB	8	8	8	7.94	8	8	8	7.94	8	7.94	0	0	0
10	SBI	2125	76.89	10	21.67	2125	76.89	20	59.11	97	144.73	15	8.47	5.85
11	UCO	15	0.19	0	0	16	0.26	0	0	29	24.71	1	0.99	4.01
12	UNI	0	0	0	0	0	0	0	0	0	0	0	0	0
Pub	Total	2216	118.08	68	90.29	2308	128.35	88	135.94	653	461.64	289	87.4	18.93
1	AXIS	0	0	0	0	0	0	0	0	0	0	0	0	0
2	BAND	0	0	0	0	0	0	0	0	0	0	0	0	0
3	HDFC	0	0	0	0	0	0	0	0	0	0	0	0	0
4	ICICI	0	0	0	0	0	0	0	0	0	0	0	0	0
5	IDBI	1	0.27	1	9	1	0.27	1	9	2	15.55	0	0	0
6	INDUS	0	0	0	0	0	0	0	0	0	0	0	0	0
7	NESFB	0	0	0	0	0	0	0	0	0	0	0	0	0
8	YES	0	0	0	0	0	0	0	0	0	0	0	0	0
Priv	Total	1	0.27	1	9	1	0.27	1	9	2	15.55	0	0	0
1	MRB	13	0.2	26	62	18	0.27	34	77.7	1058	888.66	457	303	34.1
RRB	Total	13	0.2	26	62	18	0.27	34	77.7	1058	888.66	457	303	34.1
1	MSCB	50	3.84	54	69.64	232	8.95	54	69.64	325	250.87	10	6.53	2.6
Grand	Total	2280	122.39	149	230.93	2559	137.84	177	292.28	2038	1616.72	756	396.93	24.55

District wise SHG report of Manipur during the FY 2021-2022 & O/S as on date 30-09-2021

(Amount in Rs.Lakhs)

Sl No.	DistrictName	During the Quarter Savings Linked No	During the Quarter Savings Linked Amount	During the Quarter Credit Linked No	During the Quarter Credit Linked Amount	Current FY Savings Linked No	Current FY Savings Linked Amount	Current FY Credit Linked No	Current FY Credit Linked Amount	SHG O/S No.	SHG O/S Amt.	SHG NPA No.	SHG NPA Amt.	SHG NPA Amt. %
1	BISHNUPUR	29	6.03	1	1	30	6.04	1	1	338	244.27	117	62.23	25.48
2	CHANDEL	52	0.84	0	0	55	0.86	0	0	3	1.09	0	0	0
3	CHURACHANDPUR	774	21.59	9	17.86	779	21.65	9	17.86	187	70.97	159	33.47	47.16
4	IMPHALEAST	80	37.1	46	57.22	86	42.17	54	62.22	315	268.5	58	56.43	21.02
5	IMPHALWEST	383	5.33	2	2.67	420	6.77	4	5.88	394	346.27	109	84.15	24.3
6	JIRIBAM	0	0	0	0	0	0	0	0	1	0.32	1	0.32	100
7	KAKCHING	2	0.02	0	0	16	0.37	0	0	54	32.7	30	17.17	52.51
8	KAMJONG	107	4.37	6	14.1	107	4.37	0	0	0	0	0	0	0
9	KANGPOKPI	60	4.26	1	1.5	68	4.47	1	1.5	42	45.12	0	0	0
10	NONEY	11	0.95	0	0	11	0.95	0	0	74	58.07	42	25.5	43.91
11	PHERZAWAL	3	0.05	0	0	3	0.05	0	0	0	0	0	0	0
12	SENAPATI	305	11.71	7	21.29	305	11.71	7	21.29	53	58.34	12	10.1	17.31
13	TAMENGLONG	15	0.91	0	0	15	0.91	0	0	9	3.5	7	0.94	26.86
14	TENGNOUNPAL	104	10.58	6	12	104	10.58	28	75.54	82	153.65	3	0.35	0.23
15	THOUBAL	355	18.65	17	33.65	377	19.27	19	37.35	400	304.78	153	96.47	31.65
16	UKHRUL	0	0	54	69.64	183	7.67	54	69.64	86	29.14	65	9.8	33.63
Grand	Total	2280	122.39	149	230.93	2559	137.84	177	292.28	2038	1616.72	756	396.93	24.55

Bankwise Progress under JLG Report of Manipur during the FY 2021-2022 & O/S as on date 30-09-2021					
(Amount in Rs. Lakhs)					
Sl No.	Bank Name	CY Disbursement No.	CY Disbursement Amt.	Outstanding No.	Outstanding Amt.
1	BOB	0	0	0	0
2	BOI	0	0	0	0
3	BOM	0	0	0	0
4	CAN	0	0	0	0
5	CBI	0	0	4	5.96
6	IND	0	0	0	0
7	IOB	0	0	0	0
8	PNB	0	0	5	9.85
9	PSB	0	0	0	0
10	SBI	0	0	1	0.85
11	UCO	65	55.71	69	44.49
12	UNI	0	0	0	0
Pub	Total	65	55.71	79	61.15
1	AXIS	70	22.3	694	190.12
2	BANDHAN	0	0	0	0
3	HDFC	51	114.63	1248	1613.9
4	ICICI	0	0	0	0
5	IDBI	0	0	0	0
6	INDUS	0	0	0	0
7	NESFB	0	0	5117	787.82
8	YES	0	0	0	0
Priv	Total	121	136.93	7059	2591.84
1	MRB	0	0	41	22.63
RRB	Total	0	0	41	22.63
1	MSCB	251	879.68	1090	1279.66
Grand	Total	437	1072.32	8269	3955.28

District-wise progress under JLG report of Manipur during the FY 2021-2022 & O/S as on date 30-09-2021					
(Amount in Rs.Lakhs)					
Sl No.	District Name	CY Disbursement No.	CY Disbursement Amt.	Outstanding No.	Outstanding Amt.
1	BISHNUPUR	35	126.25	83	251.69
2	CHANDEL	0	0	1	0.85
3	CHURACHANDPUR	4	22.1	43	62.79
4	IMPHALEAST	158	327.81	2830	1478.87
5	IMPHALWEST	155	417.27	4617	1288.24
6	JIRIBAM	0	0	0	0
7	KAKCHING	44	79.73	44	79.73
8	KAMJONG	0	0	0	0
9	KANGPOKPI	0	0	30	29.12
10	NONEY	0	0	0	0
11	PHERZAWAL	0	0	0	0
12	SENAPATI	0	0	9	10.43
13	TAMENGLONG	0	0	0	0
14	TENGNOUNPAL	0	0	0	0
15	THOUBAL	38	98.47	597	725.58
16	UKHRUL	3	0.69	15	27.98
Grand	Total	437	1072.32	8269	3955.28

Bankwise Progress under NRLM Report of Manipur during the FY-2021-2022 & O/S as on date 30-09-2021

(Amount in Rs. Lakhs)

Sl No.	BankName	Current Year Self-Help Group No.	Current Year Self-Help Group Amount	NRLM O/S No.	NRLM O/S Amt.	NRLM Irregular A/C No.	NRLM Irregular A/C Amt.	NRLM NPA No.	NRLM NPA Amt.	NRLM NPA Amt. %
1	BOB	3	3	60	43.71	1	0.03	0	0	0
2	BOI	29	36	79	53.76	0	0	0	0	0
3	BOM	0	0	0	0	0	0	0	0	0
4	CAN	0	0	5	2.14	0	0	0	0	0
5	CBI	0	0	1	1.1	0	0	0	0	0
6	IND	0	0	1	1.95	1	1.95	0	0	0
7	IOB	6	5	7	10.47	0	0	0	0	0
8	PNB	0	0	226	70.01	11	4.8	0	0	0
9	PSB	8	7.94	8	7.94	0	0	8	7.94	100
10	SBI	12	7.5	105	142.52	6	0.07	19	3.19	2.24
11	UCO	48	5	48	50.28	0	0	1	0.99	1.97
12	UNI	0	0	0	0	0	0	0	0	0
Pub	Total	106	64.44	540	383.88	19	6.85	28	12.12	3.16
1	AXIS	0	0	0	0	0	0	0	0	0
2	BANDHAN	0	0	0	0	0	0	0	0	0
3	HDFC	0	0	0	0	0	0	0	0	0
4	ICICI	0	0	0	0	0	0	0	0	0
5	IDBI	0	0	1	6.81	0	0	0	0	0
6	INDUS	0	0	0	0	0	0	0	0	0
7	NESFB	0	0	0	0	0	0	0	0	0
8	YES	0	0	0	0	0	0	0	0	0
Priv	Total	0	0	1	6.81	0	0	0	0	0
1	MRB	70	93.2	802	640.33	0	0	104	52.95	8.27
RRB	Total	70	93.2	802	640.33	0	0	104	52.95	8.27
1	MSCB	0	0	70	36.02	0	0	0	0	0
Grand	Total	176	157.64	1413	1067.04	19	6.85	132	65.07	6.1

District wise progress under NRLM report of Manipur during the FY 2021-2022 & O/S as on date 30-09-2021

(Amount in Rs.Lakhs)

Sl No.	DistrictName	Current Year Self-Help Group No.	Current Year Self-Help Group Amount	NRLM O/S No.	NRLM O/S Amt.	NRLM Irregular A/C No.	NRLM Irregular A/C Amt.	NRLM NPA No.	NRLM NPA Amt.	NRLM NPA Amt. %
1	BISHNUPUR	5	0	42	18.28	0	0	18	3.2	17.51
2	CHANDEL	3	0	3	1.09	0	0	0	0	0
3	CHURACHANDPUR	0	0	168	32.48	1	0.02	13	1.74	5.36
4	IMPHALEAST	109	112.12	670	521.5	12	4.83	60	39.15	7.51
5	IMPHALWEST	6	6.67	79	51.53	1	1.95	16	7.15	13.88
6	JIRIBAM	0	0	0	0	0	0	0	0	0
7	KAKCHING	6	0	9	4.27	0	0	0	0	0
8	KAMJONG	0	0	0	0	0	0	0	0	0
9	KANGPOKPI	1	2.5	7	10.47	0	0	0	0	0
10	NONEY	0	0	0	0	0	0	0	0	0
11	PHERZAWAL	0	0	0	0	0	0	0	0	0
12	SENAPATI	10	0	25	21.86	0	0	1	0.99	4.53
13	TAMENGLONG	0	0	4	0.71	0	0	0	0	0
14	TENGNOUNPAL	21	23.7	164	204.05	5	0.05	1	0.56	0.27
15	THOUBAL	10	7.65	233	190.65	0	0	23	12.28	6.44
16	UKHRUL	5	5	9	10.15	0	0	0	0	0
Grand	Total	176	157.64	1413	1067.04	19	6.85	132	65.07	6.1

Bankwise Progress under NULM Report of Manipur during the FY-2021-2022 & O/S as on date 30-09-2021

(Amount in Rs. Lakhs)

Sl No.	BankName	Sep-I No.	Sep-I Amt	Sep-G No	Sep-G Amt.	Sep-G No. of Beneficiary	SHG No.	SHG Amt	SHG No. of Beneficiary	Women SHG No.	Women SHG Amt.	Women SHG No. of Beneficiary	Total Current Year NULM Disb No.	Total Current Year NULM Disb Amount	NULM O/S No.	NULM O/S Amt.	NULM NPA No.	NULM NPA Amt.	NULM NPA Amt. %
1	BOB	0	0	0	0	0	0	0	0	0	0	0	0	0	0	0	0	0	0
2	BOI	0	0	0	0	0	0	0	0	0	0	0	0	0	0	0	0	0	0
3	BOM	0	0	0	0	0	0	0	0	0	0	0	0	0	0	0	0	0	0
4	CAN	0	0	0	0	0	0	0	0	0	0	0	0	0	2	1.63	1	0.83	50.92
5	CBI	0	0	0	0	0	0	0	0	1	0.08	0	0	0	1	0.9	0	0	0
6	IND	0	0	0	0	0	0	0	0	0	0	0	0	0	2	2.78	1	1.52	54.68
7	IOB	0	0	0	0	0	0	0	0	0	0	0	0	0	0	0	0	0	0
8	PNB	0	0	0	0	0	0	0	0	0	0	0	0	0	93	20.69	79	12.26	59.26
9	PSB	0	0	0	0	0	0	0	0	0	0	0	0	0	8	7.94	0	0	0
10	SBI	0	0	0	0	0	0	0	0	0	0	0	0	0	0	0	0	0	0
11	UCO	0	0	0	0	0	0	0	0	0	0	0	0	0	0	0	0	0	0
12	UNI	0	0	0	0	0	0	0	0	0	0	0	0	0	0	0	0	0	0
Pub	Total	0	0	0	0	0	0	0	0	1	0.08	0	0	0	106	33.94	81	14.61	43.05
1	AXIS	0	0	0	0	0	0	0	0	0	0	0	0	0	3	0.58	0	0	0
2	BAND	0	0	0	0	0	0	0	0	0	0	0	0	0	0	0	0	0	0
3	HDFC	0	0	0	0	0	0	0	0	0	0	0	0	0	0	0	0	0	0
4	ICICI	0	0	0	0	0	0	0	0	0	0	0	0	0	0	0	0	0	0
5	IDBI	0	0	0	0	0	0	0	0	0	0	0	0	0	0	0	0	0	0
6	INDUS	0	0	0	0	0	0	0	0	0	0	0	0	0	0	0	0	0	0
7	NESFB	0	0	0	0	0	0	0	0	0	0	0	0	0	0	0	0	0	0
8	YES	0	0	0	0	0	0	0	0	0	0	0	0	0	0	0	0	0	0
Priv	Total	0	0	0	0	0	0	0	0	0	0	0	0	0	3	0.58	0	0	0
1	MRB	0	0	0	0	0	11	11.2	117	11	11.2	117	11	11.2	189	145.25	30	7.95	5.47
RRB	Total	0	0	0	0	0	11	11.2	117	11	11.2	117	11	11.2	189	145.25	30	7.95	5.47
1	MSCB	0	0	0	0	0	0	0	0	0	0	0	0	0	0	0	0	0	0
Grand	Total	0	0	0	0	0	11	11.2	117	12	11.28	117	11	11.2	298	179.77	111	22.56	12.55

District wise NULM report of Manipur during the FY2021-2022 & O/S as on date 30-09-2021

(Amount in Rs.Lakhs)

Sl No.	DistrictName	Sep-I No.	Sep-I Amt	Sep-G No	Sep-G Amt.	Sep-G No. of Beneficiary	SHG No.	SHG Amt	SHG No. of Beneficiary	Women SHG No.	Women SHG Amt.	Women SHG No. of Beneficiary	Total Current Year NULM Disb No.	Total Current Year NULM Disb Amount	NULM O/S No.	NULM O/S Amt.	NULM NPA No.	NULM NPA Amt.	NULM NPA Amt. %
1	BISHNUPUR	0	0	0	0	0	0	0	0	0	0	0	0	0	4	0.56	4	0.56	100
2	CHANDEL	0	0	0	0	0	0	0	0	0	0	0	0	0	0	0	0	0	0
3	CHURACHANDPUR	0	0	0	0	0	0	0	0	1	0.08	0	0	0	7	2.88	6	1.98	68.75
4	IMPHALEAST	0	0	0	0	0	7	7.2	72	7	7.2	72	7	7.2	5	4.12	0	0	0
5	IMPHALWEST	0	0	0	0	0	0	0	0	0	0	0	0	0	198	152.91	32	10.3	6.74
6	JIRIBAM	0	0	0	0	0	0	0	0	0	0	0	0	0	8	8.84	2	1.46	16.52
7	KAKCHING	0	0	0	0	0	0	0	0	0	0	0	0	0	1	0.33	1	0.33	100
8	KAMJONG	0	0	0	0	0	0	0	0	0	0	0	0	0	0	0	0	0	0
9	KANGPOKPI	0	0	0	0	0	0	0	0	0	0	0	0	0	0	0	0	0	0
10	NONEY	0	0	0	0	0	0	0	0	0	0	0	0	0	0	0	0	0	0
11	PHERZAWAL	0	0	0	0	0	0	0	0	0	0	0	0	0	0	0	0	0	0
12	SENAPATI	0	0	0	0	0	0	0	0	0	0	0	0	0	1	0.77	0	0	0
13	TAMENGLONG	0	0	0	0	0	0	0	0	0	0	0	0	0	4	0.26	3	0.22	84.62
14	TENGNUPAL	0	0	0	0	0	0	0	0	0	0	0	0	0	0	0	0	0	0
15	THOUBAL	0	0	0	0	0	4	4	45	4	4	45	4	4	5	2.11	4	0.96	45.5
16	UKHRUL	0	0	0	0	0	0	0	0	0	0	0	0	0	65	6.99	59	6.75	96.57
Grand	Total	0	0	0	0	0	11	11.2	117	12	11.28	117	11	11.2	298	179.77	111	22.56	12.55

Bankwise POSITION OF NPA UNDER GOVT. SPONSORED SCHEMES Report of Manipur as on date 30-09-2021

(Amount in Rs.Lakhs)

SI No.	Bank Name	NRLM O/S		NRLM Irregular		NRLM NPA		NULM O/S		NULM NPA		PMEGP O/S		PMEGP NPA		SHG O/S		SHG NPA		SUI O/S		SUI NPA	
		No	Amt	No	Amt	No	Amt	No	Amt	No	Amt	No	Amt	No	Amt	No	Amt	No	Amt	No	Amt	No	Amt
1	BOB	60	43.71	1	0.03	0	0	0	0	0	0	221	571.46	26	111.49	46	53.51	5	7.7	16	260.36	2	24.23
2	BOI	79	53.76	0	0	0	0	0	0	0	0	330	865.13	68	109.36	79	53.76	0	0	23	167.29	0	0
3	BOM	0	0	0	0	0	0	0	0	0	0	13	42.61	0	0	0	0	0	0	2	11.22	0	0
4	CAN	5	2.14	0	0	0	0	2	1.63	1	0.83	286	955.02	109	213.66	16	13.69	0	0	5	43.66	0	0
5	CBI	1	1.1	0	0	0	0	1	0.9	0	0	463	1555	244	653.3	22	22.85	13	16.39	1	9.04	0	0
6	IND	1	1.95	1	1.95	0	0	2	2.78	1	1.52	212	667.12	91	201.56	2	3.21	0	0	0	0	0	0
7	IOB	7	10.47	0	0	0	0	0	0	0	0	69	762.7	30	68.65	28	37	0	0	0	0	0	0
8	PNB	226	70.01	11	4.8	0	0	93	20.69	79	12.26	1550	2867.3	759	1223.2	326	100.24	255	53.85	26	353.48	14	268.42
9	PSB	8	7.94	0	0	8	7.94	8	7.94	0	0	310	1186.4	113	323	8	7.94	0	0	20	119.68	0	0
10	SBI	105	142.52	6	0.07	19	3.19	0	0	0	0	1505	2738.8	753	1266.5	97	144.73	15	8.47	61	841.62	8	112.25
11	UCO	48	50.28	0	0	1	0.99	0	0	0	0	808	1320.7	460	983.88	29	24.71	1	0.99	17	283.92	3	71.42
12	UNI	0	0	0	0	0	0	0	0	0	0	11	23.48	0	0	0	0	0	0	0	0	0	0
Pub	Total	540	383.88	19	6.85	28	12.12	106	33.94	81	14.61	5778	13556	2653	5154.6	653	461.64	289	87.4	171	2090.27	27	476.32
1	AXIS	0	0	0	0	0	0	3	0.58	0	0	113	133.44	21	29.14	0	0	0	0	0	0	0	0
2	BANDHAN	0	0	0	0	0	0	0	0	0	0	0	0	0	0	0	0	0	0	0	0	0	0
3	HDFC	0	0	0	0	0	0	0	0	0	0	2	0.54	0	0	0	0	0	0	12	48.96	1	4.69
4	ICICI	0	0	0	0	0	0	0	0	0	0	2	1.98	1	0.26	0	0	0	0	0	0	0	0
5	IDBI	1	6.81	0	0	0	0	0	0	0	0	65	166.24	0	0	2	15.55	0	0	7	43.71	0	0
6	INDUS	0	0	0	0	0	0	0	0	0	0	0	0	0	0	0	0	0	0	0	0	0	0
7	NESFB	0	0	0	0	0	0	0	0	0	0	0	0	0	0	0	0	0	0	0	0	0	0
8	YES	0	0	0	0	0	0	0	0	0	0	0	0	0	0	0	0	0	0	0	0	0	0
Priv	Total	1	6.81	0	0	0	0	3	0.58	0	0	182	302.2	22	29.4	2	15.55	0	0	19	92.67	1	4.69
1	MRB	802	640.33	0	0	104	52.95	189	145.3	30	7.95	0	0	0	0	1058	888.66	457	303	19	193.66	9	117.5
RRB	Total	802	640.33	0	0	104	52.95	189	145.3	30	7.95	0	0	0	0	1058	888.66	457	303	19	193.66	9	117.5
1	MSCB	70	36.02	0	0	0	0	0	0	0	0	0	0	0	0	325	250.87	10	6.53	0	0	0	0
Grand	Total	1413	1067.04	19	6.85	132	65.07	298	179.8	111	22.56	5960	13858	2675	5183.95	2038	1616.72	756	396.93	209	2376.6	37	598.51

Districtwise NPA UNDER GOVT. SPONSORED SCHEMES Report of Manipur as on date 30-09-2021

(Amount in Rs.Lakhs)

Sl No.	Bank Name	NRLM O/S		NRLM		NRLM		NULM O/S		NULM		PMEGP O/S		PMEGP NPA		SHG O/S		SHG NPA		SUI O/S		SUI NPA	
		No	Amt	No	Amt	No	Amt	No	Amt	No	Amt	No	Amt	No	Amt	No	Amt	No	Amt	No	Amt	No	Amt
1	BISHNUPUR	42	18.28	0	0	18	3.2	4	0.56	4	0.56	686	1179.12	377	642.43	338	244.27	117	62.23	0	0	0	0
2	CHANDEL	3	1.09	0	0	0	0	0	0	0	0	218	336.84	120	170.18	3	1.09	0	0	0	0	0	0
3	CHURACHANDPUR	168	32.48	1	0.02	13	1.74	7	2.88	6	1.98	504	944.35	198	272.11	187	70.97	159	33.47	26	351.27	0	0
4	IMPHALEAST	670	521.5	12	4.83	60	39.15	5	4.12	0	0	901	2900.64	343	926.98	315	268.5	58	56.43	35	298.12	3	71.55
5	IMPHALWEST	79	51.53	1	1.95	16	7.15	198	152.91	32	10.3	1051	3655.75	468	1302.94	394	346.27	109	84.15	94	1190.76	31	500.9
6	JIRIBAM	0	0	0	0	0	0	8	8.84	2	1.46	31	56.41	4	9.01	1	0.32	1	0.32	0	0	0	0
7	KAKCHING	9	4.27	0	0	0	0	1	0.33	1	0.33	251	437.28	141	245.08	54	32.7	30	17.17	5	39.19	1	5.25
8	KAMJONG	0	0	0	0	0	0	0	0	0	0	47	77.87	18	26.07	0	0	0	0	0	0	0	0
9	KANGPOKPI	7	10.47	0	0	0	0	0	0	0	0	167	363.46	45	129.28	42	45.12	0	0	0	0	0	0
10	NONEY	0	0	0	0	0	0	0	0	0	0	34	68.54	23	43.49	74	58.07	42	25.5	0	0	0	0
11	PHERZAWAL	0	0	0	0	0	0	0	0	0	0	10	22.46	5	10.81	0	0	0	0	0	0	0	0
12	SENAPATI	25	21.86	0	0	1	0.99	1	0.77	0	0	692	1158.07	367	564.23	53	58.34	12	10.1	28	372.88	1	4.69
13	TAMENGLONG	4	0.71	0	0	0	0	4	0.26	3	0.22	287	347.28	115	113.76	9	3.5	7	0.94	0	0	0	0
14	TENGNUPAL	164	204.05	5	0.05	1	0.56	0	0	0	0	78	113.06	26	32.16	82	153.65	3	0.35	0	0	0	0
15	THOUBAL	233	190.65	0	0	23	12.28	5	2.11	4	0.96	614	1629.74	182	318.91	400	304.78	153	96.47	21	124.38	1	16.16
16	UKHRUL	9	10.15	0	0	0	0	65	6.99	59	6.75	389	566.98	243	376.51	86	29.14	65	9.8	0	0	0	0
Grand	Total	1413	1067.04	19	6.85	132	65.07	298	179.77	111	22.6	5960	13857.85	2675	5183.95	2038	1616.72	756	396.93	209	2376.6	37	598.51

Bankwise Progress under PRADHAN MANTRI MUDRA TOTAL O/S & NPA Report of Manipur as on date 30-09-2021

(Amount in Rs. Lakhs)

Sl No.	District Name	Sishu O/S		Sishu NPA		Kishore O/S		Kishore NPA		Tarun O/S		Tarun NPA		Total MUDRA O/S		Total MUDRA NPA		MUDRA NPA
		No	Amt	No	Amt	No	Amt	No	Amt	No	Amt	No	Amt	No	Amt	No	Amt	
1	BOB	536	137.92	90	27.37	878	1253.73	87	120.75	203	1131.2	15	62.2	1617	2522.85	192	210.32	8.34
2	BOI	143	34.43	22	3.87	429	650.03	38	50.32	119	636.04	10	61.98	691	1320.5	70	116.17	8.8
3	BOM	58	18.5	10	4	12	0	0	0	18	198.2	1	7.2	88	216.7	11	11.2	5.17
4	CAN	412	75.21	113	21.89	623	1226.67	135	307.17	215	1418.75	36	238.32	1250	2720.63	284	567.38	20.85
5	CBI	581	238.56	232	92.06	611	1202.7	133	253.22	150	842.96	26	78.72	1342	2284.22	391	424	18.56
6	IND	477	79.32	151	21.42	493	930.55	97	173.88	121	826.49	23	144.19	1091	1836.36	271	339.49	18.49
7	IOB	41	14.19	0	0	149	577.9	0	0	64	483.12	0	0	254	1075.21	0	0	0
8	PNB	2201	343.85	667	137.15	2652	3208.56	640	850.9	295	1600.69	40	146.73	5148	5153.1	1347	1134.78	22.02
9	PSB	81	17.67	11	0.54	99	142.49	16	0	11	75.46	1	5.28	191	235.62	28	5.82	2.47
10	SBI	7166	2036.76	1875	383.33	2899	3860.37	1280	2091.44	391	2072.11	141	838.95	10456	7969.24	3296	3313.72	41.58
11	UCO	1448	318.35	433	107.08	1526	2048.92	464	689.15	82	527.11	20	137.44	3056	2894.38	917	933.67	32.26
12	UNI	2	0.65	0	0	99	96.6	11	7.96	6	31.66	0	0	107	128.91	11	7.96	6.17
Pub	Total	13146	3315.41	3604	798.71	10470	15198.52	2901	4544.79	1675	9843.79	313	1721.01	25291	28357.72	6818	7064.51	24.91
1	AXIS	959	207.13	0	0	0	0	17	4.26	0	0	0	0	959	207.13	17	4.26	2.06
2	BANDHAN	5067	899.08	945	128.85	2339	1252.28	192	82.42	0	0	0	0	7406	2151.36	1137	211.27	9.82
3	HDFC	9150	1484.39	2529	311.24	1074	499.88	325	155.77	17	58.54	1	3.32	10241	2042.81	2855	470.33	23.02
4	ICICI	146	56.01	2	0.12	28	29.09	2	0.29	39	133.57	8	2.24	213	218.67	12	2.65	1.21
5	IDBI	35	4.87	0	0	204	271.31	19	26.84	50	236.49	4	6.08	289	512.67	23	32.92	6.42
6	INDUS	0	0	0	0	0	0	0	0	0	0	0	0	0	0	0	0	0
7	NESFB	0	0	0	0	0	0	0	0	0	0	0	0	0	0	0	0	0
8	YES	0	0	0	0	0	0	0	0	0	0	0	0	0	0	0	0	0
Priv	Total	15357	2651.48	3476	440.21	3645	2052.56	555	269.58	106	428.6	13	11.64	19108	5132.64	4044	721.43	14.06
1	MRB	8187	2409.03	3809	1381.3	5174	6180.05	1562	1952.02	204	1281.78	74	468.07	13565	9870.86	5445	3801.39	38.51
RRB	Total	8187	2409.03	3809	1381.3	5174	6180.05	1562	1952.02	204	1281.78	74	468.07	13565	9870.86	5445	3801.39	38.51
1	MSCB	0	0	0	0	0	0	0	0	0	0	0	0	0	0	0	0	0
Grand	Total	36690	8375.92	10889	2620.22	19289	23431.13	5018	6766.39	1985	11554.17	400	2200.72	57964	43361.22	16307	11587.33	26.72

District wise PMMY Outstandings-NPA report of Manipur as on date 30-09-2021

(Amount in Rs.Lakhs)

Sl No.	District Name	Sishu O/S		Sishu NPA		Kishore O/S		Kishore NPA		Tarun O/S		Tarun NPA		Total MUDRA O/S		Total MUDRA NPA		MUDRA NPA Amt.%
		No	Amt	No	Amt	No	Amt	No	Amt	No	Amt	No	Amt	No	Amt	No	Amt	
1	BISHNUPUR	2391	656.62	1040	297.42	1626	1992.97	543	634.67	58	408.49	13	86.59	4075	3058.08	1596	1018.68	33.31
2	CHANDEL	239	85.46	54	16.8	269	344.79	136	189.78	10	35.03	7	24.27	518	465.28	197	230.85	49.62
3	CHURACHANDPUR	1553	478.53	434	126.61	1087	1654.23	290	393.85	153	933.13	23	136.44	2793	3065.89	747	656.9	21.43
4	IMPHALEAST	8839	1824.44	2282	470.8	2827	3449.79	548	713.56	428	2406.66	65	297.97	12094	7680.89	2895	1482.33	19.3
5	IMPHALWEST	13326	2941.16	4584	1069.48	5720	6603.85	1407	1932.7	899	5242.11	201	1108.84	19945	14787.12	6192	4111.02	27.8
6	JIRIBAM	1887	332.28	254	42.22	1074	633.16	63	43.18	5	28.43	0	0	2966	993.87	317	85.4	8.59
7	KAKCHING	1623	423.01	508	131.74	1150	1613.82	396	574.78	49	299.02	7	48.81	2822	2335.85	911	755.33	32.34
8	KAMJONG	57	8.77	53	6.43	49	69.82	15	25.72	0	0	0	0	106	78.59	68	32.15	40.91
9	KANGPOKPI	152	42.85	35	9.93	269	510.95	67	123.46	44	299.15	10	71.72	465	852.95	112	205.11	24.05
10	NONEY	145	49.36	90	29.13	413	454.9	122	144.89	2	14.25	0	0	560	518.51	212	174.02	33.56
11	PHERZAWAL	4	1.5	1	0.35	10	14.04	5	10.81	0	0	0	0	14	15.54	6	11.16	71.81
12	SENAPATI	444	94.74	182	36.69	1335	1961.14	587	862.96	102	500.4	15	56.29	1881	2556.28	784	955.94	37.4
13	TAMENGLONG	162	24.6	39	5.89	414	439.3	58	90.22	24	148.62	2	14.08	600	612.52	99	110.19	17.99
14	TENGNUPAL	351	119.18	42	8.46	584	613.32	92	114.28	6	28.18	0	0	941	760.68	134	122.74	16.14
15	THOUBAL	5287	1230.86	1199	343.94	1822	2371.88	444	534.96	158	946.1	35	212.8	7267	4548.84	1678	1091.7	24
16	UKHRUL	230	62.56	92	24.33	640	703.17	245	376.57	47	264.6	22	142.91	917	1030.33	359	543.81	52.78
Grand	Total	36690	8375.92	10889	2620.22	19289	23431.13	5018	6766.39	1985	11554.17	400	2200.72	57964	43361.22	16307	11587.33	26.72

Bankwise Progress under PMMY -Disbursement Report of Manipur during the FY-2021-2022 upto date 30-09-2021

(Amount in Rs. Lakhs)

SI No.	Bank Name	Sishu No.	Sishu Amt.	Kishore No.	Kishore Amt.	Tarun No.	Tarun Amt.	Total MUDRA Disb No.	Total MUDRA Disb Amt.
1	BOB	13	5.74	92	167.06	52	322.85	157	495.65
2	BOI	24	1.95	113	103.71	34	90.62	171	196.28
3	BOM	4	1.95	1	1.95	0	0	5	3.9
4	CAN	34	8.38	66	119.63	35	207.17	135	335.18
5	CBI	108	32.72	133	136.33	43	189.78	284	358.83
6	IND	81	9.33	90	148.62	40	238.49	211	396.44
7	IOB	1	0.5	6	18.68	9	65.5	16	84.68
8	PNB	185	14.44	125	152.76	66	256.3	376	423.5
9	PSB	81	34.15	99	185.81	11	94.65	191	314.61
10	SBI	1804	387.45	993	692.93	140	893.97	2937	1974.35
11	UCO	59	17.15	44	60.38	11	57.62	114	135.15
12	UNI	0	0	4	8.4	0	0	4	8.4
Pub	Total	2394	513.76	1766	1796.26	441	2416.95	4601	4726.97
1	AXIS	0	0	0	0	0	0	0	0
2	BAND	7	3.1	37	36.45	0	0	44	39.55
3	HDFC	146	45.48	2	1.35	0	0	148	46.83
4	ICICI	2	0.55	0	0	0	0	2	0.55
5	IDBI	3	1.1	7	13.25	6	42.78	16	57.13
6	INDUS	0	0	0	0	0	0	0	0
7	NESFB	0	0	0	0	0	0	0	0
8	YES	0	0	0	0	0	0	0	0
Priv	Total	158	50.23	46	51.05	6	42.78	210	144.06
1	MRB	111	37.91	261	407.75	6	43.5	378	489.16
RRB	Total	111	37.91	261	407.75	6	43.5	378	489.16
1	MSCB	0	0	0	0	0	0	0	0
Grand	Total	2663	601.9	2073	2255.06	453	2503.23	5189	5360.19

**District wise PMMY Disbursements report of Manipur during the FY 2021-2022 upto date
30-09-2021**

(Amount in Rs.Lakhs)

Sl No.	District Name	Sishu No	Sishu amt	Kishore no	Kishore Amt	Tarun No	Tarun Amt	Total MUDRA	Total MUDRA
1	BISHNUPUR	109	28.21	125	118.14	12	70.2	246	216.55
2	CHANDEL	78	35.03	93	22.27	0	0	171	57.3
3	CHURACHANDPUR	126	31.74	192	254.19	37	274.57	355	560.5
4	IMPHALEAST	560	128.92	359	487.47	90	422.68	1009	1039.07
5	IMPHALWEST	1046	223.23	429	504.98	187	1061.24	1662	1789.45
6	JIRIBAM	4	1.6	25	24.05	0	0	29	25.65
7	KAKCHING	219	37.31	67	103.24	22	139.76	308	280.31
8	KAMJONG	1	0.01	9	4.56	0	0	10	4.57
9	KANGPOKPI	14	2.7	81	87.79	16	75.32	111	165.81
10	NONEY	2	0.52	17	19.2	1	6.09	20	25.81
11	PHERZAWAL	1	0.5	6	14.63	0	0	7	15.13
12	SENAPATI	113	14.29	322	234.25	37	173.38	472	421.92
13	TAMENGLONG	7	2.24	33	48.49	9	51.89	49	102.62
14	TENGNUUPAL	98	40.62	106	80.85	3	18.82	207	140.29
15	THOUBAL	271	52.04	163	209.13	32	167.7	466	428.87
16	UKHRUL	14	2.94	46	41.82	7	41.58	67	86.34
Grand	Total	2663	601.9	2073	2255.06	453	2503.23	5189	5360.19

Bankwise Progress under SUI Report of Manipur during the FY-2021-2022 & O/S as on date 30-09-2021

(Amount in Rs. Lakhs)

Sl No.	BankName	Current Year No. of Female Account	Current Year Sum of Female Amount	Current Year No. of Male Account to SC	Current Year Sum of Male Amount to SC	Current Year No. of Male Account to ST	Current Year Sum of Male Amount to ST	Total Current Year SUI Disb No.	Total Current Year SUI Disb Amount	SUI O/S No.	SUI O/S Amt.	SUI NPA No.	SUI NPA Amt.	SUI NPA Amt. %
1	BOB	27	74.25	7	97.25	29	32.5	63	204	16	260.36	2	24.23	9.31
2	BOI	0	0	0	0	0	0	0	0	23	167.29	0	0	0
3	BOM	3	14.5	0	0	0	0	3	14.5	2	11.22	0	0	0
4	CAN	2	18.19	0	0	2	21.34	4	39.53	5	43.66	0	0	0
5	CBI	1	9.06	0	0	0	0	1	9.06	1	9.04	0	0	0
6	IND	0	0	0	0	0	0	0	0	0	0	0	0	0
7	IOB	0	0	0	0	0	0	0	0	0	0	0	0	0
8	PNB	0	0	0	0	0	0	0	0	26	353.48	14	268.42	75.94
9	PSB	2	4.5	9	103.07	9	12.11	20	119.68	20	119.68	0	0	0
10	SBI	4	19.62	0	0	0	0	4	19.62	61	841.62	8	112.25	13.34
11	UCO	6	69	0	0	4	40	10	109	17	283.92	3	71.42	25.15
12	UNI	0	0	0	0	0	0	0	0	0	0	0	0	0
Pub	Total	45	209.12	16	200.32	44	105.95	105	515.39	171	2090.27	27	476.32	22.79
1	AXIS	0	0	0	0	0	0	0	0	0	0	0	0	0
2	BAND	0	0	0	0	0	0	0	0	0	0	0	0	0
3	HDFC	0	0	0	0	0	0	0	0	12	48.96	1	4.69	9.58
4	ICICI	0	0	0	0	0	0	0	0	0	0	0	0	0
5	IDBI	2	18	1	15	0	0	3	33	7	43.71	0	0	0
6	INDUS	0	0	0	0	0	0	0	0	0	0	0	0	0
7	NESFB	0	0	0	0	0	0	0	0	0	0	0	0	0
8	YES	0	0	0	0	0	0	0	0	0	0	0	0	0
Priv	Total	2	18	1	15	0	0	3	33	19	92.67	1	4.69	5.06
1	MRB	0	0	0	0	0	0	0	0	19	193.66	9	117.5	60.67
RRB	Total	0	0	0	0	0	0	0	0	19	193.66	9	117.5	60.67
1	MSCB	0	0	0	0	0	0	0	0	0	0	0	0	0
Grand	Total	47	227.12	17	215.32	44	105.95	108	548.39	209	2376.6	37	598.51	25.18

District wise SUI report of Manipur during the FY2021-2022 & O/S as on date 30-09-2021

(Amount in Rs.Lakhs)

Sl No.	DistrictName	Current Year No. of Female Account	Current Year Sum of Female Amount	Current Year No. of Male Account to SC	Current Year Sum of Male Amount to SC	Current Year No. of Male Account to ST	Current Year Sum of Male Amount to ST	Total Current Year SUI Disb No.	Total Current Year SUI Disb Amount	SUI O/S No.	SUI O/S Amt.	SUI NPA No.	SUI NPA Amt.	SUI NPA Amt. %
1	BISHNUPUR	0	0	0	0	0	0	0	0	0	0	0	0	0
2	CHANDEL	0	0	0	0	0	0	0	0	0	0	0	0	0
3	CHURACHANDPUR	8	10	0	0	5	32.55	13	42.55	26	351.27	0	0	0
4	IMPHALEAST	12	52.7	4	3.12	8	29.2	24	85.02	35	298.12	3	71.55	24
5	IMPHALWEST	22	141.15	13	212.2	27	38.8	62	392.15	94	1190.76	31	500.86	42.06
6	JIRIBAM	0	0	0	0	0	0	0	0	0	0	0	0	0
7	KAKCHING	0	0	0	0	0	0	0	0	5	39.19	1	5.25	13.4
8	KAMJONG	0	0	0	0	0	0	0	0	0	0	0	0	0
9	KANGPOKPI	2	3.75	0	0	3	4.25	5	8	0	0	0	0	0
10	NONEY	0	0	0	0	0	0	0	0	0	0	0	0	0
11	PHERZAWAL	0	0	0	0	0	0	0	0	0	0	0	0	0
12	SENAPATI	3	19.52	0	0	0	0	3	19.52	28	372.88	1	4.69	1.26
13	TAMENGLONG	0	0	0	0	0	0	0	0	0	0	0	0	0
14	TENGNUPAL	0	0	0	0	1	1.15	1	1.15	0	0	0	0	0
15	THOUBAL	0	0	0	0	0	0	0	0	21	124.38	1	16.16	12.99
16	UKHRUL	0	0	0	0	0	0	0	0	0	0	0	0	0
Grand	Total	47	227.12	17	215.32	44	105.95	108	548.39	209	2376.6	37	598.51	25.18

Bankwise Progress under PMEGP Report of Manipur during the FY 2021-2022 & O/S as on date 30-09-2021										
(Amount in Rs. Lakhs)										
Sl No.	BankName	CY SANCTION		CY DISBURSED		PMEGP O/S		PMEGP NPA		PMEGP NPA Amt. %
		No	Amt	No	Amt	No	Amt	No	Amt	
1	BOB	5	54.21	30	141.49	221	571.46	26	111.49	19.51
2	BOI	65	47.72	65	5.34	330	865.13	68	109.36	12.64
3	BOM	0	0	0	0	13	42.61	0	0	0
4	CAN	0	0	31	69.94	286	955.02	109	213.66	22.37
5	CBI	7	37.47	7	32.73	463	1554.97	244	653.3	42.01
6	IND	16	68.31	49	132.87	212	667.12	91	201.56	30.21
7	IOB	1	4.75	1	4.75	69	762.7	30	68.65	9
8	PNB	1	4.75	72	178.91	1550	2867.3	759	1223.2	42.66
9	PSB	3	22.51	3	22.51	310	1186.38	113	323	27.23
10	SBI	11	20.52	11	20.52	1505	2738.82	753	1266.45	46.24
11	UCO	0	0	0	0	808	1320.66	460	983.88	74.5
12	UNI	2	9.5	0	0	11	23.48	0	0	0
Pub	Total	111	269.74	269	609.06	5778	13555.65	2653	5154.55	38.03
1	AXIS	13	20.82	13	20.82	113	133.44	21	29.14	21.84
2	BAND	0	0	0	0	0	0	0	0	0
3	HDFC	1	0.6	0	0	2	0.54	0	0	0
4	ICICI	1	0.6	1	0.6	2	1.98	1	0.26	13.13
5	IDBI	20	62.11	20	24.63	65	166.24	0	0	0
6	INDUS	0	0	0	0	0	0	0	0	0
7	NESFB	0	0	0	0	0	0	0	0	0
8	YES	0	0	0	0	0	0	0	0	0
Priv	Total	35	84.13	34	46.05	182	302.2	22	29.4	9.73
1	MRB	0	0	0	0	0	0	0	0	0
RRB	Total	0	0	0	0	0	0	0	0	0
1	MSCB	0	0	0	0	0	0	0	0	0
Grand	Total	146	353.87	303	655.11	5960	13857.85	2675	5183.95	37.41

District-wise progress under PMEGP report of Manipur during the FY 2021-2022 & O/S as on date 30-09-2021

(Amount in Rs.Lakhs)

SI No.	BankName	CY SANCTION		CY DISBURSED		PMEGP O/S		PMEGP NPA		PMEGP NPA Amt. %
		No	Amt	No	Amt	No	Amt	No	Amt	
1	BISHNUPUR	9	10.43	9	10.43	686	1179.12	377	642.43	54.48
2	CHANDEL	0	0	0	0	218	336.84	120	170.18	50.52
3	CHURACHANDPUR	17	41.9	31	59.24	504	944.35	198	272.11	28.81
4	IMPHALEAST	47	108.82	75	170.68	901	2900.64	343	926.98	31.96
5	IMPHALWEST	28	106.94	84	254.52	1051	3655.75	468	1302.94	35.64
6	JIRIBAM	0	0	0	0	31	56.41	4	9.01	15.97
7	KAKCHING	2	7.6	9	21.93	251	437.28	141	245.08	56.05
8	KAMJONG	0	0	0	0	47	77.87	18	26.07	33.48
9	KANGPOKPI	7	30.27	17	52.01	167	363.46	45	129.28	35.57
10	NONEY	0	0	0	0	34	68.54	23	43.49	63.45
11	PHERZAWAL	5	14.25	5	14.25	10	22.46	5	10.81	48.13
12	SENAPATI	6	10.31	10	18.21	692	1158.07	367	564.23	48.72
13	TAMENGLONG	0	0	16	24.4	287	347.28	115	113.76	32.76
14	TENGNUPAL	0	0	0	0	78	113.06	26	32.16	28.45
15	THOUBAL	25	23.35	40	18.93	614	1629.74	182	318.91	19.57
16	UKHRUL	0	0	7	10.51	389	566.98	243	376.51	66.41
Grand	Total	146	353.87	303	655.11	5960	13857.85	2675	5183.95	37.41

**Bankwise Progress under EDUCATION LOAN Report of Manipur during the FY-2021-2022 & O/S as on
date 30-09-2021**

(Rs. In Lakhs)

Sl No.	Bank Name	Sanctioned No	of which girl student Sanctioned No	Sanctioned Amt	of which girl student Sanctioned Amt	Disb. Number	of which girl student Disb No	Disb. Amt	of which girl student Disb Amt	OS No	of which girl student OS No	OS amt	of which girl student OS Amt
1	BOB	3	3	25.7	25.7	23	18	37.1	33.24	86	46	446.27	269.13
2	BOI	0	0	0	0	1	0	3.5	1	19	7	57.9	27.9
3	BOM	1	0	1	0	1	0	1	0	15	9	82.7	52
4	CAN	4	4	5.87	5.87	18	11	22.84	17.7	87	37	300.01	131.35
5	CBI	0	0	0	0	0	0	0	0	36	11	137.31	47.55
6	IND	1	3	0	0	7	3	6.51	4.45	33	19	191.91	126.87
7	IOB	1	0	30	0	1	0	30	0	8	1	48.32	0.04
8	PNB	0	0	0	0	4	2	5.11	3.46	184	73	715.97	302.49
9	PSB	2	2	10.19	10.19	2	2	10.19	10.19	13	5	75.29	20.03
10	SBI	8	2	24.25	4.74	85	44	469.18	280.73	325	148	1513.77	723.16
11	UCO	0	0	0	0	0	0	0	0	23	13	140.98	65.96
12	UNI	0	0	0	0	0	0	0	0	5	3	24.69	19.72
Public	Total	20	14	97.01	46.5	142	80	585.43	350.77	834	372	3735.12	1786.2
1	AXIS	0	0	0	0	0	0	0	0	0	0	0	0
2	BANDHAN	0	0	0	0	0	0	0	0	0	0	0	0
3	HDFC	0	0	0	0	0	0	0	0	4	1	4.47	0.24
4	ICICI	1	1	54	54	1	1	12.94	12.94	1	1	12.93	12.94
5	IDBI	2	2	2.04	2.04	2	2	0.62	0.62	25	22	83.91	68.04
6	INDUS	0	0	0	0	0	0	0	0	0	0	0	0
7	NESFB	0	0	0	0	0	0	0	0	0	0	0	0
8	YES	0	0	0	0	0	0	0	0	0	0	0	0
Private	Total	3	3	56.04	56.04	3	3	13.56	13.56	30	24	101.31	81.22
1	MRB	0	0	0	0	0	0	0	0	4	3	15.15	4.71
RRB	Total	0	0	0	0	0	0	0	0	4	3	15.15	4.71
1	MSCB	0	0	0	0	0	0	0	0	7	7	3.22	3.22
Grand	Total	23	17	153.05	102.54	145	83	598.99	364.33	875	406	3854.8	1875.35

District wise Progress under EDUCATION LOAN report of Manipur during the FY 2021-2022 & O/S as on date 30-09-2021

(Amount in Rs.Lakhs)

Sl No.	District Name	Sanctioned No	of which girl student Sanctioned No	Sanctioned Amt	of which girl student Sanctioned Amt	Disb. Number	of which girl student Disb No	Disb. Amt	of which girl student Disb Amt	OS No	of which girl student OS No	OS amt	of which girl student OS Amt
1	BISHNUPUR	1	1	54	54	2	2	16.6	16.6	19	8	101.65	40.02
2	CHANDEL	0	0	0	0	1	1	2.15	2.15	9	6	21.38	15.77
3	CHURACHANDPUR	3	2	4.01	2.04	10	5	14.06	3.59	66	38	152.23	68.56
4	IMPHALEAST	4	6	13.18	13.18	20	11	113.08	74.92	120	53	592.43	284.53
5	IMPHALWEST	11	5	75.91	27.85	76	45	343.32	211.92	484	216	2370.87	1163.48
6	JIRIBAM	0	0	0	0	0	0	0	0	1	1	0.46	0.46
7	KAKCHING	0	0	0	0	8	3	28.99	10.55	55	18	111.33	32.56
8	KAMJONG	0	0	0	0	0	0	0	0	0	0	0	0
9	KANGPOKPI	0	0	0	0	2	2	3.09	3.09	16	13	93.53	56.1
10	NONEY	0	0	0	0	0	0	0	0	1	1	6.66	6.66
11	PHERZAWAL	0	0	0	0	0	0	0	0	0	0	0	0
12	SENAPATI	1	0	0.48	0	18	10	56.83	36.05	61	33	237.4	118.68
13	TAMENGLONG	2	2	2.35	2.35	4	3	2.96	2.46	7	5	12.52	6.75
14	TENGNUPAL	0	0	0	0	0	0	0	0	3	1	19.37	14.64
15	THOUBAL	1	1	3.12	3.12	4	1	17.91	3	27	11	119.02	61.75
16	UKHRUL	0	0	0	0	0	0	0	0	6	2	15.95	5.39
Grand	Total	23	17	153.05	102.54	145	83	598.99	364.33	875	406	3854.8	1875.35

Bankwise Financing under Overall, Rural & PMAY housing Report of Manipur during the FY-2021-2022 & O/S as on date 30-09-2021

(Amount in Rs.Lakhs)

Sl No.	Bank Name	Housing Loan (PS) O/S No	Housing Loan (PS) O/S Amount	Housing Loan (NPS) O/S No	Housing Loan (NPS) O/S Amount	Rural Housing Loan O/S No	Rural Housing Loan O/S Amount	Housing Loan Eligible under PMAY O/S No	Housing Loan Eligible under PMAY O/S Amount	Current Year Disbursed under PMAY No	Current Year Disbursed under PMAY Amount	PMAY O/S No	PMAY O/S Amount
1	BOB	376	5856.27	20	948.41	0	0	9	65	6	45	9	65
2	BOI	203	2656.99	122	2573.97	53	861.87	0	0	0	0	0	0
3	BOM	22	312.3	34	956.5	21	293.43	20	260	0	0	0	0
4	CAN	114	948.4	46	964.95	0	0	0	0	0	0	0	0
5	CBI	71	626.13	3	199.48	5	85.79	0	0	0	0	0	0
6	IND	87	1153.35	76	2138.39	37	829.25	0	0	0	0	0	0
7	IOB	51	815.06	94	1220.12	2	9.67	0	0	0	0	0	0
8	PNB	1515	12140.29	450	8287.08	135	1529.71	609	8106.71	15	276	609	8106.71
9	PSB	142	1503.19	12	290.35	0	0	44	116.6	0	0	44	116.6
10	SBI	2904	42857.4	777	26616.4	1199	20072.79	10	180.93	2	35.31	10	180.93
11	UCO	432	4308.15	52	1319.54	0	0	0	0	0	0	0	0
12	UNI	4	45.4	13	336.98	0	0	0	0	0	0	0	0
Public	Total	5921	73222.93	1699	45852.17	1452	23682.51	692	8729.24	23	356.31	672	8469.24
1	AXIS	0	4333.43	0	0	0	0	0	0	0	0	0	0
2	BAND	0	0	0	0	0	0	0	0	0	0	0	0
3	HDFC	813	898.84	0	0	164	184.24	0	0	0	0	0	0
4	ICICI	25	410.31	167	3938.82	0	0	0	0	3	42.67	0	0
5	IDBI	24	343.02	11	402.85	123	1838.38	0	0	0	0	0	0
6	INDUS	0	0	0	0	0	0	0	0	0	0	0	0
7	NESFB	0	0	0	0	0	0	0	0	0	0	0	0
8	YES	0	0	0	0	0	0	0	0	0	0	0	0
Private	Total	862	5985.6	178	4341.67	287	2022.62	0	0	3	42.67	0	0
1	MRB	101	986.29	42	560.91	39	461	0	0	0	0	3	20.61
RRB	Total	101	986.29	42	560.91	39	461	0	0	0	0	3	20.61
1	MSCB	79	850.07	0	0	0	0	0	0	0	0	0	0
Grand	Total	6963	81044.89	1919	50754.75	1778	26166.13	692	8729.24	26	398.98	675	8489.85

District wise Financing under Overall, Rural & PMAY housing report of Manipur during the FY 2021-2022 & O/S as on date 30-09-2021

(Amount in Rs.Lakhs)

Sl No.	District Name	Housing Loan (PS) O/S No	Housing Loan (PS) O/S Amount	Housing Loan (NPS) O/S No	Housing Loan (NPS) O/S Amount	Rural Housing Loan O/S No	Rural Housing Loan O/S Amount	Housing Loan Eligible under PMAY O/S No	Housing Loan Eligible under PMAY O/S Amount	Current Year Disbursed under PMAY No	Current Year Disbursed under PMAY Amount	PMAY O/S No	PMAY O/S Amount
1	BISHNUPUR	398	4865.77	170	4045.37	3	44.46	21	201	0	0	21	201
2	CHANDEL	92	1147.48	22	645.69	79	1379.79	0	0	0	0	0	0
3	CHURACHANDPUR	748	8331.08	177	5546.6	345	4059.45	147	1155.03	2	36	147	1155.03
4	IMPHALEAST	846	9745.23	166	4332.34	467	7814.81	152	3157.4	3	92	154	3173
5	IMPHALWEST	3602	41531.97	1065	27533.49	177	2598.93	244	2653.45	15	167.98	225	2398.46
6	JIRIBAM	8	76.14	1	3.29	8	76.14	8	76.14	2	45	8	76.14
7	KAKCHING	358	3497.56	64	1843.84	26	148.6	86	1240	3	38	86	1240
8	KAMJONG	0	0	0	0	0	0	0	0	0	0	0	0
9	KANGPOKPI	157	2556.17	43	1253.79	217	3319.93	0	0	0	0	0	0
10	NONEY	0	0	1	21.02	1	21.02	0	0	0	0	0	0
11	PHERZAWAL	0	0	0	0	0	0	0	0	0	0	0	0
12	SENAPATI	229	3575.47	54	1903.52	375	5429.52	1	12.57	0	0	1	12.57
13	TAMENGLONG	6	76.64	7	133.76	0	0	2	35	0	0	2	35
14	TENGNOUPAL	62	899.52	14	508.94	69	1170.42	8	40	0	0	8	40
15	THOUBAL	444	4635.38	132	2934.53	11	103.06	22	144.65	1	20	22	144.65
16	UKHRUL	13	106.48	3	48.57	0	0	1	14	0	0	1	14
Grand	Total	6963	81044.89	1919	50754.75	1778	26166.13	692	8729.24	26	398.98	675	8489.85

Bankwise Priority Sector LOAN TO WEAKER SECTION O/S Report of Manipur as on date 30-09-2021

(Amount in Rs. Lakhs)

SI No.	Bank Name	Small and Marginal Farmers		Scheduled Castes		Scheduled Tribes		DRI scheme		Self Help Groups		women beneficiaries		Minority communities		PMJDY		Others		Tot Weaker Sec O/S	
		No	Amt	No	Amt	No	Amt	No	Amt	No	Amt	No	Amt	No	Amt	No	Amt	No	Amt	No	Amt
1	BOB	779	452.38	115	650.64	1743	5974.77	0	0	97	84.72	1540	525.34	1217	4340.2	21	0.94	4569	22685.33	10081	34714.32
2	BOI	541	324.02	0	0	224	676.94	0	0	79	53.46	476	759	278	607.68	300	3.57	0	0	1898	2424.67
3	BOM	0	0	0	0	4	15	0	0	0	0	0	0	0	0	232	3.11	0	0	236	18.11
4	CAN	381	593.32	37	131.68	892	1999.48	99	75.03	16	13.69	918	354.25	1411	4392.74	158	15.21	1526	2724.09	5438	10299.49
5	CBI	470	948.56	22	78.47	4	7.64	17	34.4	231	296.34	84	17.13	20	59.39	0	0	28	91.82	876	1533.75
6	IND	492	351.95	161	366.67	245	639.98	1	0.15	2	3.21	0	0	20	63.36	0	0	0	0	921	1425.32
7	IOB	55	101.55	96	222.8	125	281.65	0	0	3	2.5	5	2.5	49	69.32	0	0	80	120.88	413	801.2
8	PNB	21114	25843.79	4	5.96	145	58.38	0	0	0	0	17	4.99	0	0	0	0	95	155.52	21375	26068.64
9	PSB	26	45.99	49	54.27	154	1161	0	0	8	7.94	358	70.07	9	51.17	0	0	20	17.38	624	1407.82
10	SBI	3048	2970.48	673	310.91	69	128.57	1	0.1	42	29.75	3274	1153.12	4816	12820.96	12	1157.77	168	200.79	12103	18772.45
11	UCO	582	147.41	181	171.11	2126	3279.54	0	0	41	44.89	993	333.84	91	341.35	0	0	959	2575.26	4973	6893.4
12	UNI	12	13.58	8	43.29	74	831.01	0	0	0	0	41	6.05	80	911.97	3	0.02	0	0	218	1805.92
Pub	Total	27500	31793.03	1346	2035.8	5805	15053.96	118	109.68	519	536.5	7706	3226.29	7991	23658.14	726	1180.62	7445	28571.07	59156	106165.09
1	AXIS	2967	4914.59	0	0	2	1.84	0	0	0	0	6	1.84	229	166.76	0	0	189	259.37	3393	5344.4
2	BANDHAN	582	125.09	3062	796.58	455	114.58	0	0	0	0	0	0	0	0	0	0	14879	3709.21	18978	4745.46
3	HDFC	248	463.04	8	27.99	111	282.48	0	0	0	0	10198	1892.35	216	524.85	0	0	0	0	10781	3190.71
4	ICICI	1533	2451.66	7	3.09	11	23.13	0	0	0	0	56	28.29	6	29.08	0	0	0	0	1613	2535.25
5	IDBI	90	69.36	0	0	3	40.02	0	0	0	0	10	2.78	378	1950.86	0	0	41	112.24	522	2175.26
6	INDUS	1	1.03	2	10.34	3	32.13	0	0	0	0	11	97.57	9	58.9	0	0	1	1.03	27	201
7	NESFB	0	0	0	0	0	0	0	0	0	0	0	0	0	0	0	0	6152	1160.24	6152	1160.24
8	YES	0	0	0	0	0	0	0	0	0	0	0	0	1	60	0	0	0	0	1	60
Priv	Total	5421	8024.77	3079	838	585	494.18	0	0	0	0	10281	2022.83	839	2790.45	0	0	21262	5242.09	41467	19412.32
1	MRB	14529	7564.98	462	285.32	2069	1339.08	0	0	2049	1674.24	12782	4120.12	4244	2405.18	0	0	0	0	36135	17388.92
RRB	Total	14529	7564.98	462	285.32	2069	1339.08	0	0	2049	1674.24	12782	4120.12	4244	2405.18	0	0	0	0	36135	17388.92
1	MSCB	2973	4090.04	312	324.51	916	1044.7	0	0	646	525.37	520	267.48	101	101.99	0	0	669	238.05	6137	6592.14
Grand	Total	50423	51472.82	5199	3483.63	9375	17931.92	118	109.68	3214	2736.11	31289	9636.72	13175	28955.76	726	1180.62	29376	34051.21	142895	149558.47

Districtwise Priority Sector LOAN TO WEAKER SECTION O/S Report of Manipur as on date 30-09-2021

(Amount in Rs. Lakhs)

Sl No.	Bank Name	Small and Marginal Farmers		Scheduled Castes		Scheduled Tribes		DRI scheme		Self Help Groups		women beneficiaries		Minority communities		PMJDY		Others		Tot Weaker Sec O/S	
		No	Amt	No	Amt	No	Amt	No	Amt	No	Amt	No	Amt	No	Amt	No	Amt	No	Amt	No	Amt
1	BISHNUPUR	7910	6009.84	372	470.11	159	206.37	8	15.19	572	451.9	3470	1281.56	541	446.51	0	0	3000	1811.3	16032	10692.78
2	CHANDEL	72	34.81	3	1.26	300	393.97	0	0	1	0.86	77	39	347	777.61	0	0	13	9.39	813	1256.9
3	CHURACHANDPUR	4077	5892.88	28	49.41	2457	4552.4	11	13.44	94	137.25	1452	528.45	3200	8187.97	17	0.54	-344	-823.93	10992	18538.41
4	IMPHALEAST	5293	4110.19	110	150.65	473	2219.68	2	0.08	746	645.39	8645	2012.11	797	1616.81	48	1.71	6207	4403.46	22321	15160.08
5	IMPHALWEST	17280	18376.7	441	830.43	1525	5178.3	36	70.83	624	513.88	9562	3176.98	1617	7381.15	339	13.7	13133	25623.89	44557	61165.86
6	JIRIBAM	388	281.34	200	45.74	249	60.83	0	0	0	0	0	0	0	0	0	0	2326	668.39	3163	1056.3
7	KAKCHING	2245	2579	3847	1319.85	209	155.08	0	0	151	90.04	828	262.76	81	95.23	0	0	624	171.09	7985	4673.05
8	KAMJONG	0	0	0	0	0	0	0	0	0	0	31	6.86	83	84.49	1	0.01	8	2.48	123	93.84
9	KANGPOKPI	512	319.63	61	395.91	712	1420.79	0	0	24	21.35	137	57.61	446	1030.45	0	0	-26	185.67	1866	3431.41
10	NONEY	447	302.54	1	0.9	687	546.22	0	0	74	58.07	318	180.22	744	631.07	0	0	4	2.76	2275	1721.78
11	PHERZAWAL	7	5.58	0	0	0	0	0	0	0	0	1	0.18	19	26.43	0	0	0	0	27	32.19
12	SENAPATI	2316	1994.09	2	11.09	760	1136.44	5	5.95	140	149.75	808	353.39	2258	5263.74	5	1157.78	58	102.37	6352	10174.6
13	TAMENGLONG	1713	2693.9	0	0	269	386.91	56	4.19	1	2.53	109	30.41	407	778.24	0	0	219	380.79	2774	4276.97
14	TENGNUPAL	626	803.17	10	20.16	550	443.9	0	0	130	106.96	245	93.12	483	564.99	2	0.04	52	130.31	2098	2162.65
15	THOUBAL	5729	5316.5	124	188.12	141	229.79	0	0	586	472.69	5470	1566.76	1845	1558.4	314	6.84	4070	1331.39	18279	10670.49
16	UKHRUL	1808	2752.65	0	0	884	1001.24	0	0	71	85.44	136	47.31	307	512.67	0	0	32	51.85	3238	4451.16
Grand	Total	50423	51472.82	5199	3483.63	9375	17931.92	118	109.68	3214	2736.11	31289	9636.72	13175	28955.76	726	1180.62	29376	34051.21	142895	149558.47

**Bankwise Progress under Finance to SC/ST Report of Manipur during the FY-2021-2022 & O/S
as on date 30-09-2021**

(Amount in Rs. Lakhs)

SI No.	Bank Name	SC Disb No.	SC Disb Amt.	SC O/S No.	SC O/S Amt.	ST Disb No.	ST Disb Amt.	ST O/S No.	ST O/S Amt.
1	BOB	29	193.05	115	650.64	302	1296.13	1743	5974.77
2	BOI	0	0	1	31.78	37	83.44	224	697.89
3	BOM	0	0	0	0	2	19.95	2	20
4	CAN	3	3.32	50	245.49	41	194.86	1209	3919.1
5	CBI	9	36.19	23	73.55	94	97.42	418	634.45
6	IND	0	0	270	880.65	0	0	642	1667.71
7	IOB	7	10.2	119	301.76	30	164.22	398	1418.6
8	PNB	82	197.12	976	1906.58	436	1991.43	14318	21360.77
9	PSB	5	5.23	49	54.27	31	34.48	154	1161
10	SBI	401	1658.44	1767	6477.8	158	883.81	684	3493.51
11	UCO	25	52.15	215	312.24	109	354.55	2718	3961.86
12	UNI	1	4.38	8	43.3	7	69.77	74	831.01
Pub	Total	562	2160.08	3593	10978.06	1247	5190.06	22584	45140.67
1	AXIS	6	20.3	281	124	3	13.72	34	42.63
2	BANDHAN	169	100.35	4150	1156.65	60	48.45	690	213.81
3	HDFC	0	0	8	27.99	2	2.73	111	282.48
4	ICICI	56	38.88	588	1024.6	126	593.68	508	2596.7
5	IDBI	0	0	129	58.26	30	187.02	1434	3005.08
6	INDUS	2	11.86	2	10.34	2	42	3	32.13
7	NESFB	0	0	0	0	6	2.8	55	9.03
8	YES	0	0	0	0	0	0	0	0
Priv	Total	233	171.39	5158	2401.84	229	890.4	2835	6181.86
1	MRB	6	16.97	462	285.32	106	86.61	2069	1339.08
RRB	Total	6	16.97	462	285.32	106	86.61	2069	1339.08
1	MSCB	20	110.14	487	506.92	47	96.7	1755	1645.08
Grand	Total	821	2458.58	9700	14172.14	1629	6263.77	29243	54306.69

**Districtwise Progress under Finance to SC/ST Report of Manipur during the FY 2021-2022 & O/S
as on date 30-09-2021**

(Amount in Rs.Lakhs)

SI No.	District Name	SC Disb No	SC Disb Amt	SC O/S No	SC O/S Amt	ST Disb No	ST Disb Amt	ST O/S No	ST O/S Amt
1	BISHNUPUR	94	290.06	776	1448.46	126	560.85	671	2653.74
2	CHANDEL	7	47.7	25	144.89	18	59.4	374	734.65
3	CHURACHANDPUR	29	102.79	155	403.76	401	1592.3	5128	11479.2
4	IMPHALEAST	21	74.75	193	572.43	110	480.11	927	4433.42
5	IMPHALWEST	111	389.49	1479	2522.62	285	1641.42	11325	18564.76
6	JIRIBAM	66	42.8	692	250.77	40	38.9	569	311.79
7	KAKCHING	430	1179.56	5702	6961.04	49	76.45	487	739.04
8	KAMJONG	0	0	5	43.04	2	22.65	7	69.33
9	KANGPOKPI	17	198.49	105	548.95	95	285.77	1318	2200.59
10	NONEY	1	8	7	23.46	10	25.99	690	567.78
11	PHERZAWAL	0	0	1	5.66	1	6.75	5	43.22
12	SENAPATI	3	39.7	34	152.05	169	383.36	1967	3057.8
13	TAMENGLONG	0	0	14	42.13	66	332.98	1892	3099.12
14	TENGNOUNPAL	11	18.99	48	179.56	101	213.34	891	1277.61
15	THOUBAL	30	56.25	454	844.35	16	70.29	266	745.36
16	UKHRUL	1	10	10	28.97	140	473.21	2726	4329.28
Grand	Total	821	2458.58	9700	14172.14	1629	6263.77	29243	54306.69

Bankwise Progress under Loans disbursement to MINORITY COMMUNITIES Report of Manipur during the FY-2021-2022 upto 30-09-2021

(Amount in Rs. Lakhs)

SI No.	Bank Name	CHRISTIAN S No.	CHRISTIAN S Amt	MUSLIMS No	MUSLIMS Amt.	BUDDHIST S No	BUDDHIST S Amt.	SIKHS No.	SIKHS Amt.	ZORASTRIANS No.	ZORASTRIANS Amt.	JAINS No.	JAINS Amt.	Tot Minority Disb No.	Tot Minority Disb Amt.
1	BOB	32	134.08	190	545.89	0	0	0	0	0	0	1	0.5	223	680.47
2	BOI	39	88.94	10	8.03	0	0	0	0	0	0	0	0	49	96.97
3	BOM	4	15	0	0	0	0	0	0	0	0	0	0	4	15
4	CAN	335	456.24	2	5	0	0	0	0	0	0	0	0	337	461.24
5	CBI	265	904.19	0	0	0	0	1	80	0	0	0	0	266	984.19
6	IND	146	213.43	7	57.91	0	0	0	0	0	0	0	0	153	271.34
7	IOB	76	364.6	0	0	0	0	0	0	0	0	5	26	81	390.6
8	PNB	475	2039.71	42	206.26	0	0	0	0	0	0	0	0	517	2245.97
9	PSB	73	82.14	7	6.61	0	0	0	0	0	0	0	0	80	88.75
10	SBI	26360	26559.73	4193	4164.96	39	95.89	53	86.35	5	7.2	1	30	30651	30944.13
11	UCO	153	471.32	9	46.19	0	0	1	2.9	0	0	0	0	163	520.41
12	UNI	7	101.31	1	7.03	0	0	0	0	0	0	0	0	8	108.34
Pub	Total	27965	31430.69	4461	5047.88	39	95.89	55	169.25	5	7.2	7	56.5	32532	36807.41
1	AXIS	29	37.45	44	54.26	0	0	287	431.28	0	0	0	0	360	522.99
2	BANDHAN	68	53.73	126	92.39	0	0	0	0	0	0	0	0	194	146.12
3	HDFC	5	5.58	10	16.89	0	0	0	0	0	0	0	0	15	22.47
4	ICICI	94	560.39	82	267.8	0	0	2	218.34	0	0	0	0	178	1046.53
5	IDBI	99	486.18	4	16.24	0	0	0	0	0	0	0	0	103	502.42
6	INDUS	2	22.2	1	1.16	0	0	0	0	0	0	0	0	3	23.36
7	NESFB	10	6.95	0	0	0	0	0	0	0	0	0	0	10	6.95
8	YES	0	0	0	0	0	0	0	0	0	0	1	60	1	60
Priv	Total	307	1172.48	267	448.74	0	0	289	649.62	0	0	1	60	864	2330.84
1	MRB	104	82.61	16	22.9	0	0	0	0	0	0	0	0	120	105.51
RRB	Total	104	82.61	16	22.9	0	0	0	0	0	0	0	0	120	105.51
1	MSCB	67	116.18	1	4	0	0	0	0	0	0	0	0	68	120.18
Grand	Total	28443	32801.96	4745	5523.52	39	95.89	344	818.87	5	7.2	8	116.5	33584	39363.94

District wise Loans Disbursement to MINORITY COMMUNITIES report of Manipur during the FY 2021-2022 upto 30-09-2021

(Amount in Rs.Lakhs)

Sl No.	District Name	CHRISTIA NS No.	CHRISTIA NS Amt	MUSLIM S No	MUSLIM S Amt.	BUDDHIS TS No	BUDDHIS TS Amt.	SIKHS No.	SIKHS Amt.	ZORASTRIANS No.	ZORASTRIANS Amt.	JAINS No.	JAINS Amt.	Tot Minority Disb No.	Tot Minority Disb Amt.
1	BISHNUPUR	412	944.29	143	265.17	2	1.51	73	334.52	0	0	0	0	630	1545.49
2	CHANDEL	2836	2667.59	87	52.97	2	23	0	0	0	0	0	0	2925	2743.56
3	CHURACHANDPUR	6427	8832.23	260	465.92	4	0	22	46.24	0	0	0	0	6713	9344.39
4	IMPHALEAST	2210	2709.7	948	1004.53	5	13.7	44	79.23	0	0	0	0	3207	3807.16
5	IMPHALWEST	4023	6104.21	1857	1952.98	6	20.8	61	174.99	0	0	8	116.5	5955	8369.48
6	JIRIBAM	44	39.25	91	69.27	0	0	0	0	0	0	0	0	135	108.52
7	KAKCHING	187	329.19	121	111.06	1	1.25	4	0	0	0	0	0	313	441.5
8	KAMJONG	171	92.39	9	0	2	0	0	0	0	0	0	0	182	92.39
9	KANGPOKPI	1111	1172.26	60	193.45	1	2.6	2	8.2	0	0	0	0	1174	1376.51
10	NONEY	252	319.27	5	0	0	0	2	0	0	0	0	0	259	319.27
11	PHERZAWAL	82	100.9	5	0	0	0	0	0	0	0	0	0	87	100.9
12	SENAPATI	7746	5439.59	79	123.94	10	0.51	4	11	2	0	0	0	7841	5575.04
13	TAMENGLONG	187	449.76	1	2.5	0	0	0	0	0	0	0	0	188	452.26
14	TENGNUPAL	1369	1436.94	114	53.46	5	30.52	2	1.91	0	0	0	0	1490	1522.83
15	THOUBAL	235	368.69	955	1206.97	0	0	130	162.78	2	7.2	0	0	1322	1745.64
16	UKHRUL	1151	1795.7	10	21.3	1	2	0	0	1	0	0	0	1163	1819
Grand	Total	28443	32801.96	4745	5523.52	39	95.89	344	818.87	5	7.2	8	116.5	33584	39363.94

Bankwise Progress under PMJDY Report of Manipur as on date 30-09-2021

(Amount in Rs. Lakhs)

Sl No.	Bank Name	Rural No	Urban No	Male No	Female No	Total PMJDY No.	No of Zero Balance A/c	Amt Deposits held in the A/c	No of Rupay Card Issued	No of Rupay Card Activated	No of Aadhaar Seeded
1	BOB	18780	17031	15624	20187	35811	1402	812.59	13614	9780	25282
2	BOI	2	2	3182	3203	6385	6385	147.2	5941	5824	6274
3	BOM	20	33	33	20	53	53	3	130	130	97
4	CAN	4134	10536	6592	8078	14670	3432	281.72	5447	2494	10848
5	CBI	13204	41496	23719	30981	54700	1673	859.78	23021	23021	44177
6	IND	2	3	5057	7664	12721	209	111.57	1682	1459	11467
7	IOB	1	30210	21919	9626	31545	11027	49.16	27333	27333	21825
8	PNB	36693	208006	105788	138645	244433	54329	3507.83	450370	0	161085
9	PSB	4432	6236	6907	3761	10668	43	143.48	7992	7992	7938
10	SBI	160792	160305	137347	183686	321033	6050	7216.9	383978	260241	174993
11	UCO	27926	8890	22197	29157	51354	6379	44928	23975	12341	35620
12	UNI	0	8949	2775	6174	8949	1340	7609	5967	3366	7433
Pub	Total	265986	491697	351140	441182	792322	92322	65670.23	949450	353981	507039
1	AXIS	1321	6827	3593	4555	8148	1452	142.17	6618	6561	1546
2	BANDHAN	0	0	0	0	0	0	0	0	0	74
3	HDFC	2555	2030	1947	2638	4585	1344	105.03	4585	1949	2222
4	ICICI	1023	1035	700	1358	2058	157	33.07	2007	767	443
5	IDBI	38	1408	671	775	1446	220	31.19	1256	0	1140
6	INDUS	1	1	0	0	0	1187	13.69	2392	1181	2198
7	NESFB	0	0	0	0	0	0	0	0	0	0
8	YES	0	65	23	42	65	0	2.34	64	52	62
Priv	Total	4938	11366	6934	9368	16302	4360	327.49	16922	10510	7685
1	MRB	117853	101124	90091	128886	218977	21783	4938.98	159081	71675	166906
RRB	Total	117853	101124	90091	128886	218977	21783	4938.98	159081	71675	166906
1	MSCB	22857	3411	9304	16216	25520	12115	9880.23	2324	2324	10583
Grand	Total	411634	607598	457469	595652	1053121	130580	80816.93	1127777	438490	692213

District wise progress under PMJDY report of Manipur as on date 30-09-2021

(Amount in Rs.Lakhs)

Sl No.	District Name	Rural No	Urban No	Male No	Female No	Total PMJDY No.	No of Zero Balance A/c	Amt Deposits held in the A/c	No of Rupay Card Issued	No of Rupay Card Activated	No of Aadhaar Seeded
1	BISHNUPUR	34685	100766	55165	84803	139968	17484	12927.49	131890	50036	95613
2	CHANDEL	13692	0	6248	7441	13689	1118	5376.41	13420	7930	8262
3	CHURACHANDPUR	86427	4041	41570	48855	90425	8643	11105.85	82024	48947	52781
4	IMPHALEAST	68850	86484	63617	92384	156001	16931	7623.76	158229	59591	112036
5	IMPHALWEST	33443	177324	92158	132802	224960	28681	17440.58	268247	105263	179878
6	JIRIBAM	18132	0	7612	10487	18099	2864	398.02	41170	0	15467
7	KAKCHING	406	64640	29636	40546	70182	8507	5403.2	68462	26327	49015
8	KAMJONG	2187	0	1086	1099	2185	57	81.34	2570	1662	584
9	KANGPOKPI	19187	966	13525	12487	26012	1934	3293	15408	12651	8999
10	NONEY	9085	0	4806	4278	9084	278	487.46	9258	6447	4865
11	PHERZAWAL	171	0	88	83	171	6	11.33	230	128	141
12	SENAPATI	45703	0	21108	24668	45776	1519	6255.15	61481	24391	19611
13	TAMENGLONG	2160	23101	13437	11780	25217	7349	875.39	54251	459	14266
14	TENGNUPAL	8521	6177	7761	9258	17019	1692	2448.56	23177	7437	12077
15	THOUBAL	66309	81848	66267	81251	147518	18764	2252.64	130361	69654	90020
16	UKHRUL	2676	62251	33385	33430	66815	14753	4836.75	67599	17567	28598
Grand	Total	411634	607598	457469	595652	1053121	130580	80816.93	1127777	438490	692213

Bankwise Progress under SOCIAL SECURITY SCHEME Report of Manipur as on date 30-09-2021

SI No.	Bank Name	Enrolment under PMJJBY	eligible cases under PMJJBY	renewals under PMJJBY	Enrolment under PMSBY	eligible cases under PMSBY	renewals under PMSBY	Enrolment under APY	Total Enrolment No.
1	BOB	6381	41708	4532	39743	45930	35510	1904	48028
2	BOI	535	535	364	3453	3453	2851	417	4405
3	BOM	30	0	156	42	0	241	5	77
4	CAN	1587	47412	507	4447	58476	2934	1244	7278
5	CBI	1188	88330	1120	3211	117902	3088	18	4417
6	IND	182	182	182	864	864	863	620	1666
7	IOB	13822	18612	13768	11832	17962	11800	123	25777
8	PNB	5653	455212	0	20267	605927	0	2570	28490
9	PSB	1843	1843	311	10226	10226	1321	919	12988
10	SBI	34233	411781	20600	124774	706747	79230	3406	162413
11	UCO	3656	136270	1718	6766	180146	3673	1288	11710
12	UNI	380	15166	234	682	20093	398	33	1095
Pub	Total	69490	1217051	43492	226307	1767726	141909	12547	308344
1	AXIS	259	47255	138	703	57522	392	2192	3154
2	BANDHAN	0	0	0	0	0	0	0	0
3	HDFC	1006	1006	352	1661	1661	737	383	3050
4	ICICI	2	11164	0	0	16454	0	0	2
5	IDBI	454	6571	137	846	7936	337	149	1449
6	INDUS	39	0	0	381	0	0	6	426
7	NESFB	0	0	0	0	0	0	0	0
8	YES	1	3624	0	6	3883	6	1	8
Priv	Total	1761	69620	627	3597	87456	1472	2731	8089
1	MRB	11943	95842	4302	45889	216416	26783	2229	60061
RRB	Total	11943	95842	4302	45889	216416	26783	2229	60061
1	MSCB	276	1034	157	3007	4156	2436	0	3283
Grand	Total	83470	1383547	48578	278800	2075754	172600	17507	379777

District wise progress under SOCIAL SECURITY SCHEME report of Manipur as on date 30-09-2021

SI No.	District Name	Enrolment under PMJJBY	eligible cases under PMJJBY	renewals under PMJJBY	Enrolment under PMSBY	eligible cases under PMSBY	renewals under PMSBY	Enrolment under APY	Total Enrolment No.
1	BISHNUPUR	6112	116827	2370	23273	191051	11720	1399	30784
2	CHANDEL	1017	22047	573	3173	34122	2236	100	4290
3	CHURACHANDPUR	7240	145713	4338	33779	223875	26400	1178	42197
4	IMPHALEAST	12342	188242	6394	44442	290112	24794	3948	60732
5	IMPHALWEST	36074	416653	26472	95590	589493	63664	6426	138090
6	JIRIBAM	326	31040	0	812	38031	0	215	1353
7	KAKCHING	3374	76400	1241	19877	123467	11451	564	23815
8	KAMJONG	35	2180	28	562	3826	324	13	610
9	KANGPOKPI	1522	14104	1026	4715	23270	3501	507	6744
10	NONEY	863	9645	426	2638	13327	1734	159	3660
11	PHERZAWAL	61	449	23	454	695	188	0	515
12	SENAPATI	4525	82434	1898	13225	122233	8100	542	18292
13	TAMENGLONG	254	42602	12	1502	53558	269	167	1923
14	TENGNUPAL	3295	29294	1511	6910	39250	3811	332	10537
15	THOUBAL	4457	121594	1527	22996	208694	12223	1647	29100
16	UKHRUL	1973	84323	739	4852	120750	2185	310	7135
Grand	Total	83470	1383547	48578	278800	2075754	172600	17507	379777

**Bankwise Progress under AADHAAR Authentication
Report of Manipur as on date 30-09-2021**

SI No.	Bank Name	Number of operative CASA	Number of Aadhaar seeded CASA	Number of Authenticated CASA
1	BOB	118702	90509	43841
2	BOI	27969	26827	26827
3	BOM	8564	5632	8564
4	CAN	57167	50094	17349
5	CBI	80544	53265	58610
6	IND	44299	28430	34587
7	IOB	56110	32555	29455
8	PNB	566272	380096	3318
9	PSB	19864	10074	10074
10	SBI	927822	398146	362082
11	UCO	129446	119635	119635
12	UNI	9289	9288	7861
Public	Total	2046048	1204551	722203
1	AXIS	69434	17641	29518
2	BANDHAN	35239	70	27
3	HDFC	33758	13145	12623
4	ICICI	17392	14621	13043
5	IDBI	9246	7676	5258
6	INDUS	6709	1801	0
7	NESFB	8395	0	0
8	YES	1349	898	733
Private	Total	181522	55852	61202
1	MRB	392620	254232	254232
RRB	Total	392620	254232	254232
1	MSCB	148924	101448	215838
Grand	Total	2769114	1616083	1253475

**District wise progress under AADHAAR
Authentication report of Manipur as on
date 30-09-2021**

SI No.	District Name	Number of operative CASA	Number of Aadhaar seeded CASA	Number of Authenticated CASA
1	BISHNUPUR	252336	153489	154188
2	CHANDEL	35907	19488	17411
3	CHURACHANDPUR	246919	156215	102001
4	IMPHALEAST	403820	266007	219921
5	IMPHALWEST	795461	476883	390151
6	JIRIBAM	46340	28701	90
7	KAKCHING	156235	101191	74225
8	KAMJONG	5194	1455	2165
9	KANGPOKPI	80769	33462	33286
10	NONEY	18855	10189	10154
11	PHERZAWAL	870	355	510
12	SENAPATI	150513	51435	51460
13	TAMENGLONG	56001	33964	3192
14	TENGNOUNPAL	45546	27112	20888
15	THOUBAL	339530	187958	140022
16	UKHRUL	134818	68179	33811
Grand	Total	2769114	1616083	1253475

Bankwise Progress under DIGITAL TRANSACTION Report of Manipur during the FY-2021-2022 upto date 30-09-2021

(Rs. In Lakhs)

Sl No.	Bank Name	BHIM/UPI	BHIM/UPI	BHIM	BHIM	Bharat QR	Bharat QR	IMPS A/C	IMPS Amt.	Cards (Debit &	Cards (Debit &	USSD A/C	USSD Amt.
1	BOB	381401	16612.04	6457	157.53	184	26.63	42420	6642.88	145539	9340.54	22	0.15
2	BOI	0	0	0	0	0	0	700	105	5340	186	0	0
3	BOM	75	7.9	81	9.3	80	10	80	11	9652	470	0	0
4	CAN	558275	14927.26	0	0	0	0	46892	682585.08	241141	5726.55	0	0
5	CBI	830	11559.97	830	26.89	0	0	7067	4033.3	16081	3483.08	0	0
6	IND	122765	2220.68	0	0	0	0	7238	1075.97	59958	1761.03	0	0
7	IOB	8884	113.47	11466	95.66	28	1.03	10159	149.2	8540	21.52	0	0
8	PNB	1544527	39796.45	1157	39.78	0	0	131528	12867.05	758867	34271.3	0	0
9	PSB	28279	2507.36	0	0	0	0	2485	279.41	84987	3592.7	0	0
10	SBI	2	0.01	11618181	285420.57	0	0.17	345	26.73	376	6.75	1862878	27449.8
11	UCO	802545	17468.22	0	0	0	0	45829	4702.52	167389	8603.9	0	0
12	UNI	128751	2971.24	36	15.41	15	15	7470	667.04	1127	1589.93	15	15
Public	Total	3576334	108184.6	11638208	285765.14	307	52.83	302213	713145.18	1498997	69053.3	1862915	27464.95
1	AXIS	0	0	0	0	0	0	0	0	0	0	0	0
2	BAND	214673	7567.09	0	0	0	0	34132	6470.49	44880	1562.07	0	0
3	HDFC	750092785	34387549.89	0	0	114	1.22	77348737	21449729.9	289327	7934.1	0	0
4	ICICI	698	328.68	1	0.01	8823	13206.42	5987	22655.6	6074	2686.13	0	0
5	IDBI	54680	1316.03	268	5.3	0	0	1928	493.28	289	29.92	0	0
6	INDUS	52417	3087.64	0	0	0	0	20063	3885.09	0	0	0	0
7	NESFB	0	0	0	0	0	0	0	0	9590	93.56	0	0
8	YES	480	1122.83	0	0	80	50.86	429	1757.93	13698	355.65	0	0
Private	Total	750415733	34400972.16	269	5.31	9017	13258.5	77411276	21484992.29	363858	12661.43	0	0
1	MRB	9344	7.48	5384	24.24	0	0	3478	32.01	1037	77.86	0	0
RRB	Total	9344	7.48	5384	24.24	0	0	3478	32.01	1037	77.86	0	0
1	MSCB	0	0	0	0	0	0	935	138.05	13828	579.53	0	0
Grand	Total	754001411	34509164.24	11643861	285794.69	9324	13311.33	77717902	22198307.53	1877720	82372.12	1862915	27464.95

District wise progress under DIGITAL TRANSACTION report of Manipur during the FY 2021-2022 upto date 30-09-2021

(Amount in Rs.Lakhs)

Sl No.	District Name	BHIM/UPI A/c	BHIM/UPI Amt.	BHIM Aadhaar A/C	BHIM Aadhaar Amt.	Bharat QR Code A/C	Bharat QR Code Amt.	IMPS A/C	IMPS Amt.	Cards (Debit & Credit) A/C	Cards (Debit & Credit) Amt.	USSD A/C	USSD Amt.
1	BISHNUPUR	8230303	384649.45	766924	17783.67	0	0	772241	171923.15	83277	4432.83	103683	1467.94
2	CHANDEL	46893	786.53	338732	7300.09	59	43.75	2272	177.56	11374	398.12	43420	630.86
3	CHURACHANDPUR	76551191	3394529.58	1175470	27281.71	743	1047.72	10057228	2783074.58	161384	6681.68	183490	2637.03
4	IMPHALEAST	178651916	7454035.4	1927873	47622.83	2525	3599.9	13132029	3393551.92	345161	12991.47	335694	4870.94
5	IMPHALWEST	296281425	13922651.55	3849433	96573.91	5092	7096.03	37419092	10941307.09	803664	39061.51	724114	10912.94
6	JIRIBAM	207566	6297.43	69	3	0	0	30145	5392.24	54184	1937.46	0	0
7	KAKCHING	173310	3392.75	520252	12498.94	0	0	11590	1133.45	48534	1987.62	69801	925.82
8	KAMJONG	0	0	44949	1220.57	0	0	0	0	0	0	4147	70.71
9	KANGPOKPI	44260	979.12	307790	7847.26	37	4.54	3481	1274.69	5025	403.18	50582	789.81
10	NONEY	0	0	84177	2653.43	0	0	0	0	1	0	7836	127.02
11	PHERZAWAL	0	0	5366	136.01	0	0	0	0	0	0	402	8.06
12	SENAPATI	51690340	2732095.08	1054306	24812.86	5	0.09	5207790	1375726.45	28431	1228.38	140640	2015.32
13	TAMENGLONG	205630	5655.18	17822	449.41	0	0	19447	119440.2	85060	2935.41	751	11.94
14	TENGNOUNPAL	47501	1735.19	259841	6921.07	11	2.16	5903	1424.55	26527	2014.87	34550	542.62
15	THOUBAL	141697098	6597193.74	883992	23267.31	852	1517.14	11040896	3402184.82	163807	5534.87	108109	1537.55
16	UKHRUL	173978	5163.24	406865	9422.62	0	0	15788	1696.83	61291	2764.72	55696	916.39
Grand	Total	754001411	34509164.24	11643861	285794.69	9324	13311.33	77717902	22198307.53	1877720	82372.12	1862915	27464.95

Status of RSETIs in Manipur as on 30th September, 2021

Progress in Rural Self-Employment Training Institute (RSETI): Churachandpur

Sponsoring Bank: State Bank of India

Name of Bank/ F I	State Bank of India	
District	Churachandpur	
Training Programme	Current Financial Year	Cumulative
No. of Training Programme	19	144
No. of Trainee	287	2948
Settlement		
With Bank Finance	30	504
With Self Finance	4	1649
Wage Employment	0	36
Total Settlement	34	1685
Settlement %		57.06

Review on inclusion of Financial Education in School Curriculum

Financial Education has been included in the school curriculum up to class 6. In the 67th SLBC meeting held on 28th September 2021, the Chairman advised the Education Department to initiate steps to include Financial Education for Classes 7-10 and complete the process by 15th October 2021. Education Department to apprise the House.

Financial literacy initiatives by Banks:

- A. 20 (Twenty) number of FLCs have been conducted by different Banks during the Quarter. The Bank wise report is as under:

Report on conduct of FLCs by Rural Bank Branches for FY 2021 -22			
SL. NO.	BANK	No of Rural Branches	No of FLCs
1	AXIS	2	0
2	BANDHAN	3	0
3	BOB	8	0
4	BOI	2	0
5	BOM	0	0
6	CAN	2	0
7	CBI	4	0
8	HDFC	3	0
9	ICICI	4	0
10	IDBI	1	0
11	IND	2	2
12	INDUS	1	0
13	IOB	1	0
14	MRB	15	12
15	MSCB	5	3
16	NESFB	1	0
17	PNB	5	2
18	PSB	2	3
19	SBI	26	9
20	UCO	6	0
21	UNI	0	0
22	YES	0	0
Total		93	31

B. Setting up of CFL (Centre for Financial Literacy): 11 CFL are proposed are to be set in different blocks: These CFL will be managed by CRISIL Foundation. Present status is as given below:

SL No.	Districts	Sponsor Bank	Block	Remarks
1	Senapati	SBI	Tadubi	Launched
2	Imphal West	SBI	Lamsang	Launched
3	Churachandpur	SBI	Lamka South TD	Launched
4	Chandel	SBI	Chandel	Launched
5	Kakching	SBI	Kakching	Launched
6	Kangpokpi	SBI	Kangpokpi	Launched
7	Imphal East	PNB	Keirao Bitra	Launched
8	Tengnoupal	PNB	Tengnoupal	Launched
9	Ukhrul	PNB	Ukhrul	Launched
10	Tamenglong	PNB	Tamenglong	Launched
11	Bishnupur	PNB	Moirang	Launched

Opening of Bank branches in Unbanked Blocks in Manipur

As decided in the SLBC, Sub-committee meeting held on 14.02.2013 at the Conference Hall of Manipur Secretariat, the following Banks have been allotted to open their Branches in the unbanked blocks as given below.

The SLBC Sub-Committee on Unbanked blocks, Unbanked ULBs, Digitalization and Financial Inclusion under the Chairmanship of the Chief Secretary, Government of Manipur on 1st Decemtember, 2021 reviewed the progress of opening branches in Unbanked blocks and Unbanked ULBs: The following timelines have been adopted in the Sub-Committee meeting.

Sl No	District	Name & Block	Centre	Allotted Bank	Remarks/ Status
1	Kangpokpi	Island TD	Island	IOB	Opened
2	Kangpokpi	Saitu Gamphazol TD	Saitu Gmaphazol	PNB	SBI branch opened at Sapormeina.
3	Chandel	Khenjoy TD	Khenjoy	ICICI	Opened
4	Tengnoupal	Machi TD	Machi	BOB	Opened
5	Tengnoupal	Tengnoupal TD	Tengoupal	MRB	Opened
6	Tamenglong	Tamei TD	Tamei	SBI	Opened
7	Noney	Nungba TD	Nungba	MRB	Opened
8	Churachandpur	Lamka South TD	Lamka	MRB	Opened
9	Churachandpur	Samulamlan TD	Samulamlan	PNB	Opened
10	Churachandpur	Lanva TD	Pearsonmun	SBI	Opened
11	Churachandpur	Saikot TD	Saikot	MSCB	Opened
12	Pherzawl	Thanlon TD	Thanlon	SBI	Opened
13	Noney	Khoupum TD	Khoupum	UCO	Opened
14	Kamjong	Phungyar TD	Phungyar	CBI	Opened
15	Ukhrul	Chingai TD	Chingai	BOB	The timeline for branch opening was extended till February, 2022.
16	Ukhrul	Lungchungmaphei TD	Lungchungmaphei	BOB	The Bank branch opened on 29.11.2021 at Somdal.
17	Kamjong	Kasom Khullen TD	Kasom Khullen	PSB	The timeline for branch opening was extended till March, 2022.
18	Senapati	Wilong TD	Wilong	BOB	The timeline for branch opening was extended till February, 2022.
19	Senapati	Phaibung Khullen TD	Phaibung Khullen	UCO	Few rooms at the upcoming Tribal Market has been identified and the process of Branch opening is expected by December, 2021.

20	Senapati	Purul TD	Purul	Indian Bank	The Bank informed that the proposal has been placed before its board and expects the branch to be operationalized by 31 st March, 2022.
21	Senapati	Paomata TD	Paomata	MSCB	The House resolved to relocate proposed MSCB to LM Block, Ukhrul. Further, the House permitted relocation request to SBI to shift their existing branch at Tadubi to Paomata.
22	Kangpokpi	T Waichong TD	T.Waichong	PSB	The timeline for branch opening was extended till March, 2022.
23	Tamenglong	Tousem TD	Tousem	PNB	SDO Tamenglong was advised to coordinate with the bank and ensure branch is operationalized by February, 2022.
24	Churachandpur	Henglep TD	Henglep (S.Kholian-site changed)	ICICI	The timeline for branch opening was extended till February, 2022.
25	Churachandpur	Sangaikot TD	Sangaikot	AXIS	The timeline for branch opening was extended till February, 2022.
26	Pherzawl	Vangai Range TD	Vangai Range	HDFC	The timeline for branch opening was extended till January, 2022.
27	Pherzawl	Tipaimukh TD	Tipaimukh	AXIS	The timeline for branch opening was extended till February, 2022.

Total unbanked blocks identified as on 14.02.2013 : 27

Opened as on 30.09.2021 : 15

Pending as on 30.09.2021 : 12

In the "Review Meeting of Unbanked Blocks and DBT implementation in the State" held on 26-05-2020, 12 new Unbanked Blocks were allotted Banks for opening branches, and in 62th SLBC meeting held on 9th June 2020 Lungtin Block was re-allotted to PNB.

The progress was reviewed in the last sub committee meeting held on 1st December, 2021.

NEW UNBANKED BLOCKS

Sl No	District	Name & Block	Name of the Bank	Remarks/ Present Status
1	Jiribam	Bokobekra	MSCB	A BC outlet has been setup as a temporary measure. The bank expects completion of the survey by December, 2021.
2	Kangpokpi	Champhai	PNB	The Bank submitted non availability of proper building at Lhungtin and Champhai. DC Kangpokpi was advised to assist the bank in finding proper building. Timeline given for branch opening is March, 2022.
3	Kangpokpi	Lhungtin		
4	Kangpokpi	Bungte Chiru	PSB	The Bank submitted non availability of proper building at the location. DC Kangpokpi was advised to assist the bank in finding proper building. Timeline given for branch opening is March, 2022
5	Kangpokpi	Kangchup Geljang	SBI	The bank submitted that proposal has been recommended to their controlling authority and further informed that the tendering process will be started as soon as reply is received from their controllers.
6	Ukhrul	Jessami	SBI	Director, IT Department was instructed to submit status report on availability of dual connectivity by 15 December, 2021.
7	Kamjong	Shahanphung	BOI	The Bank was advised to submit status report by December, 2021 and open the branch by March, 2022.
8	Tengnoupal	Khangbarol	Canara Bank	District administration offered premises at BDO Complex and the bank was advised to explore it.
9	Churachandpur	Mualnuam	AXIS Bank	The Bank was advised to set up a BC outlet as a temporary measure and initiate steps to open the branch by March, 2022.
10	Churachandpur	Kangvai	ICICI	The Bank was advised to open the branch by March, 2022.
11	Churachandpur	Suangdoh	PNB	The District administration was advised to identify premises in the SDO/BDO Complex.
12	Noney	Haochong	HDFC	The Bank was advised to open the branch by January, 2022.

Allocation of Bank for opening branches at unbanked towns/ULBs in Manipur

Sl. No	Name of the ULB	District	Population (2011 Census)	Name of the Bank	Opening Status
A. Municipal Councils					
1	Sugnu MC	Kakching	5132	SBI	Branch opened
2	Lamlai MC	Imphal East	4601	Yes Bank	MRB Branch opened on 22.05.2019
3	Kakching Khunou MC	Kakching	11379	Canara Bank	Bank was advised to open the branch by 31 st December, 2021.
4	Kwakta MC	Bishnupur	8579	BOM	Bank was advised to open the branch by 31 st December, 2021.
5	Shikhong Sekmai MC	Thoubal	7390	Indusind Bank	Bank was advised to open the branch by January, 2022.
B. NAGAR PANCHAYAT					
6	Samurou NP	Imphal West	16582	Union Bank of India	Bank was advised to open the branch by 31 st December, 2021.
7	Thongkhong Laxmi NP	Imphal West	14878	PNB	The timeline was extended to February, 2022.
8	Lilong (IW) NP	Imphal West	12427	PNB	The timeline was extended to February, 2022.
9	Andro NP	Imphal East	8744	Canara Bank	Bank was advised to open the branch by 31 st December, 2021.
10	Lamshang NP	Imphal West	8130	Indian Bank	Bank was advised to open the branch by 31 st December, 2021.
11	Oinam NP	Bishnupur	7161	BOI	The Bank informed that internal civil work is in progress. It was advised to open the branch by December, 2021.

Roadmap for opening CBS Enabled Banking Outlet in villages having population more than 5000 without a bank branch of a scheduled commercial bank for the state of Manipur

Sl. No	Name of District	Name of Village with population >5000	Population	Bank Branch (Yes/No)- Name of Bank	Remarks	Allotted to Bank for opening of Branch duly approved in the DCC/SLBC	No of Brick & Mortar Br. To be opened (Jan-16 to Mar-16)	No of Brick & Mortar Br. To be opened (April-16 to Mar-2017)
1	Senapati	Makhrelui	5,971	Yes	Village located in Senapati town having SBI, HDFC, CBI, UBI, UCO bank br.	N/R		April-16 to Mar-2017
2	Senapati	Tadubi	5,847	Yes	SBI Opened			
3	Senapati	Kalinamei	7,053	No		Bank of Baroda		April-16 to Mar-2017
4	Senapati	Punanamei	6,380	No	UBI CSP	SBI		April-16 to Mar-2017
5	Senapati	Shajouba	7,456	No		UCO		April-16 to Mar-2017
6	Senapati	Laii	5,518	No		Bank of India		April-16 to Mar-2017
7	Senapati	Liyai Khullen	7,153	No		Union Bank		April-16 to Mar-2017
8	Senapati	Tungjoy	5,988	No		Canara Bank		April-16 to Mar-2017
9	Senapati	Phuba Khuman	5,526	No		Canara Bank		April-16 to Mar-2017
10	Senapati	Purul Atongba	5,043	No		Bank of Maharashtra		April-16 to Mar-2017
11	Senapati	Purul Akutpa	6,168	No		Punjab National Bank		April-16 to Mar-2017
12	Churachandpur	Tuibong	8,085	Yes	SBI Opened			
13	Churachandpur	Bijang	5,020	No	SBI CSP	Punjab National Bank		April-16 to Mar-2017

Sl. No	Name of District	Name of Village with population >5000	Population	Bank Branch (Yes/No)- Name of Bank	Remarks	Allotted to Bank for opening of Branch duly approved in the DCC/SLBC	No of Brick & Mortar Br. To be opened (Jan-16 to Mar-16)	No of Brick & Mortar Br. To be opened (April-16 to Mar-2017)
14	Churachandpur	Vengnuam	7,302	No	DCC Churachandpur confirmed that there are no banks within the boundary of the village.	Canara Bank		April-16 to Mar-2017
15	Bishnupur	Leimapokpam	8,120	No	MRB CSP	Indian Bank		April-16 to Mar-2017
16	Bishnupur	Ngaikhong Khullen	5,256	Yes	Village located in Bishnupur town having AXIS, SBI, UBI, UCO etc	N/R		April-16 to Mar-2017
17	Bishnupur	Kwakta (Pt)	10,735	No	UBI CSP	Axis Bank		April-16 to Mar-2017
18	Bishnupur	Kha Thingungei	10,107	No		Bank of India		April-16 to Mar-2017
19	Bishnupur	Thanga	14,316	No	UBI CSP	Central Bank of India		April-16 to Mar-2017
20	Bishnupur	Wangoo Ahallup	9,148	No	MRB CSP	HDFC		April-16 to Mar-2017
21	Thoubal	Maibam Konjil	5,696	No	SBI CSP	ICICI		April-16 to Mar-2017
22	Thoubal	Irong Chesaba	6,749	No	SBI CSP	HDFC		April-16 to Mar-2017
23	Thoubal	Leisangthem	6,118	No	SBI CSP	Indian Overseas Bank		April-16 to Mar-2017
24	Thoubal	Khekman	7,157	No	PSB Branch Opened	Punjab & Sind Bank		April-16 to Mar-2017
25	Thoubal	Mojjing	7,428	No	UBI CSP	Bank of Maharashtra		April-16 to Mar-2017
26	Thoubal	Khangabok	16,344	No	UBI CSP	Bank of Baroda		April-16 to Mar-2017
27	Thoubal	Sangaiyumpham	11,311	Yes	MRB opened	Manipur Rural Bank		April-16 to Mar-2017
28	Thoubal	Tentha	9,087	No	MRB CSP	Indusind Bank		April-16 to Mar-2017
29	Thoubal	Wangkhem	5,235	No	UBI CSP	Yes Bank		April-16 to Mar-2017
30	Thoubal	Heirok Part I (Pt)	9,574	No	MRB CSP	IDBI		April-16 to Mar-2017
31	Thoubal	Heirok Part II (Pt)	6,205	No	MRB CSP	Indian Bank		April-16 to Mar-2017
32	Kakching	Irengband	10,600	No	UBI CSP	Bank of Baroda		April-16 to Mar-2017
33	Kakching	Wabagai	8,578	No	UBI CSP	SBI		April-16 to Mar-2017

Sl. No	Name of District	Name of Village with population >5000	Population	Bank Branch (Yes/No)- Name of Bank	Remarks	Allotted to Bank for opening of Branch duly approved in the DCC/SLBC	No of Brick & Mortar Br. To be opened (Jan-16 to Mar-16)	No of Brick & Mortar Br. To be opened (April-16 to Mar-2017)
34	Kakching	Hiyanglam I	8,872	No	UBI CSP	Axis Bank		April-16 to Mar-2017
35	Kakching	Langmeidong	5,935	No	UBI CSP	Punjab National Bank		April-16 to Mar-2017
36	Kakching	Arong Nongmaikhong	5,571	No	MRB CSP	Punjab & Sind Bank		April-16 to Mar-2017
37	Kakching	Wangoo	6,134	No	CSP MRB	Indian Overseas Bank		April-16 to Mar-2017
38	Imphal West	Kanglatongbi	7,152	Yes	PNB Opened	Punjab National Bank		April-16 to Mar-2017
39	Imphal West	Sekmai(Part)	5,162	Yes	SBI Opened			
40	Imphal West	Khurkhul	6,450	No	CBI CSP	Central Bank of India		April-16 to Mar-2017
41	Imphal West	Patsoi	5,358	Yes	BOB Opened			
42	Imphal East	Keirao Makting	5,319	No	PNB CSP	Punjab National Bank		April-16 to Mar-2017
43	Imphal East	Tulihal	5,594	Yes	HDFC Yairipok Branch opened	Canara Bank		April-16 to Mar-2017
44	Imphal East	Yambem	5,705	No	SBI CSP	Union Bank		April-16 to Mar-2017
45	Imphal East	Changamdabi	6,419	No	SBI CSP	UCO Bank		April-16 to Mar-2017
46	Ukhrul	Hundung	10,785	No	UBI CSP	Bank of Baroda		April-16 to Mar-2017

Provision for banking services through banking outlets or part-time banking outlets in the villages as on 30-09-2021

Name of	Total	Above 5000			2000-5000			Below 2000			Total	
District	Village	No. of villages	Covered by Branch/BC (CBS enabled banking outlet)	No of uncovered villages	No. of villages	Covered by Branch/BC (CBS enabled banking outlet)	No of uncovered villages	No. of villages	Covered by Branch/BC (CBS enabled banking outlet)	No of uncovered villages	No of covered villages	No of uncovered villages
Imphal West	107	4	4	0	36	36	0	67	67	0	107	0
Imphal East	141	4	4	0	42	42	0	95	95	0	141	0
Jiribam	50	0	0	0	2	2	0	48	48	0	50	0
Thoubal	61	11	11	0	21	21	0	29	29	0	61	0
Kakching	26	6	6	0	10	10	0	10	10	0	26	0
Bishnupur	48	6	6	0	20	20	0	22	22	0	48	0
Ccpur	507	3	3	0	14	14	0	490	441	49	507	0
Pherzawl	89	0	0	0	2	2	0	87	27	60	63	26
Senapati	136	11	11	0	42	42	0	83	83	0	136	0
Kangpokpi	533	0	0	0	6	6	0	527	527	0	533	0
Tamenglong	117	0	0	0	3	3	0	114	114	0	117	0
Noney	57	0	0	0	4	4	0	53	53	0	57	0
Ukhrul	95	1	1	0	12	12	0	82	82	0	95	0
Kamjong	118	0	0	0	1	1	0	117	59	58	77	41
Chandel	267	0	0	0	1	1	0	266	222	44	223	44
Tengnoupal	163	0	0	0	1	1	0	162	158	4	160	3
Total	2515	46	46	0	217	217	0	2252	2037	215	2401	114

STATE BANK OF INDIA								
STATEMENT GIVING DETAILS OF DLRC MEETINGS HELD DURING July, 2021 to September, 2021								
NAME OF THE CIRCLE : GUWAHATI			(iv)					
S.NO	NAME OF THE STATE / U.T	NAME OF THE DISTRICT	DATE OF DISTRICT LEVEL REVIEWING COMMITTEE (DLRC) MEETINGS				WHETHER ATTENDED BY MPs/MLAs/ZP CHIEFS (Name & Date)	IN CASE NO MEETING CONVENED, REASONS THEREOF*
(i)	(ii)	(iii)	I-Qtr.(April - June)	II-Qtr. (July-Sep)	III-Qtr. (Oct-Dec)	IV-Qtr. (Jan-Mar)	(v)	(vi)
	MANIPUR	Imphal West	05-10-2021	15.12.2021			NIL	
	MANIPUR	Churachandpur	04-10-2021	16.12.2021			NIL	
	MANIPUR	Thoubal	23-09-2021	07.12.2021			NIL	
	MANIPUR	Kakching	23-09-2021	22.12.2021			NIL	
	MANIPUR	Senapati	22-09-2021	18.12.2021			NIL	
	MANIPUR	Kangpokpi	22-09-2021	17.12.2021			NIL	
	MANIPUR	Pherzawl	27-08-2021	10.12.2021			NIL	
	MANIPUR	Bishnupur	09-09-2021	13.12.2021			NIL	
	MANIPUR	Noney	22-09-2021	09.12.2021			NIL	
	MANIPUR	Imphal East	13-09-2021	21.12.2021			NIL	
	MANIPUR	Tengnoupal	04-10-2021	03.12.2021			NIL	
	MANIPUR	Ukhrul	12-10-2021	21-12-2021			NIL	
	MANIPUR	Jiribam	05-10-2021	22-12-2021			NIL	
	MANIPUR	Chandel	05-10-2021	23.12.2021			NIL	
	MANIPUR	Kamjong	11-10-2021	23-12-2021			NIL	
	MANIPUR	Tamenglong	29-09-2021	22-12-2021			NIL	

*In case the meeting could not be convened during the quarter, reason may be furnished in column No. (vi)

MINUTES OF THE 67th SLBC MEETING FOR THE QUARTER ENDED JUNE 2021- CUM - SPECIAL SLBC MEETING TO REVIEW FINANCIAL INCLUSION AND FINANCIAL LITERACY INITIATIVES HELD ON 28TH SEPTEMBER 2021 AT 10.45 A.M IN THE CONFERENCE HALL OF THE MANIPUR SECRETARIAT SOUTH BLOCK.

List of participants in Annexure-A

The meeting of the 67th SLBC was held under the chairmanship of Dr. Rajesh Kumar, IAS, Chief Secretary, Government of Manipur. Shri S. K. Sahoo, DGM (SLBC) SBI LHO gave a brief welcome address and welcomed all the participants in the meeting. Thereafter, Shri. R.S. Ramesh, CGM, SBI, North Eastern Circle presented the keynote address to the House.

The SLBC Coordinator, Shri. Hubert S.Z. Khobung, then proceeded with the meeting agenda wise discussion/deliberations of the House.

Agenda no. 1: Adoption of the minutes of the 66th SLBC meeting held on 28th June 2021:

GM RBI remarked that ***"Inclusion of Financial Education in School Curriculum"*** was not included in the agenda item of the last SLBC meeting, and that it needed to be included till the process is completed by Education Department. DGM, SLBC replied that it has been included in this meeting and will continue to be included in all SLBC meetings henceforth. The meeting minutes of the 66th SLBC meeting was adopted by the House.

Agenda no. 2: Review of Action taken Report of the 66th SLBC Meeting

Opening of RSETIs:

Kakching District: The State Mission Director (SMD), Manipur SRLM informed the House that the identified temporary rooms at ITI building which were used as COVID Care Centre have been vacated and is now available for starting the RSETI by PNB. PNB informed that the campus is almost ready and it has initiated steps for operationalizing the RSETI, which is expected to be completed within October. The Chairman advised PNB to take all necessary steps including identification of trainers and beneficiaries, so that the RSETI is ready for inauguration by **1st November, 2021**.

Bishnupur District: The State Mission Director (SMD), Manipur SRLM informed the House that Deputy Commissioner, Bishnupur had convened a meeting on 7th August, 2021, wherein the rooms and buildings were identified for setting up the RSETI. PNB informed that repairing & renovation works are in progress. The Chairman advised PNB to take all necessary steps including identification of trainers and beneficiaries, so that the RSETI is ready for inauguration by **1st November, 2021**.

Senapati District: The State Mission Director (SMD), Manipur SRLM informed the House that land allocation in Senapati District is completed. The Chairman advised SBI to initiate steps for construction of the RSETI in

Summary
29/09/2021

the allotted site. In the meantime, the RSETI is to function from any temporary location, which can be identified with assistance from DC/Senapati and take all necessary steps including identification of trainers and beneficiaries, so that the RSETI is ready for inauguration by **1st November, 2021.**

Imphal East District: Pending finalization of land allotment, the Chairman advised PNB to identify any temporary location with assistance from DC/Imphal East and take all necessary steps including identification of trainers and beneficiaries, so that the RSETI is ready for inauguration by **1st November, 2021.**

Chandel District: The State Mission Director (SMD), Manipur SRLM informed the House that land allocation is under process and has been forwarded to Revenue Department by the District Administration. In the meantime, a temporary building has been identified at DC Office Complex. The Chairman advised SBI to take all necessary steps including identification of trainers and beneficiaries, so that the RSETI is ready at the temporary building for inauguration by **1st November, 2021**

Ukhrul District: The State Mission Director (SMD), Manipur SRLM informed the House that land at about 3 km east of Ukhrul Mini Secretariat has been identified. However, which bank will operate the RSETI is yet to be finalized. The matter was placed before the SLBC to take a decision in this regard. The House observed that since PNB was taking up the RSETI in Kakching District (where SBI is the Lead Bank) and since Ukhrul has been allotted to SBI more than 2 years back, it may be taken up by SBI. Accordingly, SBI was advised to inform its Corporate Office about the decision of the House.

Imphal West District : The State Mission Director (SMD), Manipur SRLM informed the House that no updates were received from the District Administration/ Concerned bank. The Chairman advised DC/Imphal West to assist in identification of temporary location, pending allocation of land as soon as possible. Thereafter, SBI to take up all necessary steps including identification of trainers and beneficiaries, so that the RSETI is ready at the temporary location for inauguration by **1st November, 2021.**

Tamenglong District: The State Mission Director (SMD), Manipur SRLM informed the House that no updates were received from the District Administration/ Concerned bank. The Chairman advised PNB to take assistance from DC/Tamenglong for identification of temporary location, pending allocation of land. Thereafter, PNB to take up all necessary steps including identification of trainers and beneficiaries, so that the RSETI is ready at the temporary location for inauguration by **1st November, 2021.**

(Action: Concerned DC/ SBI/PNB)

[Handwritten signature]
29/09/2021

Agenda no 3: Review of Deposits, Advances and CD Ratio:

The SLBC coordinator informed the House that the CD ratio at the end of the Quarter ended June 2021 for the State stood at 66 % which is above the National bench mark of 60%. The bank-wise CD ratio was reviewed.

All banks with CD ratio below 40 % were advised by the Chairman to improve their performance by the next quarter. Further, banks with CD ratio below 60 % were advised to achieve the National benchmark of 60%.

(Action: All Banks)

Agenda 4: Review of Credit Disbursement:

The House reviewed the overall ACP achievement including the Sector-wise achievement during the quarter. The overall ACP achievement for the Quarter stood at 22%.

The House observed that the overall achievement under ACP was below the desired levels. The Chairman observed that the banks were not performing well, particularly in the Agriculture sector as well as Other Priority Sector. He viewed with concern the persistent poor performance in Agriculture Sector and urged the banks to step up their performance. The House expressed displeasure at the performance of BOM, PSB, INDUSIND and YES Bank who have not made a single lending to the Sector during the last Quarter. All banks in general and these banks in particular were advised to step up their performance and achieve proportionate ACP target on a month to month basis.

CGM SBI, NE Circle, informed the House that RBI has identified 14 districts of Manipur (i.e., all Districts with the exception of Jiribam and Imphal West) as credit-deficit districts and advised the banks to show improvement in these districts in the next quarter. He further informed that RBI was incentivising banks by assigning higher weightage (125%) to the incremental priority sector credit in these districts.

On the issue of low credit off-take, particularly in priority sector, GM-OIC spoke about the RBI policy measures such as broadening the scope of Priority Sector Lending by including start-ups, enhancing the limits for lending to renewable energy sector, increasing targets for small and marginal farmers and weaker sections, incentivizing banks to augment credit flows to districts with relatively lower credit penetration. Further, with the introduction of the Payments Infrastructure Development Fund (PIDF) Scheme, RBI has taken steps to further widen the use of digital payments and digitalization. The objective of the PIDF scheme is to subsidise the deployment of payment acceptance infrastructure in Tier 3-6 centres with special focus on the NE states.

Summary
29/09/2021

The House advised all the banks to take into consideration the above policies of RBI and strive to achieve the benchmark of 40% lending towards Priority Sector, with a target of 18% to Agriculture lending.

(Action: All Banks)

Agenda 5: Special focus on Review of financial inclusion initiatives, Expansion of Banking Network, Financial literacy, Social Security Schemes and Digitisation.

SLBC Coordinator apprised the House that as a part of the special SLBC focus on financial inclusion and financial literacy initiatives, the above agenda items have been included along with other agenda items for a focused review of the progress made in areas of financial inclusion and financial literacy parameters.

(a) Roadmap for providing banking services-villages with population below 2000:

The Convenor Bank apprised the House that since the last Sub-Committee meeting held on 08.09.2021, there are still 114 villages to be covered under any provision (banking outlet/CSP) as under:

Sl no	Name of districts	Uncovered Villages
2	Pherzawl	26
3	Kamjong	41
4	Chandel	44
5	Tengnoupal	3
Total		114

The allotted banks namely HDFC, ICICI and PNB were advised to expedite the process and ensure coverage of all the villages by November 2021. HDFC Bank and SBI were advised to explore setting up 100 additional CSPs/BCs within November 2021.

(Action: HDFC, ICICI, PNB and SBI)

(b) DFS inadequately Uncovered villages:

HDFC Bank and ICICI Bank were advised to cover Mongken and Maomual villages which were identified as uncovered by DFS. The banks were also advised to update in the Jan Dhan Darshak App of DFS and report the updated status within a week.

(Action: HDFC and ICICI)

(c) Status of Financial Literacy Camps (FLCs):

The House observed that due to the prevailing COVID-19 restrictions, the number of FLCs were few in number. However, as the conditions have improved, banks, especially rural branches, should conduct more FLCs as

Summary
29/09/2021

mandated by RBI and asked all the banks to achieve the target by March, 2022 and also to set quarterly targets for themselves.

The Chairman requested RBI to prepare a calendar with quarterly targets for holding of FLC camps by the banks, so that the achievement can be clearly assessed in the next SLBC meeting.

(Action: RBI/All Banks)

(d) Details of enrolment under Social Security Schemes

The performance of banks under PMJJBY, PMSBY, APY was reviewed. The House advised the banks to improve the coverage under these schemes. The performance of MRB, Bandhan bank and NESFB was viewed with concern by the Chairman and advised these banks to give special focus to these schemes which were being regularly reviewed by the Central Government.

(Action: All Banks)

Agenda 6: Aspirational District (AD) Programme:

Chandel District has been identified as the Aspirational District in the State. The performance under the various banking parameters were presented in the House. The Deputy Commissioner, Chandel highlighted the technical issues due to bifurcation of Chandel District. The Chairman advised all the banks operating in the district to improve their performance under all the required parameters of the Aspirational District programme.

(Action: DC Chandel/All Banks)

Agenda 7: Opening of Bank Branches in Unbanked Blocks & Unbanked Urban Local Bodies

The Convenor Bank informed the House that this agenda item was extensively discussed in the Sub-Committee on Unbanked Blocks, Unbanked Urban Local Bodies etc., held under the chairmanship of the Chief Secretary on 8th September, 2021. The Chairman advised all the banks to take necessary action to open the bank branches as discussed in the last Sub-Committee meeting.

DC/Chandel submitted that in the list of newly identified Unbanked Blocks, Khangbarol Block is indicated as being located in Tengenoupal District but it is actually in Chandel District. He requested the House to make the necessary rectification, which was agreed to.

During the deliberations, SBI and HDFC Bank informed the House that 3 (three) branches each will be opened shortly in different locations of the State. Bank of Baroda and Punjab & Sind Bank also informed the House that they are on the verge of opening bank branch in Somdal TD and Kasom Khullen TD respectively. Banks, including SBI, raised the issue of dual connectivity which is a pre-requisite for opening of bank branches. The

Summary
29/09/2024

Chairman asked Director, IF to co-ordinate with Director/IT regarding providing SWAN services to the banks, and also to convene a meeting of all vendors like BSNL, AIRTEL and other Private Telecom Services providers so as to sort out the issue. Director/IT, RBI and SLBC Nodal Officer were asked to join this meeting.

The Chairman expressed satisfaction about these developments and advised the banks to expedite the process in collaboration with District Administration/ other departments so that branches are opened as stipulated in the last Sub-Committee meeting dated 8th September 2021.

- Bank of India, vide their letter ZO GUW CSD TA 2021-22: 417 stated that they could not find a suitable building in Oinam Bazar and requested permission to open the branch in Nambol Bazar, about 4 kms from Oinam Bazar. The House approved opening of the branch in Nambol bazar as a temporary measure, till a suitable site is located in Oinam. The Bank was further advised to expedite the process so as to open the branch within the timeline stipulated in the Sub-Committee meeting.

(Action: DIF/All Allotted banks)

Agenda 8: 100 % Digitalisation of Kakching District

SLBC Convenor informed the House that the District is almost 100% digitalized. GM RBI congratulated and appreciated the efforts of all the banks in the District.

GM-OIC, RBI, Imphal commended the banks operating in Kakching District on achieving 99.75% digitalization of operative savings account and 98.95% digitalization of operative current accounts. She mentioned that the achievement was much above the aggregate achievement of banks at the National level, i.e. 95.9% for savings account and 89.8% for current account as on March 2021.

The House was informed that Noney District has been identified as the second Digital District in Manipur. The House approved the same, and Chairman advised the banks operating in the District to strive to achieve the target of 100% Digitization within this Financial Year.

(Action: All banks operating in the District of Noney)

Agenda 9: Inclusion of Financial Education in School Curriculum

DIF informed the house that BOSEM would be holding their next Board meeting on October 8, 2021 in which the contents to be included in school text books for inclusion of financial education in School Curriculum would be placed for approval. The Chairman advised the Education department to monitor the progress and ensure that the exercise of inclusion of Financial Education in School Curriculum in Classes 7-10 by October 15, 2021

(Action: Director Education -S)

Summary
29/09/21

Agenda 10: Make in Manipur Scheme (Lemon Grass)

Punjab National Bank apprised the House that 454 accounts amounting to 2.39 crores sanctioned to lemon grass farmers under Make in Manipur Scheme have become NPA. He requested government intervention to recover the amount.

The Commissioner/TC&I apprised the House that the Committee formed in this regard has submitted its Report, wherein it had been observed that there is no provision in the MoU for the Government or MFICL to act as Guarantor in case of failure to repay the loans.

The Chairman observed that this matter has been under discussion for a long time and accordingly, advised the Bank and the Department of Textiles, Commerce and Industry to jointly examine the issue and bring the matter to a logical conclusion.

(Action: PNB and TC&I Department)

Agenda 11: Loans under Government sponsored schemes

The House reviewed the performance of Government sponsored schemes under PMEGP, PMMY, DAY- NULM, DAY-NRLM, SHG and PM SVANidhi.

Commissioner Trade and Industry also informed the House that the performance under PMEGP is satisfactory. The Chairman, while commending the performance, exhorted the banks/implementing agencies to strive to achieve more in the coming quarters.

Director/ MAHUD informed the House that the performance of the State under PM SVANidhi is the best among Hilly States and North East States. He commended the efforts of participating banks and thanked them for their support. The Chairman appreciated the efforts but advised MAHUD Department and the Banks to achieve the target of 13,000 for Tranche 1 by the end of October and 2nd tranche target by the end of November.

Convenor Bank informed the House that targets under DAY-NULM, Handloom Weavers and PMEGP (approved by SLMC) are being put up in this SLBC meeting for approval of the House. Chairman advised the implementing agencies and banks to achieve the targets by 31st December, 2021.

(Action: All implementing Banks/Agencies)

Agenda 12: Recovery Act of Manipur 2003 - Bakijai cases how to implement in Manipur

DIF informed the House that as advised by the Law Department, the Rules have been reframed and referred back to Law Department. The Chairman advised DIF to tie up with Law Department and have a re-look as to whether the provisions in the Act needs amendment in view of the various developments in the last few years. The Chairman also asked RBI and all the

Suman
29/09/2024

banks to provide feedback or suggestions, if any, to DIF at the earliest so that they may be incorporated in the Act/Rules.

(Action: DIF)

Agenda 13: CLSS component of PMAY (U)

The Department was advised by the Chairman to complete all pending process by December, 2021.

(Action: MAHUD)

Agenda 14: SRLM pending claims


The Chairman advised DIF to follow up with Finance Department and resolve the matter by October, 2021.

(Action: DIF)

Agenda 15: Miscellaneous Agenda

The House approved targets under DAY-NULM, Handloom Weavers and PMEGP for FY-2021-22 placed in **Annexure B**.

Shri S. K. Sahoo, DGM (SLBC), SBI, NE Circle gave the Vote of Thanks.


(Dr. Rajesh Kumar)
Chief Secretary
Government of Manipur.

LIST S OF INVITEES PRESENT IN THE 67th SLBC MEETING FOR THE QUARTER ENDED JUNE, 2021 HELD ON THE 28.09.2021, TUESDAY AT THE CONFERENCE HALL OF MANIPUR SECRETARIAT.

A. State & Central Govt. Officials

SL NO	NAME OF PARTICIPANT	OFFICE & DESIGNATION	Phone No.
1	Rajesh Kumar, IAS	Chief Secretary, Govt. of Manipur	N.A
2	Anna Arambam, IAS	Director/IF	N.A
3	M Harekrishna	Comm (Edn/Fy)	9862029768
4	E Priyokumar Singh	IGP (AP/Ops & Prov.)	9612474672
5	R.K Dinesh	Comm (Rev/TCI/Coop)	8132953225
6	H. Worshang	DC, Kamjong	8974700352
7	Somorjit Salam	DC/ Kangpokpi	9856155451
8	M Rajkumar	DC/ Chandel	7085829861
9	R Rang Peter	DC/Thoubal	9612038127
10	Mannuamching	DC/ Pherzawl	9862159042
11	Robert S Kshetrimayum	Dc/ Noney	8730800452
12	Th Kirankumar	DC/ Imphal West	9612669563
13	Mahesh Chaudhari, IAS	DC Senapati	8415067710
14	L. Nandakumar	Director Edn (s)	9856431598
15	Ranjan Yumnam, IAS	Project Director, MDS	6909363230
16	David Kashungnao	ADC/ Ukhrul	7005404744
17	Md. Ziaur Rahman	AC to DC, Bishnupur	9862662583
18	Kh. Dilip Singh	JD/TC	9436021224
19	Chandam Bobo	ADC/ Jiribam	9774790637
20	Mangminlian Vaiphei	AC to DC, Imphal East	8132817540
21	Todinang Panmei	Addl. Director, Agri. Department	8974566941
22	M Kapajit Singh	ADC/Kakching	7005622996
23	Kh Bobby Singh	CC-Skills, Manipur SRLM	8794708088
24	Dr. U Supriya Devi	A.O, H&Sc, Manipur	9774911944
25	Th. Harikumar Singh	Director, MAHUD	8974052872
26	Yumnam Robita	SMD/MSRLM	9436030354
27	N Gojendro	Dy/Secy (Agri) for Com (Agri)	7085383671
28	Kengoo Zuringla	Addl. Secy / Hor&Sc	8132048126
29	Honey Chara	Addl. Dir (Hor&Sc)	7005202741
30	H Karuna Devi	CEO, KVIB, Lamphel	9774175788
31	Dhanny Lama	KVIC Executive (V.I)	9435277775
32	Ram Chandra	Director, Deptt. Of Telecom Govt of India	9196009600
33	Ratanjoy Khuman	ADG, o/o DDG (SC), DOT Manipur	9434738774
34	David Khangembam	DO/SDM	7005504629

B. RBI & NABARD

SL NO	NAME OF PARTICIPANT	OFFICE & DESIGNATION	Phone No.
1	T Lhungdim	DGM, RBI	N.A
2	Mary Gwite	GM, RBI	N.A
3	Mangta Shoute	AGM, RBI	8837211953
4	Srinivas Rao	GM, NABARD	N.A
5	Tajuddin Chisam	NABARD	7005585844

C. COMMERCIAL BANKs, RRBs, CO-OPERATIVE BANKs AND OTHER FINANCIAL PUBLIC SECTOR INSTITUTION'S OFFICIALS

SL NO	NAME OF PARTICIPANT	OFFICE & DESIGNATION	Phone No.
1	A Subhash, IAS	MSCB Ltd. Managing Director	9862277899
2	Samarendu Samat	Chairman, MRB	7044080613
3	V.K Srivastava	DGM, CBI, DZM Office, Guwhati	7045754970
4	Sonam T Bhutia	DGM, Bank of Baroda	7099022708
5	Sanjay Kumar Singh	DGM, IOB, Chief Regional Manager, Guwahati	8334889900
6	Ranjeet Singh	DGM, UCO Bank	7782923170
7	Raju Das	AGM, Zonal Head, Agartala, UCO	8011106921
8	Seiminthang Haokip	AGM & BH, IDBI Imphal	9706077351
9	Ng Gopeshwor Singh	Asstt. Vice President, HDFC Bank	8974805384
10	Raushan Kumar	Chief Manager, CBI	7766042142
11	S S Aimol	Chief Manager, PNB	8414829417
12	Manish Debbarma	C.H, PNB, Imphal	7005469264
13	K.S.J Gangte	CM, ICICI Bank	8730002512
14	N Timothy	CM & BH, UCO Bank, Imphal	7085795614
15	Kh. Devajit	CM, BM, Indusind Bank	9612951046
16	Y Bisheshwor	IPPB, Sr. Manager	8794722837
17	G.L Kabui	PSB, Sr. Manager	9862548777
18	Santanu Singh	YES Bank	8794723136
19	W.K Mashangva	Sr. Manager, Indian Bank	7872252230
20	Bikram Kshetrimayum	Bandhan Bank	9774175788
21	R.S Shimrayngayung	B.M, IOB, Imphal	8474024964
22	Nejolata Haobijam	Senior Branch Manager, BOB	9862854343
23	Dinachandra Irengbam	Senior Manager, Union Bank of India	8837369089
24	Pukhrambam Naresh Kumar	Manager, MRB	8794627021
25	Naorem Parabat Singh	Axis Bank, Cluster Head	7085052893
26	Gideon Maram	NESFB	9612914329
27	N Joyshankar Singh	Canara Bank	9612255610
28	Sapam Pheshan Singh	Canara Bank, Imphal	8837407337
29	H Bivkananda Singh	SDM, BOI	9365629673

D. CONVENOR BANK OFFICERS

SL NO	NAME OF PARTICIPANT	OFFICE & DESIGNATION	Phone No.
1	R.S Ramesh	CGM, SBI N.E Circle	N.A
2	Amit Kumar	DGM, SBI A.O Shillong	N.A
3	Susanta Kumar Sahoo	DGM, SLBC, L.H.O Guwahati	N.A
4	Girindra Sarma	AGM, RBO Imphal, Convenor SLBC	9435734880
5	Hubert S Z Khobung	Coordinator, SLBC	8974038446
6	H.H Poumai	LDM, Imphal West	8794731771
7	H Haukhanpau	LDM, Churachandpur	9436164490
8	L.S Peter	LDM, Senapati	8374846287
9	Haojakhup Kipgen	LDM, Kangpokpi	9051610858
10	Thuamza Tunlut	LDM, Thoubal	9862899675
11	A Altias	LDM, Chandel & Kakching	7005389821
12	T Lianminthang	SBI, RSETI, Churachandpur	9485239046
13	Paul Gangte	Asst. Manager, SBI, LBO Imphal West	9402951169