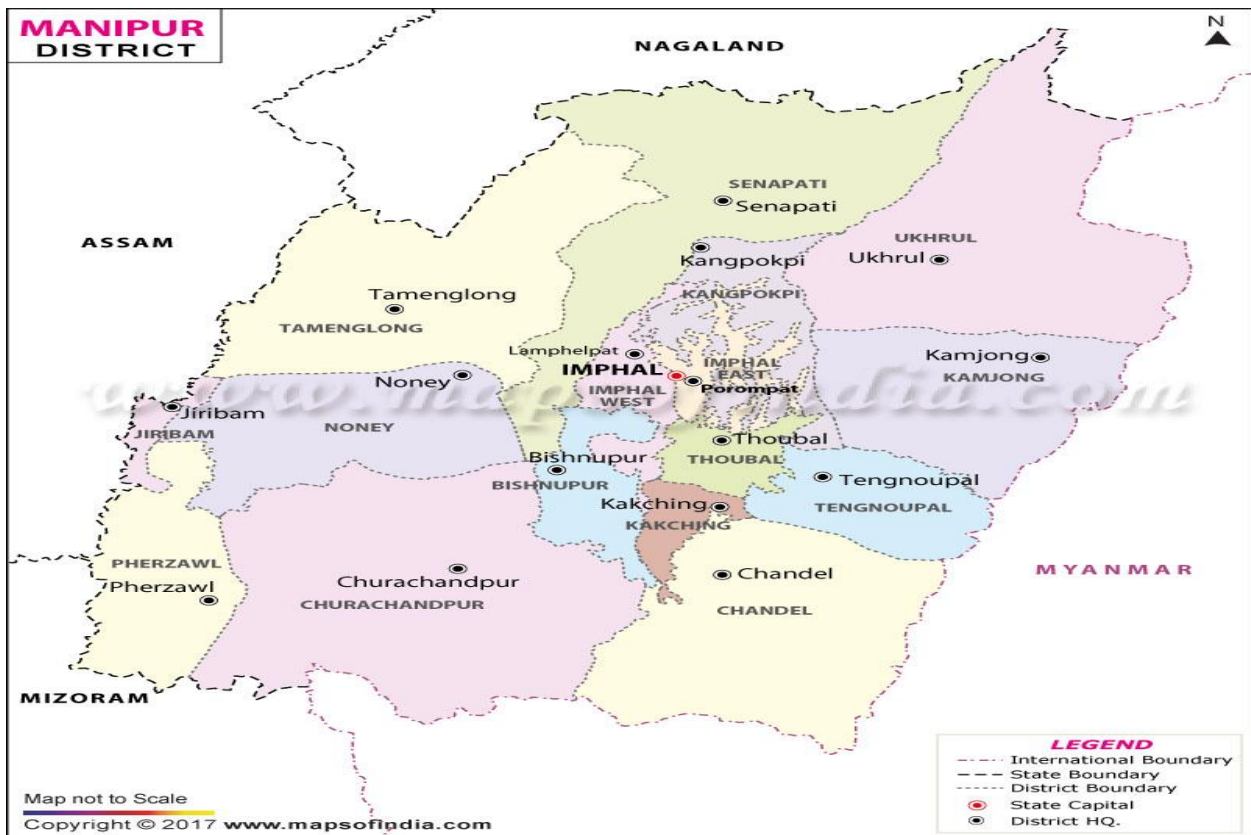


MANIPUR STATE PROFILE

The word Manipur is derived from two words, “Mani” meaning ‘Jewel’ and “Pur” meaning “City or Place”. Pandit Jawaharlal Nehru called Manipur the ‘Jewel of India’ while Lord Irwin described it as the Switzerland of India’. It is bounded by Nagaland to the north, Mizoram to the south, and Assam to the west, Myanmar (Sagaing Region and Chin State) lies to its east. The state covers an area of 22,327 square kilometres (8,621 sq miles) and as per Census 2011, it has a population of 28.56 Lakhs. The rural and urban population is 70.79% and 29.21%, respectively. Sex Ratio in Manipur is 985 i.e. for each 1000 male. Manipur has been at the crossroads of Asian economic and cultural exchange for more than 2,500 years. It has long connected the Indian subcontinent to Southeast Asia, China (or East Asia), Siberia, Micronesia and Polynesia, enabling migration of people, cultures, and religions.

Districts of Manipur



1. Bishnupur	5. Imphal West	9. Kangpokpi	13. Tamenglong
2. Chandel	6. Jiribam	10. Noney	14. Tengnoupal
3. Churachandpur	7. Kakching	11. Pherzawl	15. Thoubal
4. Imphal East	8. Kamjong	12. Senapati	16. Ukhrul

Manipur State

Selected Economic Indicators.

Sl. No.	Items	Ref. Year	Unit	Particulars
1.	Geographical Area	2011 Census	'000 Sq. Km.	22.327
2.	Population	2011 Census	Lakh No.	28.56
3.	Density	-do-	Persons per Sq. Km.	121
4.	Sex Ratio	-do-	Females per '000 Males	987
5.	Percentage of Urban Population to the total population	-do-	Percentage	43
6.	Average Annual Exponential Growth Rate	2001-2011	-do-	1.86%
7.	Population Below Poverty Line (As per Planning Commission estimates)	1999-2000	-do-	28.54%
8.	Literacy rate : (i) Persons (ii) Male (iii) Female	2011 Census	-do-	i) 79.85% ii) 85.48% iii) 77.15%
9.	Gross State Domestic Product (GSDP) at factor cost : (i) At current prices (ii) At constant (1993-94) prices	2004-05 to 2010-2011 (Q) -do-	Rs. in crore -do-	9198.14 7184.09
10.	Net State Domestic Product (NSDP) at factor cost (i) At current prices (ii) At constant (1993-94) prices	-do- -do-	-do- -do-	8228.31 6548.20
11.	Per Capita NSDP (i) At current prices (ii) At constant (1993-94) prices	2003-2004	Rupees -do-	29684 23298
12.	Index of Agricultural Production (Base: Triennium ending 1981-82=100)	2002-2003 (P)	-	3325
13.	Total cropped area	1999-2000	Lakh hectare	1,65,787
14.	Net area sown	-do-	-do-	1,55,232
15.	Index of Industrial Production (Base : 1993-94=100)	2002-2003 (P)	-	502
16.	Post office per lakh population	2017 (December)	No.	25.75
17.	All scheduled commercial banks per lakh population	2021 (December)	Nos.	7.49
18.	Employment on organised sector	2002 (P)	'000 Nos.	80
19.	(i) Public Sector	-do-	-do-	70
20.	(ii) Private Sector	-do-	-do-	10

District-wise Population, Sex-ratio, Density etc (As per 2011 Census).

Sl. No.	DISTRICT	Population	Sex Ratio per '000 males	Density per Sq. Km.	Scheduled Caste			Scheduled Tribe		
					Total	Male	Female	Total	Male	Female
1.	THOUBAL	4,20,517	998	708	33,969	16,640	17,329	4,274	2,200	2,074
2.	CHANDEL	1,44,028	981	36	210	107	103	1,08,779	54,692	54,087
3.	CHURANDPUR	2,71,274	944	50	205	179	26	2,12,482	1,07,002	1,05,480
4.	SENAPATI	3,54,972	935	87	238	143	95	1,22,791	61,785	61,006
5.	IMPHAL WEST	5,14,683	1004	856	13,276	6,646	6,630	21,118	10,478	10,640
6.	IMPHAL EAST	4,52,661	991	557	10,409	5,374	5,035	24,712	12,382	12330
7.	BISHNUPUR	2,40,363	993	420	1,727	842	885	6,143	3,064	3,079
8.	TAMENGLONG	1,40,143	922	25	3	X	3	1,06,349	54,020	52,329
9.	UKHRUL	1,83,115	916	31	210	X	X	1,34,493	68,696	65,797
TOTAL		28,55,794	8684	2770	60,247	29,931	30,106	56,247	2,67,317	2,61,342

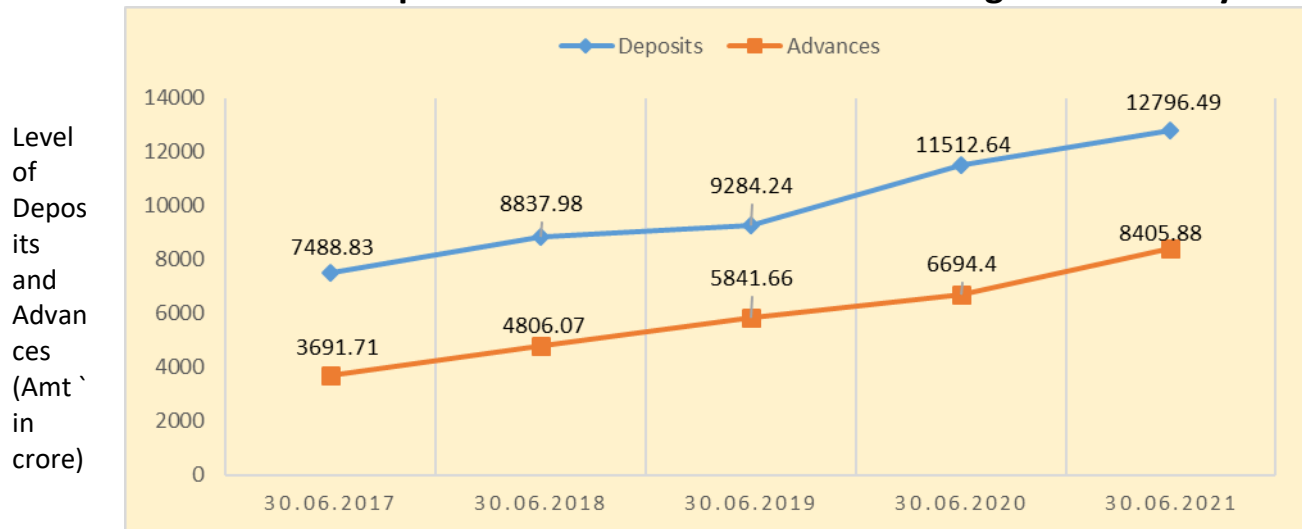
**** Information collected from respective state Govt. website...**

MANIPUR STATE: ACHIEVEMENT VERSUS NATIONAL NORMS

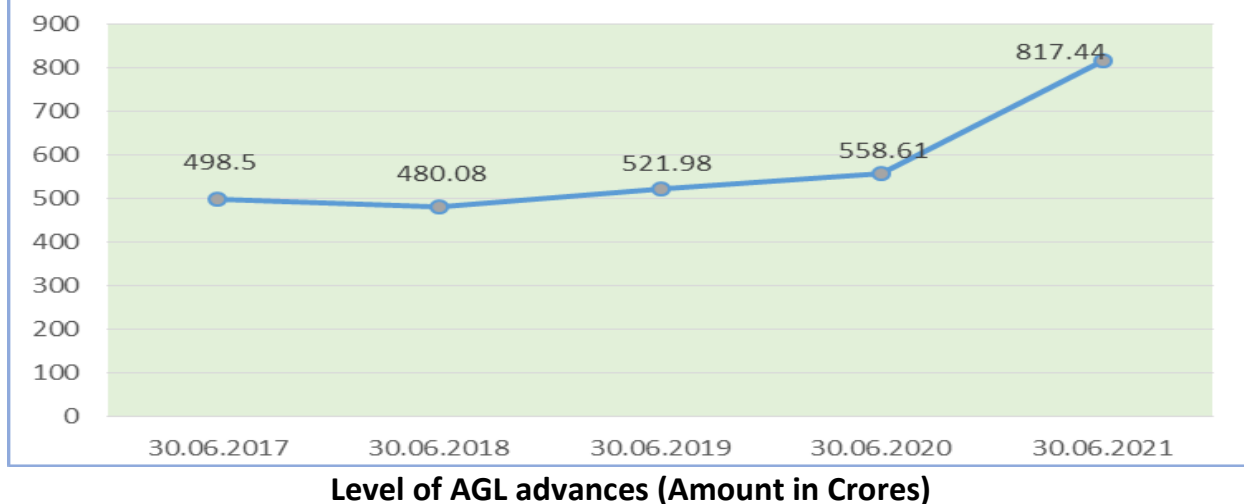
As on 30.06.2021

PARAMETERS	NATIONAL NORMS (%)	State Position (%)
C D RATIO	60	66
CREDIT + INV. : DEPOSIT RATIO	60	73
PRI. SECTOR ADV. TO TOTAL ADV.	40	32
AGL. ADV. TO TOTAL ADV.	18	7

Chart Level of Deposits and Credits in the state during the last five years



LEVEL OF AGL ADVANCES IN THE STATE DURING THE LAST FIVE YEARS



Details of Banking Profile in the FY 2020-21 as on 30.06.2021

(Amount in Rs.Lakhs)

Profile	Public. Bank	Private. Bank	RRBs	Co-op Banks	NEDFi/RIDF	Total
Branch Network	130	47	26	12	0	215
Aggregate Deposit(D)	935030.91	272117.50	35319.17	37550.11	0.00	1280017.69
Aggregate Advances(A)	596104.02	191507.68	19250.03	13720.70	20005.42	840587.85
C:D Ratio (CDR2)	63.75	70.38	54.50	36.54	0.00	65.67
Priority Sector Advances	161664.83	59472.86	18024.32	12777.55	20005.42	271944.98
% to Total Advances	27.12	31.06	93.63	93.13	100.00	32.35
Adv. to Agriculture	23115.48	22552.23	7338.45	8732.85	20005.42	81744.43
% to Total Advances	3.88	11.78	38.12	63.65	100.00	9.72
Adv. to MSME Sector	85206.73	20282.42	9637.4	2724.09	0	117850.64
% to Total Advances	14.29	10.59	50.06	19.85	0.00	14.02
Adv. to Other Priority Sector	53342.62	16638.21	1048.47	1320.61	0.00	72349.91
% to Total Advances	8.95	8.69	5.45	9.62	0.00	8.61

Details of Banking Profile in the FY 2020-21 as on 31.03.2021

(Amount in Rs.Lakhs)

Profile	Public. Bank	Private. Bank	RRBs	Co-op Banks	NEFSB	Total
Branch Network	130	44	26	11	3	214
Aggregate Deposit(D)	906682.01	288014.83	38075.14	46313.69	3788.67	1282874.34
Aggregate Advances(A)	585253.88	183235.73	19469.87	11625.14	1969.99	801554.61
C:D Ratio (CDR2)	64.55	63.62	51.14	25.10	52.00	62.48
Priority Sector Advances	170714.83	60060.38	17971.83	8377.78	1697.24	258822.06
% to Total Advances	29.17	32.78	92.31	72.07	86.15	32.29
Adv. to Agriculture	21781.46	21423.22	7369.28	4513.79	51.12	55138.87
% to Total Advances	3.72	11.69	37.85	38.83	2.59	6.88
Adv. to MSME Sector	91242.25	24252.10	9616.23	2575.65	1646.12	129332.35
% to Total Advances	15.59	13.24	49.39	22.16	83.56	16.14
Adv. to Other Priority Sector	57691.12	14385.03	986.32	1288.34	0.00	74350.81
% to Total Advances	9.86	7.85	5.07	11.08	0.00	9.28

**AGENDA NOTE OF MANIPUR SLBC MEETING FOR
THE QUARTER ENDING JUNE, 2021**

Agenda 1: Adoption of minutes of the last SLBC meeting held on 28.06.2021

The minutes of the SLBC meeting for the SLBC meeting held on 28.06.2021 has been circulated to all the members, the house may adopt the said minutes.

Agenda 2: Action Taken Report of the 66th SLBC meeting held on 28.06.2021

Action Point	Compliance Remarks/ Action taken Report
<p><u>2. Opening of RSETIs in all 9 Districts.</u></p>	<p>As decided in the 66th SLBC Meeting, on a Committee headed by Additional Chief Secretary (RD&PR) was constituted vide Government of Manipur Finance Department (Institutional Finance) dated the 24th July, 2021.</p> <p>The Committee met for the first time on 6th August, 2021 through Video Conferencing to deliberate on the progress of opening of RSETIs in the state of Manipur. The gist of important decisions taken in the meeting and the present status are as under:</p> <p>Kakching District (Allotted Bank-PNB): Land for the permanent site has already been allotted by the Deputy Commissioner, Kakching. Manipur SRLM, District Administration and Punjab National Bank have been advised to initiate steps for execution of MOU. The ITI building, identified for temporary functioning of the RSETI however is still used as a COVID Care Centre. It was decided to assess the covid situation and take steps to commence operations by 15th August 2021. (MSRLM to appraise the house with the latest updates).</p> <p>Bishnupur District (Allotted Bank-PNB): Land for opening RSETI has been identified by Deputy Commissioner. Punjab National Bank and Deputy Commissioner Bishnupur District were advised to identify a building for temporary functioning of the RSETI. (MSRLM to appraise the house with the latest updates).</p> <p>Senapati District (Allotted Bank-SBI): Land which is 3 km from Senapati HQ has been identified by Deputy Commissioner during February, 2021. The District Administration was advised to initiate the process of handing over of the land and also initiate steps for temporary functioning of the RSETI at a suitable location. (MSRLM to appraise the house with the latest updates).</p>

Imphal East District (Allotted Bank-PNB): As per information of MSRLM, land was identified way back during 2012. The Deputy Commissioner was advised to find out the status of the allotted land. District Administration was also advised to identify temporary premises for commencing the RSETI at a temporary location with the concerned bank PNB. A timeline of 15th August, 2021 was stipulated. **(MSRLM to appraise the house with the latest updates).**

Chandel District (Allotted Bank-SBI): Land has already been identified by the Deputy Commissioner during July, 2021. Steps have been initiated for allocating the identified land to the Bank. District Administration was advised to identify temporary premises for commencing the RSETI with the concerned bank SBI. A timeline of 15th August, 2021 was stipulated. **(MSRLM to appraise the house with the latest updates).**

Ukhrul District (Allotted Bank-SBI): Land has already been identified, which is 3 Km from DC Office, Mini Secretariat, Ukhrul. The District Administration was advised to identify temporary premises for commencing the RSETI with the concerned bank. A timeline of 15th August, 2021 was stipulated. Meanwhile, SBI has written to Mission Director, MSRLM vide letter No. LHO-RSETI/2020-21/262 dated 06.02.2021 with a request to relook into the matter as the Lead Bank responsibility of the district is vested with Punjab National Bank (PNB). **(MSRLM to appraise the house with the latest updates).**

Imphal West District (Allotted Bank-SBI): Permanent land has not been identified. A building for temporary functioning of the RSETI has been inspected by SBI and SRLM. Deputy Commissioner Imphal West Vide letter No.DC(IW)8/Misc/Re/2020(A) dated 24th August, 2021 has written to the Director Commerce and Industries for seeking permission for use of MSME building for setting up of RSETI by State Bank of India. **(MSRLM to appraise the house with the latest updates).**

Tamenglong District (Allotted Bank-PNB): Land has already been provided to the concerned Bank, PNB for setting up of RSETI. District Administration was advised to identify temporary premises for commencing the RSETI with the

	<p>concerned bank PNB. A timeline of 15th August, 2021 was stipulated. (MSRLM to appraise the house with the latest updates).</p>
<p><u>3. Review of Deposits, advances and CD ratio</u> Over all CD ratio of the state was 62 % as at the end of the March 2021 Quarter. However, looking at the bank wise performance there were 5 banks with CD ratio less than 40% and 10 banks with ratio between 40-60 %. All the banks with performance below 60% were advised to improve their performance.</p>	<p>The overall CD ratio has improved to 66 % compared to 63 % in the previous quarter.</p> <p>BOM, ICICI Bank and CBI whose CD ratio was below 40% have now improved their performance. MSCB and YES bank continue to have CD ratio below 40 %.</p>
<p><u>4. Review of Credit Disbursement</u> a) ACP Performance during the year: The Chairman observed that there has been improvement in the overall performance over the previous quarter, especially in MSME sector which has achieved more than the allotted targets and was appreciated. However achievement in priority and non-priority needs to be proportionate and the banks still need to rev up their performance in the priority sector. The General Manager-II, SBI LHO Guwahati urged banks to go for financing allied activities like fishery, piggery, dairy and horticulture in coordination with NABARD and concerned line departments of the State Government.</p>	<p>All the banks have noted to improve performance from the beginning of the next FY 2021-22.</p> <p>All the banks have noted to improve performance from the beginning of the next FY 2021-22.</p>

b) Priority Sector Lending:

The Chairman requested all the banks to focus on improving their performance in the priority Sector so that there is visible improvement in the next quarter.

c) PMEGP:

Out of a target of 2063 nos allotted for FY 2020-21, 1840 nos were sanctioned which is 89 % of the total target. The bank wise, District wise and Agency wise performance was appraised in the meeting.

d) Fishery Loan

As on 31.03.2021 the total number of fishery loans sanctioned was 513 nos amounting to Rs 1113.50 lakhs. In the sub-committee meeting of Review of credit disbursement/ financial performance for March 2021 qtr, the Fisheries Department and banks were advised to coordinate with each other for sanction of loans and rectify minor errors in the loan applications. Fisheries Department was further advised to take up necessary action so that more fish farmers are made aware of the fishery loans and the target is achieved. The Director, fisheries apprised the house as per information received from the SLBC Convenor, the

The tentative target for the year 2021-22 received from State Director, KVIC is as under:

Particulars	Physical Target (Nos of projects)	Margin Money (in lakhs)
New Unit	2561	6704.00
Existing Unit	11	224.56
Total	2572	6928.56

Allocation of District-Bank wise target is under process

The total numbers of KCC disbursed during the quarter is **123** nos of loan amounting to **Rs. 18.18 lakhs.**

The total fishery KCC outstanding as on **30.06.2021** is **478** amounting to **Rs. 746.44 Lakhs.**

As on **31.03.2021**, the figures were **362** nos of loans amounting to **Rs. 511.67 Lakhs.**

<p>matter regarding fishery loan is closed and a new scheme, KCC is being taken up in place of the former loan scheme. Accordingly, the department has taken up the KCC scheme under instruction of the concerned Ministry where a total of 585 applicants have applied and their applications have been forwarded to banks for taking up the matter along with the allocation of the banks.</p>	
<p>5- I &II: Opening of Bank Branches in Unbanked Blocks and Urban local towns/Municipalities/ NPs. The Chairman advised all banks to take necessary action to open the bank branches as discussed in the SLBC Sub-committee on Unbanked Blocks.</p>	<p>The Agenda item along with the ATRs of the previous SLBC Sub-Committee meeting on 23.06.2021 were taken up and discussed extensively in the Sub-Committee meeting on 8th September 2021. The meeting minutes have been circulated to all the committee members.</p>
<p>6. 100% Digitalization of Kakching District</p>	<p>As on August, 2021 progress report submitted by banks, district is now 99.75% digitalized in operative Saving Bank Accounts and 98.95% in operative current accounts.</p>

Agenda 3: Review of Deposit, Advances and CD Ratio

a) Deposit, Advances and CD Ratio in the last three Financial Years for Manipur: (Amt in Crores)

FY	Deposits	Advances	CD Ratio	YOY Growth in Advance	
				Value	%
June 2021 Quarter	12800.18	8405.88	66	1711.48	26
June 2020 Quarter	11512.64	6694.40	58	852.74	15
June 2019 Quarter	9284.24	5841.66	63	1035.59	22

****The National bench-mark for CD Ratio is 60%.**

b) The CD Ratio performance of the Banks in Manipur as on 30.06.2021:

CD Ratio	No of Banks	Name of Banks
Below 40%	3	YES, MSCB, UNION BANK
40- 60%	9	ICICI, CBI, IOB, PNB, BOB, NESFB, IDBI, MRB, PSB
Above 60%	10	BOM, INDIAN, HDFC, SBI, CAN, UCO, AXIS, BOI, BANDHAN, INDUS

Agenda 4: Review of Credit Disbursement

**a) ACP performance during the year
Sector-wise Summary under ACP**

(Amt in Crores)

Sector	FY 21-22 June Quarter		
	Target	Achieved	Achievement %
Agri Sector	653.75	68.77	11%
MSME	539.35	149.34	28%
Other Priority Sector	384.71	14.35	4%
Total Priority	1577.81	232.46	15%
Non Priority	538.74	240.17	45%
Grand Total	2116.55	472.63	22%

(b) Priority Sector lending

(Amt in Crores)

Sector	Sept, 2020	Dec, 2020	March, 2021	June, 2021	Growth in June, 21 over March.,21		% to Total Advances
					Value	%	
Agri	557.82	570.00	551.39	817.44	266.05	48	10
MSME	1246.93	1279.71	1293.32	1178.51	-114.81	-9	14
Services/ Other Priority Sector	833.91	761.58	743.51	723.50	-20.01	-3	9
Total	2638.66	2611.30	2588.22	2719.45	131.23	5	32

Priority sector advances stood at 32% of the total advances at the end of June quarter FY 2021-22.

(c) **PMEGP (FY 2021-22):** Total physical target for the State is set for **12572** amounting to **Rs. 69.29 Crores** for the **FY 2021-2022**. Allocation of District-Bank wise target is under process (**Sponsoring Agencies may appraise the house for further discussions**).

d) Fishery Loan

As on 30.06.2021

(Amt in Crores)

Target	Application Received	Sanctioned No	Sanctioned Amt	Disbursed Amt	Rejected
2871	1281	513	11.14	8.97	768

(e) **PM-SVANidhi Yojana as on 21.09.2021.**

(Amt in

Crores)

in

Target	Sanctioned No.	Sanctioned Amt.	Disbursed No.	Disbursed Amt.	Application Pending for disbursement Received
13000	8661	8.66	7178	7.17	1483

Agenda 5: SPECIAL FOCUS ON REVIEW OF FINANCIAL INCLUSION INITIATIVES, EXPANSION OF BANKING NETWORK, FINANCIAL LITERACY, SOCIAL SECURITY SCHEMES AND DIGITISATION:

(a) Roadmap for providing banking services – villages with population below 2000:

The Progress of provision of banking services through banking outlets/ CSPs in villages of the State as on 30.06.2021 is as under: Out of 2252 villages there are still 215 uncovered villages as under:

Sl no	Name of districts	Uncovered Villages
1	Churachandpur	49
2	Pherzawl	60
3	Kamjong	58
4	Chandel	44
5	Tengnoupal	4
Total		215

All allotted banks to complete coverage of unbanked villages under roadmap by 30th September, 2021. **(Ref. page no. 95)**

(b) DFS Inadequately Uncovered villages:

533 inadequately uncovered villages were received from DFS and allotted to banks for deployment of BCs/CSPs within 5 Kms radius. 531 uncovered villages have already been covered by banks either by bank branch, BCs/CSPs or IPPB. The details of remaining 2 uncovered villages are given as under:

Sl No	Name of districts	Name of the allotted bank	Name of the Uncovered Villages
1	Churachandpur	HDFC bank Ltd.	Mongken
2	Churachandpur	ICICI bank Ltd.	Maumual

HDFC Bank and ICICI Bank are advised to complete coverage of villages by 30th September, 2021 and update the coverage status in Jan Dhan Darshak App. of DFS.

(c) Status of Financial Literacy Camps (FLCs):

Quarter	No. of FLCs
June	9

All Banks are requested to comply with the RBI instructions of ensuring conduct of one FLC meeting by each rural branches on a monthly basis.

(d) Details of enrolment under Social Security Schemes (Cumulative nos. as on 30.06.2021)

Enrolment under PMJJBY	Enrolment under PMSBY	Enrolment under APY
65098	194838	13417

PMJDY: Status of enrolment under PMJDY is as under:

Male	Female	Total
360063	460488	820551

Agenda 6: Aspirational District (AD) Programme, Manipur: Status as on 30.06.2021

Manipur		Social Security Schemes (in cumulative nos.)							
Sl no	Dist.	PMJDY		PMJJBY		PMSBY		APY	
		Mar, 21	June, 21	Mar, 21	June, 21	Mar, 21	June, 21	Mar, 21	June, 21
1	Chandel	13632	13638	724	868	2423	2837	93	94

Manipur		FY 2021-22				O/S Amount in Rs Crore.					
Sl no	Dist.	CD Ratio		ACP Achieved%		KCC		PMEGP		MUDRA	
		Mar, 21	June, 21	Q-1 (2020-21)	Q-1 (2021-22)	Mar, 21	June, 21	Mar, 21	June, 21	Mar, 21	June, 21
1	Chandel	107	118	0.00	0.29	0.92	0.93	3.59	3.46	3.33	3.60

Agenda 7: Opening of Bank Branches at Unbanked Blocks, Unbanked Urban Local Bodies, and CBS-enabled banking outlets at the Unbanked Rural Centres.

i) Unbanked Blocks

As on 30.06.2021

UNBANKED BLOCKS	NO. OF BANKED BLOCKS	NO. OF UNBANKED BLOCKS
27 (Old)	14	13
12 (New)	0	12

ii) Unbanked Urban Local Bodies

As on 30.06.2021

TOTAL UNBANKED URBAN LOCAL BODIES (ULBs)	NO. OF BANK ULBs	NO. OF UNBANK ULBs
11	2	9

Agenda 8: 100% Digitalization of Kakching District as on August, 2021.

(i) Digital Coverage for Individuals (Savings Accounts).

Total no. of eligible Operative SB Accounts.	Total no. of eligible Operative SB Accounts covered digital coverage with atleast one of the facilities –Debit/RuPay cards/ Net Banking/ Mobile Banking	% of Eligible Operative Accounts digitally covered (with at least one of the facilities) out of total Operative Savings Accounts
89917	89689	99.95%

(ii) Digital Coverage for Business (Currents Accounts).

Total no. of eligible Operative SB Accounts.	Total no. of eligible Operative Current Accounts covered digital coverage with atleast one of the facilities – Debit/RuPay cards/ Net Banking/ Mobile Banking/ UPI/ USSD/AEPS et.c	% of Eligible Operative Accounts digitally covered (with at least one of the facilities) out of total Operative Current/ Business Accounts
2373	2348	98.95%

SLBC has identified Noney District of Manipur for 100% digitalization under Expanding and Deepening of Digital Payments Ecosystem.

Agenda 9: Inclusion of Financial Education in school curriculum Education Department to apprise the House.

Agenda 10: Make in Manipur.

(Amt in Crores)		
No. of NPA Accounts	NPA Amount	Outstanding Amount
454	2.39	2.39

**** Punjab National Bank to appraise the House**

Agenda 11: Government Sponsored loans as on 30.06.2021.(Plz. Refer pg. no. 52 to 67)

(Amt in Crores)							
GSS	Disbursement A/c	Disbursement Amount	No. of O/S Accounts	O/S Amount	No. of O/S NPA Accounts	No. of O/S NPA Amount	% of NPA in Amt.
PMEGP	163	3.69	5988	140.68	2677	52.21	37.11
MUDRA	1832	21.91	61044	465.72	11236	102.38	22.63
NULM	0	0.00	313	2.46	113	0.23	9.35
NRLM	70	0.33	1315	9.48	313	1.04	10.97
SHG	38	0.80	1882	15.86	672	3.73	23.52
SUI	58	3.34	260	26.00	35	4.81	18.50
Total	2161	30.07	70802	660.20	15046	164.40	24.90

Agenda 12: Recovery Act of Manipur 2003-Bakijai cases how to implement in Manipur.

Agenda 13: CLSS component of PMAY (U)

MAHUD to appraise the house:

- (i) Selection of the eligible applicants for CLSS from the demand survey.
- (ii) Providing the CLSS benefit to already existing home loanees.

Agenda 14: SRLM Pending Claims

Regarding settlement of pending claims of **Rs. 52.43 lakhs** pertaining to reimbursement of training expenses of RSETI Charachandpur. **(SRLM to appraise the house)**

Agenda 15: Miscellaneous Agenda:

ULB wise-Bank wise allocation of NULM Target for FY 2021-22. Targets under NULM have been circulated to all implementing Banks. The house may kindly approve the targets **(Please refer Page No. 97-98).**

District wise-Bank wise target allocation for 1000 nos. of Weaver's Mudra scheme for the FY 2021-22 **(Please refer Page No.99)**.

Bankwise Branch Network Report of Manipur as on date 30-06-2021

Sl No.	Bank Name	Branch			Total Branch	ATM			Total ATM	BC Fixed	BC Other	BC Total
		Rural	Semi-Urban	Urban		Rural	Semi-Urban	Urban				
1	BOB	7	0	9	16	5	0	14	19	11	0	11
2	BOI	2	1	1	4	1	1	3	5	4	0	4
3	BOM	0	0	1	1	0	0	0	0	1	0	1
4	CAN	2	1	2	5	2	1	2	5	0	0	0
5	CBI	4	2	2	8	3	2	2	7	0	25	25
6	IND	2	2	1	5	0	2	0	2	19	0	19
7	IOB	1	1	1	3	0	1	2	3	3	0	3
8	PNB	5	9	9	23	6	9	14	29	0	74	74
9	PSB	3	0	2	5	3	0	2	5	4	0	4
10	SBI	24	14	8	46	85	86	51	222	149	34	183
11	UCO	6	4	3	13	6	4	3	13	10	0	10
12	UNI	0	0	1	1	0	0	2	2	1	0	1
Pub	Total	56	34	40	130	111	106	95	312	202	133	335
1	AXIS	2	5	4	11	3	5	12	20	6	0	6
2	BANDHAN	3	3	2	8	0	0	1	1	0	0	0
3	HDFC	3	2	5	10	3	4	9	16	89	5	94
4	ICICI	4	1	4	9	1	6	1	8	0	0	0
5	IDBI	1	0	1	2	1	0	1	2	0	0	0
6	INDUS	1	0	2	3	1	0	2	3	6	0	6
7	NESFB	1	0	2	3	0	0	0	0	0	0	0
8	YES	0	0	1	1	0	0	1	1	0	0	0
Priv	Total	15	11	21	47	9	15	27	51	101	5	106
1	MRB	15	10	1	26	0	0	0	0	45	0	45
RRB	Total	15	10	1	26	0	0	0	0	0	0	0
1	MSCB	5	6	1	12	4	4	4	12	0	0	0
Grand	Total	91	61	63	215	124	125	126	375	348	138	486

District wise Branch Network Report of Manipur as on date 30-06-2021

SI No.	Bank Name	Branch			Total Branch	ATM			Total ATM	BC Fixed	BC Other	BC Total
		Rural	Semi-Urban	Urban		Rural	Semi-Urban	Urban				
1	BISHNUPUR	3	15	0	18	11	11	0	22	17	14	44
2	CHANDEL	4	0	0	4	4	1	1	6	8	1	9
3	CHURACHANDPUR	13	4	1	18	11	16	1	28	27	17	44
4	IMPHALEAST	21	2	8	31	25	2	23	50	59	13	79
5	IMPHALWEST	7	9	54	70	36	45	98	179	84	31	115
6	JIRIBAM	3	0	0	3	1	0	0	1	28	5	5
7	KAKCHING	0	7	0	7	1	8	2	11	9	19	33
8	KAMJONG	1	0	0	1	1	0	0	1	2	0	2
9	KANGPOKPI	7	0	0	7	6	0	1	7	8	1	9
10	NONEY	3	0	0	3	1	0	0	1	3	1	5
11	PHERZAWAL	1	0	0	1	0	0	0	0	2	0	2
12	SENAPATI	14	0	0	14	11	7	0	18	14	10	24
13	TAMENGLONG	2	2	0	4	0	2	0	2	0	4	9
14	TENGNOUNPAL	3	4	0	7	4	5	0	9	5	1	6
15	THOUBAL	6	15	0	21	8	25	0	33	59	15	83
16	UKHRUL	3	3	0	6	4	3	0	7	9	8	17
Grand	Total	91	61	63	215	124	125	126	375	334	140	486

Bank Wise Business and Credit Deposit Ratio of Manipur as on date 30-06-2021

(Amount in Rs.Lakhs)

Sl No.	Bank Name	Deposit Amount (D)	Advances Amount (A)	Credit Utilize (CU)	Total Credit (TC=A+CU)	CDR1	CDR2	Investment Amount (I)	TC + I	CDR3
1	BOB	66689.57	33930.45	0	33930.45	50.88	50.88	0	33930.45	50.88
2	BOI	11124	13162	0	13162	118.32	118.32	0	13162	118.32
3	BOM	5366.79	3322.44	0	3322.44	61.91	61.91	0	3322.44	61.91
4	CAN	12441.03	9636.57	0	9636.57	77.46	77.46	0	9636.57	77.46
5	CBI	22160.34	9273.59	0	9273.59	41.85	41.85	0	9273.59	41.85
6	IND	14514.21	8997.38	0	8997.38	61.99	61.99	0	8997.38	61.99
7	IOB	13297.41	5800.85	43.62	5844.47	43.62	43.95	2.11	5846.58	43.97
8	PNB	172831.02	86677.51	0	86677.51	50.15	50.15	0	86677.51	50.15
9	PSB	18003.42	10715.37	0	10715.37	59.52	59.52	0	10715.37	59.52
10	SBI	565231.26	388025.9	2388	390413.9	68.65	69.07	38333	428746.9	75.85
11	UCO	26832.4	21567.1	0	21567.1	80.38	80.38	0	21567.1	80.38
12	UNI	6539.46	2563.24	0	2563.24	39.2	39.2	7358.9	9922.14	151.73
Pub	Total	935030.91	593672.4	2431.62	596104.02	63.49	63.75	45694.01	641798.03	68.64
1	AXIS	79074.56	75727.42	0	75727.42	95.77	95.77	0	75727.42	95.77
2	BANDHAN	6695.15	8861.24	0	8861.24	132.35	132.35	0	8861.24	132.35
3	HDFC	87674.82	58780.39	0	58780.39	67.04	67.04	0	58780.39	67.04
4	ICICI	78878.63	32539.38	0	32539.38	41.25	41.25	0	32539.38	41.25
5	IDBI	10558	5701.66	0	5701.66	54	54	0	5701.66	54
6	INDUS	3616.81	7485.32	0	7485.32	206.96	206.96	0	7485.32	206.96
7	NESFB	3519.53	1875.27	0	1875.27	53.28	53.28	0	1875.27	53.28
8	YES	2100	537	0	537	25.57	25.57	0	537	25.57
Priv	Total	272117.5	191507.68	0	191507.68	70.38	70.38	0	191507.68	70.38
1	MRB	35319.17	19250.03	0	19250.03	54.5	54.5	15266.56	34516.59	97.73
RRB	Total	35319.17	19250.03	0	19250.03	54.5	54.5	15266.56	34516.59	97.73
1	MSCB	37550.11	13720.7	0	13720.7	36.54	36.54	32402.37	46123.07	122.83
Co-op	Total	37550.11	13720.7	0	13720.7	36.54	36.54	32402.37	46123.07	122.83
Banks	Total	1280017.69	818150.81	2431.62	820582.43	63.92	64.11	93362.94	913945.37	71.4
1	RIDF	0	20005.42	0	20005.42			0	20005.42	
Grand	Total	1280017.69	838156.23	2431.62	840587.85	65.48	65.67	93362.94	933950.79	72.96

District wise Position of DEPOSITS, ADVANCES , CD RATIO Report of Manipur as on date 30-06-2021 (Excluding NEDFi & RIDF)													
(Amount in Rs. Lakhs)													
Sl No.	District Name	Dep Rural	Dep Semi-	Dep Urban	Total	Adv Rural	Adv Semi-	Adv Urban	Total	CDR Rural	CDR Semi	CDR	Overall CD
1	BISHNUPUR	1245.63	29496.78	0	30742.41	2250.01	35561.53	0	37811.54	180.63	120.56		122.99
2	CHANDEL	12419.25	0	0	12419.25	14652.42	0	0	14652.42	117.98			117.98
3	CHURACHANDPUR	82569.27	4958.53	3448.59	90976.39	50622.5	3426.4	2348.43	56397.33	61.31	69.1	68.1	61.99
4	IMPHALEAST	110521.5	6770.28	140695.32	257987.1	63085.38	2175.13	56785.97	122046.48	57.08	32.13	40.36	47.31
5	IMPHALWEST	20676.94	30615.31	643836.9	695129.15	17080.23	34254.98	373130.3	424465.51	82.61	111.89	57.95	61.06
6	JIRIBAM	7009.24	0	0	7009.24	2743.05	0	0	2743.05	39.13			39.13
7	KAKCHING	0	14803.59	0	14803.59	0	21368.13	0	21368.13		144.34		144.34
8	KAMJONG	803.37	0	0	803.37	1541.19	0	0	1541.19	191.84			191.84
9	KANGPOKPI	12124.43	0	0	12124.43	9635.35	0	0	9635.35	79.47			79.47
10	NONEY	3236.07	0	0	3236.07	3264.5	0	0	3264.5	100.88			100.88
11	PHERZAWAL	105.7	0	0	105.7	1050.62	0	0	1050.62	993.96			993.96
12	SENAPATI	56976.7	0	0	56976.7	40401.93	0	0	40401.93	70.91			70.91
13	TAMENGLONG	805.85	12786.76	0	13592.61	77.7	3763.71	0	3841.41	9.64	29.43		28.26
14	TENGNUPAL	4554.77	7506.24	0	12061.01	8792.59	4343.06	0	13135.65	193.04	57.86		108.91
15	THOUBAL	5445.24	40112.28	0	45557.52	4156	51185.08	0	55341.08	76.32	127.6		121.48
16	UKHRUL	851.44	25641.71	0	26493.15	1448.77	9005.85	0	10454.62	170.16	35.12		39.46
Grand	Total	319345.4	172691.48	787980.81	1280017.69	220802.24	165083.87	432264.7	818150.81	69.14	95.59	54.86	63.92

**Bankwise ACP (Priority Sector Advances) OUTSTANDING Report of Manipur for the FY-2021-2022 as on
date 30-06-2021**

(Amount in Rs. Lakhs)

Sl No.	Bank Name	Agri (PS) Total O/S		MSME (PS) Total O/S		Other PS Total O/S		Total PS O/S	
		No	Amt	No	Amt	No	Amt	No	Amt
1	BOB	2135	4134.92	3755	11391.29	928	7460.81	6818	22987.02
2	BOI	629	477.04	1509	3610.75	221	2708.1	2359	6795.89
3	BOM	5	85.63	227	964.04	268	544.8	500	1594.47
4	CAN	686	819.11	1679	3588.85	204	1222.91	2569	5630.87
5	CBI	900	1164.04	2168	5896.35	205	820.77	3273	7881.16
6	IND	514	519.41	1190	3440.03	36	232.24	1740	4191.68
7	IOB	166	270.25	427	2009.55	254	1161.89	847	3441.69
8	PNB	11535	10303.32	6519	15448.6	1762	13231.9	19816	38983.82
9	PSB	141	888.3	943	6233.54	184	1812.7	1268	8934.54
10	SBI	2567	2380.5	8583	26648.13	1829	19202.1	12979	48230.73
11	UCO	1725	2035.48	3521	5545.96	1005	4890.03	6251	12471.47
12	UNI	20	37.48	158	429.64	11	54.37	189	521.49
Pub	Total	21023	23115.48	30679	85206.73	6907	53342.62	58609	161664.83
1	AXIS	10288	15151.25	262	5562.5	6478	12148.35	17028	32862.1
2	BANDHAN	3401	1048.35	22870	6996.64	0	0	26271	8044.99
3	HDFC	999	1691.04	35	993.52	10740	2725.56	11774	5410.12
4	ICICI	3266	4461.32	164	2819.04	2	29.68	3432	7310.04
5	IDBI	194	145.56	277	1859.43	156	1734.62	627	3739.61
6	INDUS	1	1.03	47	455.45	0	0	48	456.48
7	NESFB	143	53.68	7107	1595.84	0	0	7250	1649.52
8	YES	0	0	0	0	0	0	0	0
Priv	Total	18292	22552.23	30762	20282.42	17376	16638.21	66430	59472.86
1	MRB	14615	7338.45	11836	9637.4	139	1048.47	26590	18024.32
RRB	Total	14615	7338.45	11836	9637.4	139	1048.47	26590	18024.32
1	MSCB	4585	8732.85	1526	2724.09	885	1320.61	6996	12777.55
Banks	Total	58515	61739.01	74803	117850.64	25307	72349.91	158625	251939.56
1	RIDF	0	20005.42	0	0	0	0	0	20005.42
Grand	Total	58515	81744.43	74803	117850.64	25307	72349.91	158625	271944.98

**District-wise Progress under ACP (Priority Sector Advances) OUTSTANDING Report of Manipur for the
FY2021-2022 as on date 30-06-2021 (Excluding RIDF & NEDFi)**

(Amount in Rs. Lakhs)

SI No.	District Name	Agri (PS) Total O/S No.	Agri (PS) Total O/S Amount	MSME (PS) Total O/S No.	MSME (PS) Total O/S Amount	Other PS Total O/S No.	Other PS Total O/S Amount	Total PS O/S No.	Total PS O/S Amount
1	BISHNUPUR	8834	7067.46	7659	5256.63	600	3840.87	17093	16164.96
2	CHANDEL	166	136.95	464	496.82	81	656.03	711	1289.8
3	CHURACHANDPUR	3547	3003.09	2485	4812.21	1215	6050.33	7247	13865.63
4	IMPHALEAST	7478	7427.73	13046	14361.44	8419	12102.48	28943	33891.65
5	IMPHALWEST	19669	28307.54	24886	69732.71	9834	38933.03	54389	136973.28
6	JIRIBAM	946	292.89	4068	1473.79	9	78.06	5023	1844.74
7	KAKCHING	2100	1572.33	6977	4999.64	506	2025.01	9583	8596.98
8	KAMJONG	0	0	92	92.13	0	0	92	92.13
9	KANGPOKPI	890	833.81	880	2190.98	120	636.5	1890	3661.29
10	NONEY	447	293.4	418	404.77	1	6.78	866	704.95
11	PHERZAWAL	6	4.09	10	14.6	0	0	16	18.69
12	SENAPATI	2074	1345.53	1772	3620.41	393	2233.23	4239	7199.17
13	TAMENGLONG	232	148.91	697	754.31	13	89.05	942	992.27
14	TENGNUPAL	936	972.02	889	851.07	89	728.21	1914	2551.3
15	THOUBAL	10381	9543.96	9466	7394.85	3863	4831.64	23710	21770.45
16	UKHRUL	809	789.3	994	1394.28	164	138.69	1967	2322.27
Grand	Total	58515	61739.01	74803	117850.64	25307	72349.91	158625	251939.56

Segregation of Advances in Manipur as on date 30-06-2021

(Amount in Rs. Lakhs)

SI No.	BankName	Priority Sector Advance (PSA)	Non Priority Sector Advance	Total Advance	Weaker Sector Advance (WSA)	PSA to Tot. Adv (%)	WSA to PSA (%)	WSA to Tot. Adv (%)
1	BOB	22987.02	10943	33930.45	13088.8	67.75	56.94	38.58
2	BOI	6795.89	6366	13162	2268.67	51.63	33.38	17.24
3	BOM	1594.47	1728	3322.44	699.83	47.99	43.89	21.06
4	CAN	5630.87	4006	9636.57	5570.4	58.43	98.93	57.8
5	CBI	7881.16	1392	9273.59	1528.81	84.98	19.4	16.49
6	IND	4191.68	4806	8997.38	2656.03	46.59	63.36	29.52
7	IOB	3441.69	2403	5844.47	1539.43	58.89	44.73	26.34
8	PNB	38983.82	47694	86677.51	26774.14	44.98	68.68	30.89
9	PSB	8934.54	1781	10715.37	1607.72	83.38	17.99	15
10	SBI	48230.73	342183	390413.9	20912.93	12.35	43.36	5.36
11	UCO	12471.47	9096	21567.1	6777.14	57.83	54.34	31.42
12	UNI	521.49	2042	2563.24	2674.67	20.34	512.89	104.35
Pub	Total	161664.83	434440	596104.02	86098.57	27.12	53.26	14.44
1	AXIS	32862.1	42865	75727.42	2907.9	43.4	8.85	3.84
2	BANDHAN	8044.99	816	8861.24	2167.38	90.79	26.94	24.46
3	HDFC	5410.12	53370	58780.39	2444.87	9.2	45.19	4.16
4	ICICI	7310.04	25229	32539.38	699.5	22.47	9.57	2.15
5	IDBI	3739.61	1962	5701.66	2065.42	65.59	55.23	36.22
6	INDUS	456.48	7029	7485.32	224.1	6.1	49.09	2.99
7	NESFB	1649.52	226	1875.27	1187.73	87.96	72	63.34
8	YES	0	537	537	0	0		0
Priv	Total	59472.86	132034	191507.68	11696.9	31.06	19.67	6.11
1	MRB	18024.32	1226	19250.03	10047.18	93.63	55.74	52.19
RRB	Total	18024.32	1226	19250.03	10047.18	93.63	55.74	52.19
1	MSCB	12777.55	943	13720.7	6591.13	93.13	51.58	48.04
All Banks	Total	251939.56	568643	820582.43	114433.78	30.7	45.42	13.95
1	RIDF	20005.42	0	20005.42	0	100	0	0
Grand	Total	271944.98	568643	840587.85	114433.78	32.35	42.08	13.61

Bankwise Progress under Agri (PS) Outstanding Report of Manipur as on date 30-06-2021											
(Amount in Rs. Lakhs)											
Sl No.	Bank Name	Farm Credit Crop No	Farm Credit Crop Amt	Farm Credit Term Loan No	Farm Credit Term Loan Amt	Agri Infra No	Agri Infra Amt	Ancillary No	Ancillary Amt	Agri Total O/S No.	Agri Total O/S Amount
1	BOB	319	477.38	1696	3132.9	0	0	120	524.64	2135	4134.92
2	BOI	523	300.1	0	0	0	0	106	176.94	629	477.04
3	BOM	0	0	4	18.47	0	0	1	67.16	5	85.63
4	CAN	281	156.45	390	641.99	4	2.09	11	18.58	686	819.11
5	CBI	500	232.17	310	625.79	0	0	90	306.08	900	1164.04
6	IND	487	341.86	22	174.08	2	0.45	3	3.02	514	519.41
7	IOB	68	71.05	0	0	0	0	98	199.2	166	270.25
8	PNB	10643	6328.35	488	390.38	9	2427.63	395	1156.96	11535	10303.32
9	PSB	22	36.3	0	0	0	0	119	852	141	888.3
10	SBI	2349	1472	208	471.56	0	0	10	436.94	2567	2380.5
11	UCO	1371	1220.92	348	754.27	1	6.58	5	53.71	1725	2035.48
12	UNI	5	5.1	6	7.81	0	0	9	24.57	20	37.48
Pub	Total	16568	10641.68	3472	6217.25	16	2436.75	967	3819.8	21023	23115.48
1	AXIS	0	0	10288	15151.25	0	0	0	0	10288	15151.25
2	BANDHAN	0	0	2076	747.67	14	3.26	1311	297.42	3401	1048.35
3	HDFC	251	1045.17	747	644.73	1	1.14	0	0	999	1691.04
4	ICICI	3	6.65	3263	4454.67	0	0	0	0	3266	4461.32
5	IDBI	23	20.57	165	106.57	0	0	6	18.42	194	145.56
6	INDUS	0	0	1	1.03	0	0	0	0	1	1.03
7	NESFB	22	3.65	121	50.03	0	0	0	0	143	53.68
8	YES	0	0	0	0	0	0	0	0	0	0
Priv	Total	299	1076.04	16661	21155.95	15	4.4	1317	315.84	18292	22552.23
1	MRB	10293	3800.19	2137	2571.92	49	60.94	2136	905.4	14615	7338.45
RRB	Total	10293	3800.19	2137	2571.92	49	60.94	2136	905.4	14615	7338.45
1	MSCB	1771	392.79	2813	6340.06	0	0	1	2000	4585	8732.85
Banks	Total	28931	15910.7	25083	36285.18	80	2502.09	4421	7041.04	58515	61739.01
1	RIDF	0	0	0	0	0	0	0	0	0	20005.42
Grand	Total	28931	15910.7	25083	36285.18	80	2502.09	4421	7041.04	58515	81744.43

Districtwise Progress under Agri (PS) OUTSTANDING Report of Manipur as on date 30-06-2021(Excluding RIDF)

(Amount in Rs.Lakhs)

Sl No.	District Name	Farm Credit Crop No	Farm Credit Crop Amt	Farm Credit Term Loan No	Farm Credit Term Loan Amt	Agri Infra No	Agri Infra Amt	Ancillary No	Ancillary Amt	Agri Total O/S No.	Agri Total O/S Amount
1	BISHNUPUR	5130	2105.32	3413	4844.27	8	21.97	283	95.9	8834	7067.46
2	CHANDEL	151	103.52	15	33.43	0	0	0	0	166	136.95
3	CHURACHANDPUR	1809	944.18	1713	2010.61	0	0	25	48.3	3547	3003.09
4	IMPHALEAST	2847	1494.85	3583	4661.1	11	13.33	1037	1258.45	7478	7427.73
5	IMPHALWEST	11976	7750.13	5828	13409.35	26	2439.47	1839	4708.59	19669	28307.54
6	JIRIBAM	72	28.62	301	95.86	7	1.84	566	166.57	946	292.89
7	KAKCHING	797	331.92	1266	1190.78	11	8.28	26	41.35	2100	1572.33
8	KAMJONG	0	0	0	0	0	0	0	0	0	0
9	KANGPOKPI	630	349.95	195	364.82	2	0.45	63	118.59	890	833.81
10	NONEY	165	95.44	247	170.98	0	0	35	26.98	447	293.4
11	PHERZAWAL	6	4.09	0	0	0	0	0	0	6	4.09
12	SENAPATI	1838	968.61	141	211.86	1	1.42	94	163.64	2074	1345.53
13	TAMENGLONG	98	61.19	102	62.77	1	0.09	31	24.86	232	148.91
14	TENGNOUNPAL	241	159.01	685	803.73	0	0	10	9.28	936	972.02
15	THOUBAL	2601	1180.36	7416	8056.84	11	6.67	353	300.09	10381	9543.96
16	UKHRUL	570	333.51	178	368.78	2	8.57	59	78.44	809	789.3
Grand	Total	28931	15910.7	25083	36285.18	80	2502.09	4421	7041.04	58515	61739.01

Bankwise Progress under MSME (PS) Outstanding Report of Manipur as on date 30-06-2021

(Amount in Rs. Lakhs)

SI No.	Bank Name	Micro		Small		Medium		Other MSME		MSME Total O/S	
		No	Amt	No	Amt	No	Amt	No	Amt	No	Amt
1	BOB	3712	10445.02	9	558	0	0	34	388.27	3755	11391.29
2	BOI	1505	3482.54	4	128.21	0	0	0	0	1509	3610.75
3	BOM	135	115.01	22	232.6	6	483.48	64	132.95	227	964.04
4	CAN	1564	3005.66	74	370.33	5	13.57	36	199.29	1679	3588.85
5	CBI	2086	4131.2	81	1735.6	1	29.55	0	0	2168	5896.35
6	IND	1144	2543.31	45	746.1	1	150.62	0	0	1190	3440.03
7	IOB	285	877.05	129	692	13	440.5	0	0	427	2009.55
8	PNB	5002	9234.74	1505	6156.77	12	57.09	0	0	6519	15448.6
9	PSB	804	4984.67	137	1236.61	2	12.26	0	0	943	6233.54
10	SBI	5780	9682.65	750	12481.89	44	3575.71	2009	907.88	8583	26648.13
11	UCO	3427	3904.1	70	1584.9	0	0	24	56.96	3521	5545.96
12	UNI	146	359.81	10	24.74	2	45.09	0	0	158	429.64
Pub	Total	25590	52765.76	2836	25947.75	86	4807.87	2167	1685.35	30679	85206.73
1	AXIS	0	0	0	0	262	5562.5	0	0	262	5562.5
2	BANDHAN	22870	6996.64	0	0	0	0	0	0	22870	6996.64
3	HDFC	35	993.52	0	0	0	0	0	0	35	993.52
4	ICICI	133	1986.98	31	832.06	0	0	0	0	164	2819.04
5	IDBI	258	1692.5	10	111.63	0	0	9	55.3	277	1859.43
6	INDUS	15	137.87	32	317.58	0	0	0	0	47	455.45
7	NESFB	6455	1257.6	0	0	0	0	652	338.24	7107	1595.84
8	YES	0	0	0	0	0	0	0	0	0	0
Priv	Total	29766	13065.11	73	1261.27	262	5562.5	661	393.54	30762	20282.42
1	MRB	11836	9637.4	0	0	0	0	0	0	11836	9637.4
RRB	Total	11836	9637.4	0	0	0	0	0	0	11836	9637.4
1	MSCB	1526	2724.09	0	0	0	0	0	0	1526	2724.09
Banks	Total	68718	78192.36	2909	27209.02	348	10370.37	2828	2078.89	74803	117850.64

**Districtwise Progress under MSME (PS) OUTSTANDING Report of Manipur as on date 30-06-2021
(Excluding NEDFi)**

(Amount in Rs.Lakhs)

SI No.	Bank Name	Micro		Small		Medium		Other MSME		MSME Total O/S	
		No	Amt	No	Amt	No	Amt	No	Amt	No	Amt
1	BISHNUPUR	7203	4752.74	117	295.68	19	54.43	320	153.78	7659	5256.63
2	CHANDEL	403	448.13	3	22.28	0	0	58	26.41	464	496.82
3	CHURACHANDPUR	2020	3595.1	144	893.77	53	160.62	268	162.72	2485	4812.21
4	IMPHALEAST	12445	10429.59	361	2943.78	53	908.24	187	79.83	13046	14361.44
5	IMPHALWEST	21751	39307.55	1264	20119.04	196	8809.36	1675	1496.76	24886	69732.71
6	JIRIBAM	4003	1437.1	65	36.69	0	0	0	0	4068	1473.79
7	KAKCHING	6538	3946.86	383	1027.9	0	0	56	24.88	6977	4999.64
8	KAMJONG	91	91.73	0	0	0	0	1	0.4	92	92.13
9	KANGPOKPI	842	2023.93	32	145.46	0	0	6	21.59	880	2190.98
10	NONEY	414	402.74	0	0	0	0	4	2.03	418	404.77
11	PHERZAWAL	10	14.6	0	0	0	0	0	0	10	14.6
12	SENAPATI	1592	2742.98	164	819.02	1	51.91	15	6.5	1772	3620.41
13	TAMENGLONG	616	653.37	81	100.94	0	0	0	0	697	754.31
14	TENGNUPAL	718	719.61	119	108.65	0	0	52	22.81	889	851.07
15	THOUBAL	9186	6370.91	84	566.28	21	381.64	175	76.02	9466	7394.85
16	UKHRUL	886	1255.42	92	129.53	5	4.17	11	5.16	994	1394.28
Grand	Total	68718	78192.36	2909	27209.02	348	10370.37	2828	2078.89	74803	117850.6

Bankwise Progress under Other Priority Sector (OPS) OUTSTANDING Report of Manipur as on date 30-06-2021

(Amount in Rs. Lakhs)

Sl No.	Bank Name	Export No.	Export Amt.	Education PS No.	Education PS Amt.	Housing PS No.	Housing PS Amt.	Social Infra No.	Social Infra Amt.	Renewable No.	Renewable Amt.	Other PS No.	Other PS Amt.	OPS Total O/S No.	OPS Total O/S Amount
1	BOB	0	0	84	427.88	424	6232.62	0	0	0	0	420	800.31	928	7460.81
2	BOI	0	0	19	58.06	202	2650.04	0	0	0	0	0	0	221	2708.1
3	BOM	0	0	16	79.69	19	269.46	1	192.54	0	0	232	3.11	268	544.8
4	CAN	0	0	86	282	116	940.41	0	0	0	0	2	0.5	204	1222.91
5	CBI	0	0	38	146.45	75	514.33	0	0	0	0	92	159.99	205	820.77
6	IND	0	0	32	189.71	3	40.8	1	1.73	0	0	0	0	36	232.24
7	IOB	0	0	5	21.63	91	886.74	0	0	0	0	158	253.52	254	1161.89
8	PNB	0	0	190	743.19	1558	12487.19	0	0	0	0	14	1.52	1762	13231.9
9	PSB	0	0	13	102.02	167	1697.45	0	0	0	0	4	13.23	184	1812.7
10	SBI	0	0	328	1312.31	1487	17632.12	13	256.16	1	1.51	0	0	1829	19202.1
11	UCO	0	0	25	120.96	426	4029.78	0	0	0	0	554	739.29	1005	4890.03
12	UNI	0	0	4	8.07	4	46.26	0	0	0	0	3	0.04	11	54.37
Pub	Total	0	0	840	3491.97	4572	47427.2	15	450.43	1	1.51	1479	1971.51	6907	53342.62
1	AXIS	0	0	0	0	4028	4728.93	764	212.42	1686	7207	0	0	6478	12148.35
2	BANDHAN	0	0	0	0	0	0	0	0	0	0	0	0	0	0
3	HDFC	0	0	4	4.64	940	1075.15	0	0	0	0	9796	1645.77	10740	2725.56
4	ICICI	0	0	0	0	2	29.68	0	0	0	0	0	0	2	29.68
5	IDBI	0	0	25	46.66	131	1687.96	0	0	0	0	0	0	156	1734.62
6	INDUS	0	0	0	0	0	0	0	0	0	0	0	0	0	0
7	NESFB	0	0	0	0	0	0	0	0	0	0	0	0	0	0
8	YES	0	0	0	0	0	0	0	0	0	0	0	0	0	0
Priv	Total	0	0	29	51.3	5101	7521.72	764	212.42	1686	7207	9796	1645.77	17376	16638.21
1	MRB	0	0	4	13.14	106	1023.46	0	0	0	0	29	11.87	139	1048.47
RRB	Total	0	0	4	13.14	106	1023.46	0	0	0	0	29	11.87	139	1048.47
1	MSCB	0	0	7	3.22	80	849.98	0	0	0	0	798	467.41	885	1320.61
Grand	Total	0	0	880	3559.63	9859	56822.36	779	662.85	1687	7208.51	12102	4096.56	25307	72349.91

Districtwise Progress under Other Priority Sector (OPS) OUTSTANDING Report of Manipur as on date 30-06-2021

(Amount in Rs.Lakhs)

Sl No.	District Name	Export No.	Export Amt.	Education PS No.	Education PS Amt.	Housing PS No.	Housing PS Amt.	Social Infra No.	Social Infra Amt.	Renewable No.	Renewable Amt.	Other PS No.	Other PS Amt.	OPS Total O/S No.	OPS Total O/S Amount
1	BISHNUPUR	0	0	20	91.72	312	3264.06	0	0	0	0	268	485.09	600	3840.87
2	CHANDEL	0	0	9	21.89	58	599.26	0	0	0	0	14	34.88	81	656.03
3	CHURACHANDPUR	0	0	68	139.12	672	5778.35	3	33.85	0	0	472	99.01	1215	6050.33
4	IMPHALEAST	0	0	113	501.33	2686	9815.28	625	170.38	791	650.73	4204	964.76	8419	12102.48
5	IMPHALWEST	0	0	498	2206.65	5187	28387.72	5	384.19	895	6556.27	3249	1398.2	9834	38933.03
6	JIRIBAM	0	0	1	0.48	8	77.58	0	0	0	0	0	0	9	78.06
7	KAKCHING	0	0	58	120.28	276	1835.24	1	1.73	0	0	171	67.76	506	2025.01
8	KAMJONG	0	0	0	0	0	0	0	0	0	0	0	0	0	0
9	KANGPOKPI	0	0	9	88.05	38	441.15	0	0	0	0	73	107.3	120	636.5
10	NONEY	0	0	1	6.78	0	0	0	0	0	0	0	0	1	6.78
11	PHERZAWAL	0	0	0	0	0	0	0	0	0	0	0	0	0	0
12	SENAPATI	0	0	60	229.16	142	1947.55	5	30.58	0	0	186	25.94	393	2233.23
13	TAMENGLONG	0	0	7	12.46	6	76.59	0	0	0	0	0	0	13	89.05
14	TENGNOUNPAL	0	0	3	20.15	53	671.25	0	0	1	1.51	32	35.3	89	728.21
15	THOUBAL	0	0	27	105.55	410	3847.51	140	42.12	0	0	3286	836.46	3863	4831.64
16	UKHRUL	0	0	6	16.01	11	80.82	0	0	0	0	147	41.86	164	138.69
Grand	Total	0	0	880	3559.63	9859	56822.36	779	662.85	1687	7208.51	12102	4096.56	25307	72349.91

Bank-wise ACP (Priority Sector) OUTSTANDING & NPA Report of Manipur as on date 30-06-2021

(Amount in Rs. Lakhs)

Sl No.	BankName	Total Agri (PS) O/S No.	Total Agri (PS) O/S Amt.	Tot Agri (PS) NPA No.	Tot Agri (PS) NPA Amt.	Agri NPA Amt %	Total MSME (PS) O/S No.	Total MSME (PS) O/S Amt.	Tot MSME (PS) NPA No.	Tot MSME (PS) NPA Amt.	MSME NPA Amt %	Total Other PS O/S No.	Total Other PS O/S Amt.	Tot Other (PS) NPA No.	Tot Other (PS) NPA Amt.	OTHER(PS) NPA Amt %	Total PS O/S No.	Total PS O/S Amt.	Total PSA NPA No.	Total PSA NPA Amt.	TOTAL PSA NPA Amt %
1	BOB	2135	4134.92	147	363.13	8.78	3755	11391.29	416	778.37	6.83	928	7460.81	37	186	2.49	6818	22987.02	600	1327.5	5.77
2	BOI	629	477.04	113	96.18	20.16	1509	3610.75	278	422.78	11.71	221	2708.1	4	24.76	0.91	2359	6795.89	395	543.72	8
3	BOM	5	85.63	0	0	0	227	964.04	34	17.46	1.81	268	544.8	60	1.12	0.21	500	1594.47	94	18.58	1.17
4	CAN	686	819.11	270	198.15	24.19	1679	3588.85	429	908.31	25.31	204	1222.91	9	56.1	4.59	2569	5630.87	708	1162.56	20.65
5	CBI	900	1164.04	483	656.22	56.37	2168	5896.35	1251	2959.56	50.19	205	820.77	67	228.76	27.87	3273	7881.16	1801	3844.54	48.78
6	IND	514	519.41	82	97.06	18.69	1190	3440.03	297	543.82	15.81	36	232.24	2	5.98	2.57	1740	4191.68	381	646.86	15.43
7	IOB	166	270.25	41	81.66	30.22	427	2009.55	70	214.9	10.69	254	1161.89	0	0	0	847	3441.69	111	296.56	8.62
8	PNB	11535	10303.32	10069	6737.99	65.4	6519	15448.6	2402	5124.96	33.17	1762	13231.9	118	538.72	4.07	19816	38983.82	12589	12401.67	31.81
9	PSB	141	888.3	48	74	8.33	943	6233.54	360	653.38	10.48	184	1812.7	12	56.2	3.1	1268	8934.54	420	783.58	8.77
10	SBI	2567	2380.5	1202	664.37	27.91	8583	26648.13	2637	4119.29	15.46	1829	19202.1	22	100.71	0.52	12979	48230.73	3861	4884.37	10.13
11	UCO	1725	2035.48	698	775.24	38.09	3521	5545.96	1283	1907.99	34.4	1005	4890.03	219	218.9	4.48	6251	12471.47	2200	2902.13	23.27
12	UNI	20	37.48	0	0	0	158	429.64	11	7.95	1.85	11	54.37	3	0.04	0.07	189	521.49	14	7.99	1.53
Pub	Total	21023	23115.48	13153	9744	42.15	30679	85206.73	9468	17658.77	20.72	6907	53342.62	553	1417.29	2.66	58609	161664.83	23174	28820.06	17.83
1	AXIS	10288	15151.25	1	0.36	0	262	5562.5	0	0	0	6478	12148.35	12	19.84	0.16	17028	32862.1	13	20.2	0.06
2	BANDHAN	3401	1048.35	12	4.4	0.42	22870	6996.64	349	95.01	1.36	0	0	0	0	0	26271	8044.99	361	99.41	1.24
3	HDFC	999	1691.04	28	56.31	3.33	35	993.52	1	1.9	0.19	10740	2725.56	84	45.68	1.68	11774	5410.12	113	103.89	1.92
4	ICICI	3266	4461.32	0	0	0	164	2819.04	0	0	0	2	29.68	0	0	0	3432	7310.04	0	0	0
5	IDBI	194	145.56	1	0	0	277	1859.43	33	86.63	4.66	156	1734.62	0	0	0	627	3739.61	34	86.63	2.32
6	INDUS	1	1.03	0	0	0	47	455.45	0	0	0	0	0	0	0	0	48	456.48	0	0	0
7	NESFB	143	53.68	42	4.72	8.79	7107	1595.84	2070	232.81	14.59	0	0	0	0	0	7250	1649.52	2112	237.53	14.4
8	YES	0	0	0	0	0	0	0	0	0	0	0	0	0	0	0	0	0	0	0	0
Priv	Total	18292	22552.23	84	65.79	0.29	30762	20282.42	2453	416.35	2.05	17376	16638.21	96	65.52	0.39	66430	59472.86	2633	547.66	0.92
1	MRB	14615	7338.45	1636	1132.87	15.44	11836	9637.4	4951	3687.16	38.26	139	1048.47	35	222.69	21.24	26590	18024.32	6622	5042.72	27.98
RRB	Total	14615	7338.45	1636	1132.87	15.44	11836	9637.4	4951	3687.16	38.26	139	1048.47	35	222.69	21.24	26590	18024.32	6622	5042.72	27.98
1	MSCB	4585	8732.85	1375	1676.09	19.19	1526	2724.09	907	1156.49	42.45	885	1320.61	408	403.3	30.54	6996	12777.55	2690	3235.88	25.32
Co-op	Total	4585	8732.85	1375	1676.09	19.19	1526	2724.09	907	1156.49	42.45	885	1320.61	408	403.3	30.54	6996	12777.55	2690	3235.88	25.32
Banks	Total	58515	61739.01	16248	12618.75	20.44	74803	117850.64	17779	22918.77	19.45	25307	72349.91	1092	2108.8	2.91	158625	251939.56	35119	37646.32	14.94
1	RIDF	0	20005.42	0	0	0	0	0	0	0	0	0	0	0	0	0	0	20005.42	0	0	0
Grand	Total	58515	81744.43	16248	12618.75	15.44	74803	117850.64	17779	22918.77	19.45	25307	72349.91	1092	2108.8	2.91	158625	271944.98	35119	37646.32	13.84

District-wise ACP (Priority Sector) OUTSTANDING & NPA Report of Manipur as on date 30-06-2021 (Excluding RIDF & NEDFi)

(Amount in Rs. Lakhs)

Sl No.	District Name	Total Agri (PS) O/S No.	Total Agri (PS) O/S Amt.	Tot Agri (PS) NPA No.	Tot Agri (PS) NPA Amt.	Agri NPA Amt %	Total MSME (PS) O/S No.	Total MSME (PS) O/S Amt.	Tot MSME (PS) NPA No.	Tot MSME (PS) NPA Amt.	MSME NPA Amt %	Total Other PS O/S No.	Total Other PS O/S Amt.	Tot Other (PS) NPA No.	Tot Other (PS) NPA Amt.	OTHER (PS) NPA Amt %	Total PS O/S No.	Total PS O/S Amt.	Total PSA NPA No.	Total PSA NPA Amt.	TOTAL PSA NPA Amt %
1	BISHNUPUR	8834	7067.46	1007	719.85	10.19	7659	5256.63	2082	1735.18	33.01	600	3840.87	113	100.08	2.61	17093	16164.96	3202	2555.11	15.81
2	CHANDEL	166	136.95	75	89.55	65.39	464	496.82	178	193.75	39	81	656.03	7	15.31	2.33	711	1289.8	260	298.61	23.15
3	CHURACHANDPUR	3547	3003.09	886	736.03	24.51	2485	4812.21	691	781.25	16.23	1215	6050.33	140	175.46	2.9	7247	13865.63	1717	1692.74	12.21
4	IMPHALEAST	7478	7427.73	940	900.04	12.12	13046	14361.44	2551	2529.8	17.62	8419	12102.48	61	263.1	2.17	28943	33891.65	3552	3692.94	10.9
5	IMPHALWEST	19669	28307.54	10860	8082.24	28.55	24886	69732.71	7746	12539.82	17.98	9834	38933.03	540	1300.73	3.34	54389	136973.3	19146	21922.79	16.01
6	JIRIBAM	946	292.89	9	8.17	2.79	4068	1473.79	76	40.09	2.72	9	78.06	0	0	0	5023	1844.74	85	48.26	2.62
7	KAKCHING	2100	1572.33	450	524.17	33.34	6977	4999.64	961	908.79	18.18	506	2025.01	79	99.11	4.89	9583	8596.98	1490	1532.07	17.82
8	KAMJONG	0	0	0	0		92	92.13	57	39.32	42.68	0	0	0	0		92	92.13	57	39.32	42.68
9	KANGPOKPI	890	833.81	125	65.82	7.89	880	2190.98	211	285.63	13.04	120	636.5	4	18.51	2.91	1890	3661.29	340	369.96	10.1
10	NONEY	447	293.4	148	59.16	20.16	418	404.77	173	148.93	36.79	1	6.78	0	0	0	866	704.95	321	208.09	29.52
11	PHERZAWAL	6	4.09	0	0	0	10	14.6	4	6.18	42.33	0	0	0	0		16	18.69	4	6.18	33.07
12	SENAPATI	2074	1345.53	749	535.11	39.77	1772	3620.41	719	1116.88	30.85	393	2233.23	46	34.61	1.55	4239	7199.17	1514	1686.6	23.43
13	TAMENGLONG	232	148.91	115	70.56	47.38	697	754.31	162	175.98	23.33	13	89.05	0	0	0	942	992.27	277	246.54	24.85
14	TENGNUPAL	936	972.02	64	32.61	3.35	889	851.07	169	162.43	19.09	89	728.21	7	7.04	0.97	1914	2551.3	240	202.08	7.92
15	THOUBAL	10381	9543.96	535	451.75	4.73	9466	7394.85	1527	1543.13	20.87	3863	4831.64	53	67.64	1.4	23710	21770.45	2115	2062.52	9.47
16	UKHRUL	809	789.3	285	343.69	43.54	994	1394.28	472	711.61	51.04	164	138.69	42	27.21	19.62	1967	2322.27	799	1082.51	46.61
Grand	Total	58515	61739.01	16248	12618.75	20.44	74803	117850.64	17779	22918.77	19.45	25307	72349.91	1092	2108.8	2.91	158625	251939.6	35119	37646.32	14.94

Bankwise Progress under Non Priority Sector (NPS) OUTSTANDING & NPA Report of Manipur as on date 30-06-2021

(Amount in Rs. Lakhs)

SI No.	Bank Name	Agri NPS No.	Agri NPS Amt.	Educatio n NPS No.	Education NPS Amt.	Housing NPS No.	Housing NPS Amt.	Personal Loan No.	Personal Loan Amt.	Other NPS No.	Other NPS Amt.	Tot NPS O/S No.	Tot NPS O/S Amt.	Tot Non Prio Sec NPA No.	Tot Non Prio Sec NPA Amt.	NPS NPA Amt.%
1	BOB	0	0	0	0	56	756.13	1340	3970.63	754	5182.93	2150	9909.69	99	176.95	1.79
2	BOI	0	0	0	0	119	3373.88	298	448.86	258	1280.48	675	5103.22	3	6.82	0.13
3	BOM	0	0	0	0	34	932.9	17	39.91	231	755.16	282	1727.97	1	7.34	0.42
4	CAN	0	0	2	8.37	74	1778.48	339	1125.79	896	2218.89	1311	5131.53	105	254.42	4.96
5	CBI	0	0	0	0	5	272.99	150	306.49	255	812.96	410	1392.44	75	78.04	5.6
6	IND	0	0	0	0	162	3321.64	277	919.68	32	0.41	471	4241.73	33	73.43	1.73
7	IOB	0	0	0	0	83	1123.5	7	6.7	408	1216.82	498	2347.02	7	15.2	0.65
8	PNB	0	0	4	72.61	439	8021.25	10362	28908.47	5456	9938.42	16261	46940.75	856	1065.44	2.27
9	PSB	0	0	0	0	17	248.85	37	121.57	220	1424.27	274	1794.69	18	37.62	2.1
10	SBI	0	0	27	198.49	2040	48090.69	54809	204863.73	26008	89030.22	82884	342183.13	621	846.04	0.25
11	UCO	0	0	1	22.96	48	1252.23	993	1268.68	1670	6620.67	2712	9164.54	122	219.37	2.39
12	UNI	0	0	1	14.26	13	323.87	278	1419.25	55	284.39	347	2041.77	1	2.47	0.12
Pub	Total	0	0	35	316.69	3090	69496.41	68907	243399.76	36243	118765.62	108275	431978.48	1941	2783.14	0.64
1	AXIS	0	0	0	0	0	0	0	0	10183	42865.32	10183	42865.32	0	0	0
2	BANDHAN	0	0	0	0	0	0	0	0	632	784.31	632	784.31	0	0	0
3	HDFC	0	0	0	0	0	0	2847	9962.49	31936	43407.82	34783	53370.31	846	1381.09	2.59
4	ICICI	0	0	0	0	65	1350.48	0	0	10984	23878.86	11049	25229.34	0	0	0
5	IDBI	0	0	0	20.49	15	455.8	201	543.72	1220	875.29	1436	1895.3	1065	511.64	27
6	INDUS	0	0	0	0	0	0	0	0	375	7028.84	375	7028.84	0	0	0
7	NESFB	0	0	0	0	0	0	0	0	16	225.74	16	225.74	0	0	0
8	YES	0	0	0	0	0	0	0	0	18	54	18	54	18	54	100
Priv	Total	0	0	0	20.49	80	1806.28	3048	10506.21	55364	119120.18	58492	131453.16	1929	1946.73	1.48
1	MRB	0	0	0	0	41	548.21	279	251.56	148	416.48	468	1216.25	112	99.03	8.14
RRB	Total	0	0	0	0	41	548.21	279	251.56	148	416.48	468	1216.25	112	99.03	8.14
1	MSCB	0	0	0	0	0	0	601	1382.03	1465	1561.12	2066	2943.15	967	743.62	25.27
Grand	Total	0	0	35	337.18	3211	71850.9	72835	255539.56	93220	239863.4	169301	567591.04	4949	5572.52	0.98

Districtwise Progress under Non Priority Sector(NPS) OUTSTANDING & NPA Report of Manipur as on date 30-06-2021

(Amount in Rs. Lakhs)

Sl No.	District Name	Agri NPS No.	Agri NPS Amt.	Education NPS No.	Education NPS Amt.	Housing NPS No.	Housing NPS Amt.	Personal Loan No.	Personal Loan Amt.	Other NPS No.	Other NPS Amt.	Tot NPS O/S No.	Tot NPS O/S Amt.	Tot Non Prio Sec NPA No.	Tot Non Prio Sec NPA Amt.	NPS NPA Amt.%
1	BISHNUPUR	0	0	0	1.65	120	2598.33	3275	10989.32	2639	7829.92	6034	21419.22	326	135.06	0.63
2	CHANDEL	0	0	0	0	40	907.02	1817	8787.5	1227	3810.73	3084	13505.25	15	23.05	0.17
3	CHURACHANDPUR	0	0	0	0	333	8237.9	4875	18867.05	7227	15380.55	12435	42485.5	223	270.66	0.64
4	IMPHALEAST	0	0	9	86.92	372	8702.53	11590	40311.05	16529	39826.28	28500	88926.78	559	638.64	0.72
5	IMPHALWEST	0	0	14	157.63	1700	35936.95	33686	110464.85	49593	141011.8	84993	287571.25	2862	3604.35	1.25
6	JIRIBAM	0	0	0	0	1	3.29	264	588.4	234	274.2	499	865.89	19	13	1.5
7	KAKCHING	0	0	0	0	146	3368.6	1982	6531.36	1113	2517.76	3241	12417.72	309	213.89	1.72
8	KAMJONG	0	0	0	0	0	0	249	1275.85	38	190.86	287	1466.71	3	0.22	0.01
9	KANGPOKPI	0	0	0	0	32	577.76	951	4027.71	558	1755.32	1541	6360.79	50	49.24	0.77
10	NONEY	0	0	0	0	1	21.12	433	2199.82	55	381.89	489	2602.83	0	0	0
11	PHERZAWAL	0	0	0	0	0	0	181	951.66	14	93.07	195	1044.73	0	0	0
12	SENAPATI	0	0	3	6.11	256	6797.09	5000	20107.49	3533	7626.65	8792	34537.34	100	123.36	0.36
13	TAMENGLONG	0	0	4	72.61	2	39.21	990	2369.7	363	493.07	1359	2974.59	49	21.22	0.71
14	TENGNUPAL	0	0	0	0	34	878.77	1922	7116.42	790	2746.56	2746	10741.75	6	3.81	0.04
15	THOUBAL	0	0	5	12.26	169	3707.78	3915	14538.55	8641	14292.32	12730	32550.91	310	371.11	1.14
16	UKHRUL	0	0	0	0	5	74.55	1705	6412.83	666	1632.4	2376	8119.78	118	104.91	1.29
Grand	Total	0	0	35	337.18	3211	71850.9	72835	255539.56	93220	239863.4	169301	567591.04	4949	5572.52	0.98

**Bank wise Priority Sector ACP Target Report of Manipur in the FY-2021-2022 as on date
30-06-2021 (Amt in Lakhs)**

Bank Name	Agriculture Priority		MSME Priority		Other Priority Sector		Total Priority Sector	
	Target no	Target Amt	Target no	Target Amt	Target no	Target Amt	Target no	Target Amt
BOB	2149	1788.72	540	2317.05	338	1465.48	3027	5571.25
BOI	957	952.68	273	826.33	121	758.82	1351	2537.83
BOM	210	292.8	30	115.87	17	64.25	257	472.92
CAN	908	976.67	537	844.15	129	657.4	1574	2478.22
CBI	2318	1820.66	433	1304.08	127	734.67	2878	3859.41
IND	979	948.78	172	922.74	173	767.52	1324	2639.04
IOB	650	854.68	259	745.36	97	497.38	1006	2097.42
PNB	11652	10516.68	2925	6887.87	821	4624.08	14463	26956.2
PSB	1452	922.68	341	1356.06	192	1014.23	1985	3292.97
SBI	24117	22356.71	8212	22408.64	2735	19241.41	35064	64006.76
UCO	6232	5753.27	923	2336.24	274	1493.93	7429	9583.44
UNI	210	292.8	36	126.27	16	64.56	262	483.63
Pub Total	51834	47477.13	14681	40190.66	5040	31383.73	71555	119051.52
AXIS	4649	4026.16	879	2795.18	390	2177.76	5918	8999.1
BANDHAN	543	559.52	962	2848.27	37	139.81	1542	3547.6
HDFC	2752	2271.23	558	1696.9	197	1347.93	3507	5316.06
ICICI	2745	1800.47	318	1191.59	165	851.06	3228	3843.12
IDBI	226	309.65	117	334.69	51	233.88	394	878.22
INDUS	103	148.46	48	156.27	19	83.74	170	388.47
NESFB	212	124.18	30	123.29	30	49.88	272	297.35
YES	80	114.3	54	167.85	20	116.59	154	398.74
Pvt Total	11310	9353.97	2966	9314.04	909	5000.65	15185	23668.66
MRB	8709	5608.33	1208	3004.96	232	1216.51	10149	9829.8
MSCB	2873	2935.21	721	1425.43	172	869.71	3766	5230.35
Grand Total	74726	65374.64	19576	53935.09	6353	38470.6	100655	157780.33

Bank-wise ACP (PS) Performance vis-a-vis Target for Manipur during the FY 2021-2022 upto 30-06-2021

(Amount in Rs. Lakhs)

Sl No.	Bank Name	Agri (PS) Target		Agri (PS) Achieved		Agri(PS) Achv% Amount	Crop Loan Target		Crop Loan Achieved No.		Crop Loan Achv% Amount	MSME (PS) Target		MSME (PS) Achieved		MSME (PS) Achv% Amount	Other PS Target		Other PS Achieved		Other PS Achv% Amount	Total (PS) Target		Total (PS) Achieved		Total(P S) Achv% Amount
		No	Amt	No	Amt		No	Amt	No	Amt		No	Amt	No	Amt		No	Amt	No	Amt		No	Amt	No	Amt	
1	BOB	2149	1788.72	335	584.5	32.68	1954	1464.32	74	89	6.08	540	2317.05	235	782.62	33.78	338	1465.48	13	63.65	4.34	3027	5571.25	583	1430.77	25.68
2	BOI	957	952.68	208	350.21	36.76	775	667.22	48	64.21	9.62	273	826.33	178	120.63	14.6	121	758.82	16	96.7	12.74	1351	2537.83	402	567.54	22.36
3	BOM	210	292.8	0	0	0	180	229.52	0	0	0	30	115.87	0	0	0	17	64.25	1	10	15.56	257	472.92	1	10	2.11
4	CAN	908	976.67	15	37.9	3.88	676	619.06	2	1	0.16	537	844.15	47	180.83	21.42	129	657.4	18	59.9	9.11	1574	2478.22	80	278.63	11.24
5	CBI	2318	1820.66	86	68.27	3.75	2037	1125.7	79	36.09	3.21	433	1304.08	66	100.84	7.73	127	734.67	0	0	0	2878	3859.41	152	169.11	4.38
6	IND	979	948.78	5	43.2	4.55	857	738.42	3	1.2	0.16	172	922.74	15	77.3	8.38	173	767.52	16	113.5	14.79	1324	2639.04	36	234	8.87
7	IOB	650	854.68	25	19.41	2.27	524	684.52	25	19.41	2.84	259	745.36	19	270.84	36.34	97	497.38	3	46	9.25	1006	2097.42	47	336.25	16.03
8	PNB	11652	10516.68	220	626.55	5.96	8527	5484.48	34	19.42	0.35	2925	6887.87	374	940.13	13.65	821	4624.08	32	103.35	2.24	15398	22028.63	626	1670.03	7.58
9	PSB	1452	922.68	0	0	0	1275	593.52	0	0	0	341	1356.06	9	19.88	1.47	192	1014.23	0	0	0	1985	3292.97	9	19.88	0.6
10	SBI	24117	22356.71	388	488.46	2.18	20637	12341.61	258	264.34	2.14	8212	22408.64	1023	10629.9	47.44	2735	19241.4	86	208.08	1.08	35064	64006.76	1497	11326.44	17.7
11	UCO	6232	5753.27	20	20.58	0.36	5283	2720.66	15	11.92	0.44	923	2336.24	95	47.26	2.02	274	1493.93	7	41.88	2.8	7429	9583.44	122	109.72	1.14
12	UNI	210	292.8	0	2.01	0.69	180	229.52	0	2.01	0.88	36	126.27	5	26.61	21.07	16	64.56	4	5.11	7.92	262	483.63	9	33.73	6.97
Pub	Total	51834	47477.13	1302	2241.1	4.72	42905	26898.55	538	508.6	1.89	14681	40190.66	2066	13196.84	32.84	5040	31383.7	196	748.17	2.38	71555	119051.52	3564	16186.1	13.6
1	AXIS	4649	4026.16	643	1017.9	25.28	4207	2891.48	643	1017.93	35.2	879	2795.18	2	21.2	0.76	390	2177.76	387	419.35	19.26	5918	8999.1	1032	1458.48	16.21
2	BANDHAN	543	559.52	25	22.6	4.04	299	256.82	0	0	0	962	2848.27	23	21.55	0.76	37	139.81	0	0	0	1542	3547.6	48	44.15	1.24
3	HDFC	2752	2271.23	59	146.13	6.43	2460	1601.62	48	135.51	8.46	558	1696.9	120	38.54	2.27	197	1347.93	174	175.57	13.03	3507	5316.06	353	360.24	6.78
4	ICICI	2745	1800.47	696	962.12	53.44	2511	1374.06	2	2.99	0.22	318	1191.59	12	889.27	74.63	165	851.06	0	0	0	3228	3843.12	708	1851.39	48.17
5	IDBI	226	309.65	15	29.13	9.41	194	236.52	7	20.01	8.46	117	334.69	89	475.21	141.99	51	233.88	17	68.33	29.22	394	878.22	121	572.67	65.21
6	INDUS	103	148.46	0	0	0	80	101.82	0	0	0	48	156.27	8	123.27	78.88	19	83.74	0	0	0	170	388.47	8	123.27	31.73
7	NESFB	212	124.18	4	4	3.22	191	92.9	0	0	0	30	123.29	72	27.9	22.63	30	49.88	0	0	0	272	297.35	76	31.9	10.73
8	YES	80	114.3	0	0	0	70	91.82	0	0	0	54	167.85	0	0	0	20	116.59	0	0	0	154	398.74	0	0	0
Priv	Total	11310	9353.97	1442	2181.9	23.33	10012	6647.04	700	1176.44	17.7	2966	9314.04	326	1596.94	17.15	909	5000.65	578	663.25	13.26	15185	23668.66	2346	4442.1	18.77
1	MRB	8709	5608.33	80	118.72	2.12	7238	3215.24	3	2.08	0.06	1208	3004.96	90	123.11	4.1	232	1216.51	1	5	0.41	10149	9829.8	171	246.83	2.51
RRB	Total	8709	5608.33	80	118.72	2.12	7238	3215.24	3	2.08	0.06	1208	3004.96	90	123.11	4.1	232	1216.51	1	5	0.41	10149	9829.8	171	246.83	2.51
1	MSCB	2873	2935.21	311	2335.2	79.56	2313	1587.42	13	9.65	0.61	721	1425.43	7	17.4	1.22	172	869.71	3	18.75	2.16	3766	5230.35	321	2371.31	45.34
Grand	Total	74726	65374.64	3135	6876.9	10.52	62468	38348.25	1254	1696.77	4.42	19576	53935.09	2489	14934.29	27.69	6353	38470.6	778	1435.17	3.73	100655	157780.33	6402	23246.34	14.73

Districtwise ACP (PS) Performance vis-a-vis Target Report for Manipur as on date 30-06-2021

(Amount in Rs.Lakhs)

Sl No.	Bank Name	Agri (PS) Target		Agri (PS) Achieved		Agri(PS) Achv% Amount	Crop Loan Target		Crop Loan Achieved No.		Crop Loan Achv% Amount	MSME (PS) Target		MSME (PS) Achieved		MSME (PS) Achv% Amount	Other PS Target		Other PS Achieved		Other PS Achv% Amount	Total (PS) Target		Total (PS) Achieved		Total(PS) Achv% Amount
		No	Amt	No	Amt		No	Amt	No	Amt		No	Amt	No	Amt		No	Amt	No	Amt		No	Amt	No	Amt	
0	BISHNUPUR	10665	11064	328	428.76	3.88	8189	4102	165	287.9	7.02	1864	3245	82	213.28	6.57	352	1937	7	44.28	2.29	12881	16246	417	686.32	4.22
2	CHANDEL	928	3605	7	1.2	0.03	335	335	3	1	0.3	131	1310	62	13.83	1.06	93	778	1	1.74	0.22	1152	5693	70	16.77	0.29
3	CHURACHANDPUR	2592	1330	270	290.26	21.82	2515	1282	203	137.9	10.76	3184	5408	210	695.36	12.86	606	5195	48	110.74	2.13	6382	11933	528	1096.36	9.19
4	IMPHALEAST	17436	7465	433	800.55	10.72	16365	5287	30	62.23	1.18	1602	7719	365	2346.99	30.41	1025	4830	245	264.47	5.48	20063	20014	1043	3412.01	17.05
5	IMPHALWEST	9136	13099.48	1021	3958.8	30.22	7664	9822.6	128	388.41	3.95	5384	19513.5	912	9658.62	49.5	2559	15499.77	358	749.89	4.84	17079	48112.78	2291	14367.26	29.86
6	JIRIBAM	808	750	10	19.25	2.57	389	320	0	0	0	991	2654	15	50.54	1.9	42	134	0	0	0	1841	3538	25	69.79	1.97
7	KAKCHING	3237	6618	125	135.5	2.05	2775	2745	1	0.18	0.01	208	1964	154	655.37	33.37	254	2497.5	6	15.62	0.63	3699	11079.5	285	806.49	7.28
8	KAMJONG	391	405	0	0	0	142	142	0	0	0	82	223	1	0.01	0	12	20	0	0	0	485	648	1	0.01	0
9	KANGPOKPI	5227	2781.53	62	97.15	3.49	4862	2720	34	24.57	0.9	287	1334	78	259.38	19.44	508	1324	8	28.56	2.16	6022	5439.53	148	385.09	7.08
10	NONEY	1459	1829	1	0.08	0	1259	509	1	0.08	0.02	599	825	14	16.94	2.05	47	112	2	3.15	2.81	2105	2766	17	20.17	0.73
11	PHERZAWAL	50	58	0	0	0	45	41	0	0	0	8	24	0	0	0	4	18	0	0	0	62	100	0	0	0
12	SENPATI	3540	4290.63	176	77.5	1.81	3089	4010.6	166	70.5	1.76	823	1784.56	198	310.87	17.42	250	1667.33	30	76.29	4.58	4613	7742.52	404	464.66	6
13	TAMENGLONG	3094	2100	1	2	0.1	1409	825	0	0	0	1251	734	47	134.11	18.27	65	98	6	15.56	15.88	4410	2932	54	151.67	5.17
14	TENGNUPAL	9121	3128	42	46.25	1.48	8584	2520	29	28.05	1.11	272	1444	101	90.53	6.27	123	379	2	5.59	1.47	9516	4951	145	142.37	2.88
15	THOUBAL	5643	5830	632	948.24	16.26	4025	3105	490	693.65	22.34	2523	4800	224	448.95	9.35	338	3818	61	105.56	2.76	8504	14448	917	1502.75	10.4
16	UKHRUL	1399	1021	27	71.39	6.99	821	582	4	2.3	0.4	367	953	26	39.51	4.15	75	163	4	13.72	8.42	1841	2137	57	124.62	5.83
Grand	Total	74726	65374.64	3135	6876.9	10.52	62468	38348	1254	1696.77	4.42	19576	53935.1	2489	14934.29	27.69	6353	38470.6	778	1435.17	3.73	100655	157780.3	6402	23246.34	14.73

Bankwise Progress under ACP DISBURSEMENT AGRI (PS) Report of Manipur during the FY-2021-2022 as on date 30-06-2021

(Amount in Rs. Lakhs)

SI No.	Bank Name	Crop Loan		Forestry and wasteland Dev		Water Resource		Farm mechanization		Plantation & horticulture		Animal Husbandry		Fishery		Farm Credit Others		Agri. Infrastructure		Ancillary Activities		Tot Agri (PS) Disb	
		NO	Amt	NO	Amt	NO	Amt	NO	Amt	NO	Amt	NO	Amt	NO	Amt	NO	Amt	NO	Amt	NO	Amt	NO	Amt
1	BOB	74	89	0	0	0	0	0	0	0	0	5	7.2	4	14.78	238	404.57	0	0	14	68.95	335	584.5
2	BOI	48	64.21	0	0	0	0	0	0	0	0	138	253.18	10	23.54	0	0	0	0	12	9.28	208	350.21
3	BOM	0	0	0	0	0	0	0	0	0	0	0	0	0	0	0	0	0	0	0	0	0	0
4	CAN	2	1	0	0	0	0	11	36.18	0	0	2	0.72	0	0	0	0	0	0	0	0	15	37.9
5	CBI	79	36.09	0	0	0	0	0	0	0	0	0	0	1	12.26	0	0	0	0	6	19.92	86	68.27
6	IND	3	1.2	0	0	0	0	0	0	0	0	0	0	0	0	0	0	0	0	2	42	5	43.2
7	IJOB	25	19.41	0	0	0	0	0	0	0	0	0	0	0	0	0	0	0	0	0	0	25	19.41
8	PNB	34	19.42	0	0	0	0	0	0	0	0	0	0	0	0	119	392.29	9	37.24	58	177.6	220	626.55
9	PSB	0	0	0	0	0	0	0	0	0	0	0	0	0	0	0	0	0	0	0	0	0	0
10	SBI	258	264.34	0	0	0	0	0	0	0	0	13	3.19	104	0	12	0.93	0	0	1	220	388	488.46
11	UCO	15	11.92	0	0	0	0	0	0	0	0	0	0	0	0	5	8.66	0	0	0	0	20	20.58
12	UNI	0	2.01	0	0	0	0	0	0	0	0	0	0	0	0	0	0	0	0	0	0	0	2.01
Pub	Total	538	508.6	0	0	0	0	11	36.18	0	0	158	264.29	119	50.58	374	806.45	9	37.24	93	537.75	1302	2241.09
1	AXIS	643	1017.93	0	0	0	0	0	0	0	0	0	0	0	0	0	0	0	0	0	0	643	1017.93
2	BANDHAN	0	0	0	0	0	0	0	0	0	0	0	0	0	0	23	21.55	0	0	2	1.05	25	22.6
3	HDFC	48	135.51	0	0	0	0	0	0	0	0	0	0	0	0	11	10.62	0	0	0	0	59	146.13
4	ICICI	2	2.99	0	0	0	0	0	0	0	0	0	0	0	0	694	959.13	0	0	0	0	696	962.12
5	IDBI	7	20.01	0	0	0	0	0	0	0	0	0	0	0	0	7	8.51	0	0	1	0.61	15	29.13
6	INDUS	0	0	0	0	0	0	0	0	0	0	0	0	0	0	0	0	0	0	0	0	0	0
7	NESFB	0	0	0	0	0	0	0	0	0	0	4	4	0	0	0	0	0	0	0	0	4	4
8	YES	0	0	0	0	0	0	0	0	0	0	0	0	0	0	0	0	0	0	0	0	0	0
Priv	Total	700	1176.44	0	0	0	0	0	0	0	0	4	4	0	0	735	999.81	0	0	3	1.66	1442	2181.91
1	MRB	3	2.08	0	0	0	0	0	0	0	0	29	29.92	0	0	0	0	0	0	48	86.72	80	118.72
RRB	Total	3	2.08	0	0	0	0	0	0	0	0	29	29.92	0	0	0	0	0	0	48	86.72	80	118.72
1	MSCB	13	9.65	0	0	0	0	0	0	0	0	255	152.04	42	173.47	0	0	0	0	1	2000	311	2335.16
Grand	Total	1254	1696.77	0	0	0	0	11	36.18	0	0	446	450.25	161	224.05	1109	1806.26	9	37.24	145	2626.13	3135	6876.88

Districtwise Progress under ACP DISBURSEMENT(AGRI PS) Report of Manipur during the FY2021-2022 as on date 30-06-2021

(Amount in Rs.Lakhs)

Sl No.	Bank Name	Crop Loan		Forestry and wasteland Dev		Water Resource		Farm mechanization		Plantation & horticulture		Animal Husbandry		Fishery		Farm Credit Others		Agri. Infrastructure		Ancillary Activities		Tot Agri (PS) Disb	
		NO	Amt	NO	Amt	NO	Amt	NO	Amt	NO	Amt	NO	Amt	NO	Amt	NO	Amt	NO	Amt	NO	Amt	NO	Amt
1	BISHNUPUR	165	287.9	0	0	0	0	0	0	0	0	130	72.22	23	36.4	10	32.24	0	0	0	0	328	428.76
2	CHANDEL	3	1	0	0	0	0	0	0	0	0	2	0	0	0	2	0.2	0	0	0	0	7	1.2
3	CHURACHANDPUR	203	137.9	0	0	0	0	0	0	0	0	9	4.22	0	0	49	124.48	0	0	9	23.66	270	290.26
4	IMPHALEAST	30	62.23	0	0	0	0	1	2.18	0	0	134	69.54	4	3.53	240	303.88	9	37.24	15	321.95	433	800.55
5	IMPHALWEST	128	388.41	0	0	0	0	6	11.87	0	0	86	158.93	40	90.49	721	1215.68	0	0	40	2093.4	1021	3958.75
6	JIRIBAM	0	0	0	0	0	0	0	0	0	0	0	0	0	0	7	6.35	0	0	3	12.9	10	19.25
7	KAKCHING	1	0.18	0	0	0	0	0	0	0	0	4	5.18	88	55.27	14	13.2	0	0	18	61.67	125	135.5
8	KAMJONG	0	0	0	0	0	0	0	0	0	0	0	0	0	0	0	0	0	0	0	0	0	0
9	KANGPOKPI	34	24.57	0	0	0	0	0	0	0	0	0	0	2	10.25	26	62.33	0	0	0	0	62	97.15
10	NONEY	1	0.08	0	0	0	0	0	0	0	0	0	0	0	0	0	0	0	0	0	0	1	0.08
11	PHERZAWAL	0	0	0	0	0	0	0	0	0	0	0	0	0	0	0	0	0	0	0	0	0	0
12	SENAPATI	166	70.5	0	0	0	0	0	0	0	0	5	0	0	0	0	0	0	0	5	7	176	77.5
13	TAMENGLONG	0	0	0	0	0	0	0	0	0	0	0	0	0	0	0	0	0	0	1	2	1	2
14	TENGNUPAL	29	28.05	0	0	0	0	0	0	0	0	7	10.1	0	0	6	8.1	0	0	0	0	42	46.25
15	THOUBAL	490	693.65	0	0	0	0	4	22.13	0	0	66	118.06	4	28.11	33	39.3	0	0	35	46.99	632	948.24
16	UKHRUL	4	2.3	0	0	0	0	0	0	0	0	3	12	0	0	1	0.5	0	0	19	56.59	27	71.39
Grand	Total	1254	1696.77	0	0	0	0	11	36.18	0	0	446	450.25	161	224.05	1109	1806.26	9	37.24	145	2626.1	3135	6876.88

Bankwise Progress under ACP DISBURSEMENT(MSME) Report of Manipur during the FY-2021-2022 as on date 30-06-2021

(Amount in Rs. Lakhs)

SI No.	Bank Name	Micro TL		Micro WC		Small TL		Small WC		Medium TL		Medium WC		KVIC TL		KVIC WC		Others under MSMEs		Tot MSME (PS) Disb.	
		No	Amt	No	Amt	No	Amt	No	Amt	No	Amt	No	Amt	No	Amt	No	Amt	No	Amt	No	Amt
1	BOB	170	567.41	26	56.3	0	0	1	50	0	0	0	0	21	90.21	0	0	17	18.7	235	782.62
2	BOI	178	120.63	0	0	0	0	0	0	0	0	0	0	0	0	0	0	0	0	178	120.63
3	BOM	0	0	0	0	0	0	0	0	0	0	0	0	0	0	0	0	0	0	0	0
4	CAN	33	114.2	12	21.63	2	45	0	0	0	0	0	0	0	0	0	0	0	0	47	180.83
5	CBI	40	8.58	18	43.22	6	8.28	2	40.76	0	0	0	0	0	0	0	0	0	0	66	100.84
6	IND	13	69.7	0	0	0	0	0	0	0	0	0	0	2	7.6	0	0	0	0	15	77.3
7	IOB	14	95.64	0	0	4	80	0	0	1	95.2	0	0	0	0	0	0	0	0	19	270.84
8	PNB	239	219.73	66	330.3	44	240.1	25	150	0	0	0	0	0	0	0	0	0	0	374	940.13
9	PSB	1	2	7	15.88	0	0	1	2	0	0	0	0	0	0	0	0	0	0	9	19.88
10	SBI	574	1616.47	191	538.83	175	4551.01	57	1507.31	17	1875.01	5	541.22	0	0	0	0	4	0.05	1023	10629.9
11	UCO	95	47.26	0	0	0	0	0	0	0	0	0	0	0	0	0	0	0	0	95	47.26
12	UNI	5	26.61	0	0	0	0	0	0	0	0	0	0	0	0	0	0	0	0	5	26.61
Pub	Total	1362	2888.23	320	1006.16	231	4924.39	86	1750.07	18	1970.21	5	541.22	23	97.81	0	0	21	18.75	2066	13196.84
1	AXIS	0	0	0	0	0	0	0	0	2	21.2	0	0	0	0	0	0	0	0	2	21.2
2	BANDHAN	23	21.55	0	0	0	0	0	0	0	0	0	0	0	0	0	0	0	0	23	21.55
3	HDFC	120	38.54	0	0	0	0	0	0	0	0	0	0	0	0	0	0	0	0	120	38.54
4	ICICI	0	0	0	0	0	0	0	0	0	0	0	0	0	0	0	0	12	889.27	12	889.27
5	IDBI	4	5.05	80	385.98	1	18.91	2	28.7	0	0	0	0	0	0	2	36.57	0	0	89	475.21
6	INDUS	7	81.27	0	0	1	42	0	0	0	0	0	0	0	0	0	0	0	0	8	123.27
7	NESFB	64	23.65	0	0	0	0	0	0	0	0	0	0	0	0	0	0	8	4.25	72	27.9
8	YES	0	0	0	0	0	0	0	0	0	0	0	0	0	0	0	0	0	0	0	0
Priv	Total	218	170.06	80	385.98	2	60.91	2	28.7	2	21.2	0	0	0	0	2	36.57	20	893.52	326	1596.94
1	MRB	9	29	81	94.11	0	0	0	0	0	0	0	0	0	0	0	0	0	0	90	123.11
RRB	Total	9	29	81	94.11	0	0	0	0	0	0	0	0	0	0	0	0	0	0	90	123.11
1	MSCB	7	17.4	0	0	0	0	0	0	0	0	0	0	0	0	0	0	0	0	7	17.4
Grand	Total	1596	3104.69	481	1486.25	233	4985.3	88	1778.77	20	1991.41	5	541.22	23	97.81	2	36.57	41	912.27	2489	14934.29

District wise ACP DISBURSEMENT(MSME) report of Manipur during the FY2021-2022 as on date 30-06-2021

(Amount in Rs.Lakhs)

SI No.	Bank Name	Micro TL		Micro WC		Small TL		Small WC		Medium TL		Medium WC		KVIC TL		KVIC WC		Others under		Tot MSME (PS) Disb.	
		No	Amt	No	Amt	No	Amt	No	Amt	No	Amt	No	Amt	No	Amt	No	Amt	No	Amt	No	Amt
1	BISHNUPUR	53	91.13	19	45.08	10	77.07	0	0	0	0	0	0	0	0	0	0	0	0	82	213.28
2	CHANDEL	48	11.77	14	2.06	0	0	0	0	0	0	0	0	0	0	0	0	0	0	62	13.83
3	CHURACHANDPUR	113	295.6	81	205.16	7	112.04	3	62.35	0	0	0	0	3	16	0	0	3	4.21	210	695.36
4	IMPHALEAST	289	297.97	41	78.41	23	1146.8	5	357.41	3	251.36	0	0	1	10	0	0	3	205	365	2346.99
5	IMPHALWEST	463	1436.9	164	815.7	149	3124.7	71	1246.9	17	1740.1	5	541.22	12	41.46	2	36.57	29	675.06	912	9658.62
6	JIRIBAM	15	50.54	0	0	0	0	0	0	0	0	0	0	0	0	0	0	0	0	15	50.54
7	KAKCHING	121	291.35	12	121.95	15	180.85	4	53.62	0	0	0	0	2	7.6	0	0	0	0	154	655.37
8	KAMJONG	1	0.01	0	0	0	0	0	0	0	0	0	0	0	0	0	0	0	0	1	0.01
9	KANGPOKPI	57	211.01	11	23.03	1	0.07	0	0.02	0	0	0	0	5	22.75	0	0	4	2.5	78	259.38
10	NONEY	7	6.33	7	10.61	0	0	0	0	0	0	0	0	0	0	0	0	0	0	14	16.94
11	PHERZAWAL	0	0	0	0	0	0	0	0	0	0	0	0	0	0	0	0	0	0	0	0
12	SENAPATI	141	108.54	36	22.04	17	140.78	4	39.51	0	0	0	0	0	0	0	0	0	0	198	310.87
13	TAMENGLONG	23	27.96	22	76.05	2	30.1	0	0	0	0	0	0	0	0	0	0	0	0	47	134.11
14	TENGNOUNPAL	54	66.77	46	23.26	0	0	0	0	0	0	0	0	0	0	0	0	1	0.5	101	90.53
15	THOUBAL	193	199.56	20	32.6	9	172.84	1	18.95	0	0	0	0	0	0	0	0	1	25	224	448.95
16	UKHRUL	18	9.21	8	30.3	0	0	0	0	0	0	0	0	0	0	0	0	0	0	26	39.51
Grand	Total	1596	3104.7	481	1486.3	233	4985.3	88	1778.8	20	1991.4	5	541.22	23	97.81	2	36.57	41	912.27	2489	14934.29

**Bankwise Progress under ACP DISBURSEMENT(OTHER PS) Report of Manipur during the FY-2021-2022 as on date
30-06-2021**

(Amount in Rs. Lakhs)

Sl No.	Bank Name	Export Credit		Education (PS)		Housing (PS)		Social Infrastructure		Renewable Energy		Informal Credit		Total Other PS Disb	
		NO	Amt	NO	Amt	NO	Amt	NO	Amt	NO	Amt	NO	Amt	NO	Amt
1	BOB	0	0	8	23	3	22	0	0	2	18.65	0	0	13	63.65
2	BOI	0	0	1	2.5	15	94.2	0	0	0	0	0	0	16	96.7
3	BOM	0	0	0	0	1	10	0	0	0	0	0	0	1	10
4	CAN	0	0	8	13.4	10	46.5	0	0	0	0	0	0	18	59.9
5	CBI	0	0	0	0	0	0	0	0	0	0	0	0	0	0
6	IND	0	0	11	35.5	5	78	0	0	0	0	0	0	16	113.5
7	IOB	0	0	0	0	3	46	0	0	0	0	0	0	3	46
8	PNB	0	0	2	2.39	21	99.5	0	0	0	0	9	1.46	32	103.35
9	PSB	0	0	0	0	0	0	0	0	0	0	0	0	0	0
10	SBI	0	0	25	34.31	56	165.18	5	8.59	0	0	0	0	86	208.08
11	UCO	0	0	0	0	6	25.88	0	0	0	0	1	16	7	41.88
12	UNI	0	0	4	5.11	0	0	0	0	0	0	0	0	4	5.11
Pub	Total	0	0	59	116.21	120	587.26	5	8.59	2	18.65	10	17.46	196	748.17
1	AXIS	0	0	0	0	313	395.5	70	22.3	4	1.55	0	0	387	419.35
2	BANDHAN	0	0	0	0	0	0	0	0	0	0	0	0	0	0
3	HDFC	0	0	0	0	148	168.63	0	0	0	0	26	6.94	174	175.57
4	ICICI	0	0	0	0	0	0	0	0	0	0	0	0	0	0
5	IDBI	0	0	0	0	17	68.33	0	0	0	0	0	0	17	68.33
6	INDUS	0	0	0	0	0	0	0	0	0	0	0	0	0	0
7	NESFB	0	0	0	0	0	0	0	0	0	0	0	0	0	0
8	YES	0	0	0	0	0	0	0	0	0	0	0	0	0	0
Priv	Total	0	0	0	0	478	632.46	70	22.3	4	1.55	26	6.94	578	663.25
1	MRB	0	0	0	0	1	5	0	0	0	0	0	0	1	5
RRB	Total	0	0	0	0	1	5	0	0	0	0	0	0	1	5
1	MSCB	0	0	0	0	3	18.75	0	0	0	0	0	0	3	18.75
Grand	Total	0	0	59	116.21	602	1243.47	75	30.89	6	20.2	36	24.4	778	1435.17

District wise ACP DISBURSEMENT(OTHER PS) report of Manipur during the FY2021-2022 as on date 30-06-2021															
(Amount in Rs.Lakhs)															
SI No.	Bank Name	Export Credit		Education (PS)		Housing (PS)		Social		Renewable		Informal Credit		Total Other PS	
1	BISHNUPUR	0	0	1	0.6	5	27.68	0	0	0	0	1	16	7	44.28
2	CHANDEL	0	0	0	0	1	1.74	0	0	0	0	0	0	1	1.74
3	CHURACHANDPUR	0	0	2	1	46	109.74	0	0	0	0	0	0	48	110.74
4	IMPHALEAST	0	0	0	0	170	240.33	70	22.3	2	0.81	3	1.03	245	264.47
5	IMPHALWEST	0	0	32	80.03	316	642.78	1	7.63	4	19.39	5	0.06	358	749.89
6	JIRIBAM	0	0	0	0	0	0	0	0	0	0	0	0	0	0
7	KAKCHING	0	0	5	15.5	1	0.12	0	0	0	0	0	0	6	15.62
8	KAMJONG	0	0	0	0	0	0	0	0	0	0	0	0	0	0
9	KANGPOKPI	0	0	2	2.31	6	26.25	0	0	0	0	0	0	8	28.56
10	NONEY	0	0	0	0	2	3.15	0	0	0	0	0	0	2	3.15
11	PHERZAWAL	0	0	0	0	0	0	0	0	0	0	0	0	0	0
12	SENAPATI	0	0	11	7.59	16	67.96	3	0.74	0	0	0	0	30	76.29
13	TAMENGLONG	0	0	3	2.56	3	13	0	0	0	0	0	0	6	15.56
14	TENGNOUNPAL	0	0	0	0	2	5.59	0	0	0	0	0	0	2	5.59
15	THOUBAL	0	0	2	4.7	31	93.33	1	0.22	0	0	27	7.31	61	105.56
16	UKHRUL	0	0	1	1.92	3	11.8	0	0	0	0	0	0	4	13.72
Grand	Total	0	0	59	116.21	602	1243.5	75	30.89	6	20.2	36	24.4	778	1435.2

Bank wise Non Priority Sector ACP Target Report of Manipur in the FY-2021-2022 as on date 30-06-2021 (Amt in Lakhs)

Bank Name	Agriculture (NPS)		MSME (NPS)		Exp Credit (NPS)		Education (NPS)		Housing (NPS)		Personal Loans under		Others NPS		NPS Total	
	Target no	Target Amt	Target no	Target Amt	Target no	Target Amt	Target no	Target Amt	Target no	Target Amt	Target no	Target Amt	Target no	Target Amt	Target no	Target Amt
BOB	0	0	0	0	0	0	0	0	15	90	102	68	728	1551.49	845	1709.49
BOI	0	0	0	0	0	0	0	0	0	0	11	40	171	525.88	182	565.88
BOM	0	0	0	0	0	0	0	0	0	0	0	0	36	71.4	36	71.4
CAN	0	0	0	0	0	0	0	0	12	35	84	276	164	453.4	260	764.4
CBI	0	0	0	0	0	0	0	0	0	35	21	123	223	657.6	244	815.6
IND	0	0	0	0	0	0	0	0	0	0	41	138	211	472.32	252	610.32
IOB	0	0	0	0	0	0	0	0	0	0	10	5	174	487.04	184	492.04
PNB	0	0	0	0	0	0	0	0	26	300	467	2144	1696	4122.44	2189	6566.44
PSB	0	0	0	0	0	0	0	0	0	0	6	30	255	761.6	261	791.6
SBI	0	0	523	685	0	0	0	0	531	5675	2460	11904	5116	11704.8	8630	29968.8
UCO	0	0	0	0	0	0	0	0	2	450	82	1362	228	873.2	312	2685.2
UNI	0	0	0	0	0	0	0	0	0	0	0	0	36	73.44	36	73.44
Pub Total	0	0	523	685	0	0	0	0	586	6585	3284	16090	9038	21754.61	13431	45114.61
AXIS	0	0	0	0	0	0	0	0	0	90	94	523	959	2215.56	1053	2828.56
BANDHAN	0	0	0	0	0	0	0	0	0	0	20	50	73	220.76	93	270.76
HDFC	0	0	0	0	0	0	0	0	4	80	16	82	461	1188.96	481	1350.96
ICICI	0	0	0	0	0	0	0	0	0	0	15	55	275	735.48	290	790.48
IDBI	0	0	0	0	0	0	0	0	12	45	0	0	136	280.16	148	325.16
INDUS	0	0	0	0	0	0	0	0	0	0	2	10	42	91.6	44	101.6
NESFB	0	0	0	0	0	0	0	0	0	0	2	10	8	27.2	10	37.2
YES	0	0	0	0	0	0	0	0	0	0	0	0	72	146.88	72	146.88
Pvt Total	0	0	0	0	0	0	0	0	16	215	149	730	2026	4906.6	2191	5851.6
MRB	0	0	0	0	0	0	0	0	3	125	67	441	358	1155.12	428	1721.12
MSCB	0	0	0	0	0	0	0	0	6	120	74	320	295	746.2	375	1186.2
Grand Total	0	0	523	685	0	0	0	0	611	7045	3574	17581	11717	28562.53	16425	53873.53

Bankwise Progress under ACP DISBURSEMENT(NON PRIORITY) Report of Manipur during the FY-2021-2022 as on date 30-06-2021

(Amount in Rs. Lakhs)

SI No.	Bank Name	Agriculture (NPS)		MSME (NPS)		Exp Credit (NPS)		Education (NPS)		Housing (NPS)		Personal Loans under NPS		Others NPS		Total ACP (NPS) Disb.	
		No	Amt	No	Amt	No	Amt	No	Amt	No	Amt	No	Amt	No	Amt	No	Amt
1	BOB	0	0	0	0	0	0	0	0	0	0	315	346.07	55	596.29	370	942.36
2	BOI	0	0	0	0	0	0	0	0	2	27.35	9	34.35	15	50.93	26	112.63
3	BOM	0	0	0	0	0	0	0	0	2	30	0	0	25	45.72	27	75.72
4	CAN	0	0	0	0	0	0	0	0	17	68.02	10	89.95	87	282.17	114	440.14
5	CBI	0	0	0	0	0	0	0	0	0	0	3	13.65	37	81.38	40	95.03
6	IND	0	0	0	0	0	0	0	0	1	40	18	65.37	4	10.55	23	115.92
7	IOB	0	0	0	0	0	0	0	0	16	54	0	0	63	171.12	79	225.12
8	PNB	0	0	0	0	0	0	0	0	22	301.89	91	661.76	0	0	113	963.65
9	PSB	0	0	1	0.39	0	0	0	0	5	61.72	0	0	4	53.03	10	115.14
10	SBI	0	0	0	0	0	0	0	0	195	1415.3	268	732.05	756	1326.24	1219	3473.59
11	UCO	0	0	0	0	0	0	0	0	8	108.2	18	31.86	54	382.48	80	522.54
12	UNI	0	0	0	0	0	0	0	0	4	36.25	8	54.85	11	50.15	23	141.25
Pub	Total	0	0	1	0.39	0	0	0	0	272	2142.73	740	2029.91	1111	3050.06	2124	7223.09
1	AXIS	0	0	0	0	0	0	0	0	0	0	0	0	368	2178.83	368	2178.83
2	BANDHAN	0	0	0	0	0	0	0	0	0	0	0	0	118	195.67	118	195.67
3	HDFC	0	0	0	0	0	0	0	0	0	0	273	1300.93	1450	4065.3	1723	5366.23
4	ICICI	0	0	0	0	0	0	0	0	1	51.99	0	0	4432	5005.84	4433	5057.83
5	IDBI	0	0	0	0	17	68.33	0	0	0	0	0	0	56	227.15	73	295.48
6	INDUS	0	0	0	0	0	0	0	0	0	0	0	0	75	2993.25	75	2993.25
7	NESFB	0	0	0	0	0	0	0	0	0	0	0	0	0	0	0	0
8	YES	0	0	0	0	0	0	0	0	0	0	0	0	8	47	8	47
Priv	Total	0	0	0	0	17	68.33	0	0	1	51.99	273	1300.93	6507	14713.04	6798	16134.29
1	MRB	0	0	0	0	0	0	0	0	0	0	11	2	5	20.1	16	22.1
RRB	Total	0	0	0	0	0	0	0	0	0	0	11	2	5	20.1	16	22.1
1	MSCB	0	0	0	0	0	0	0	0	0	0	2	9.4	59	67.63	61	77.03
Grand	Total	0	0	1	0.39	17	68.33	0	0	273	2194.72	1026	3342.24	7682	17850.83	8999	23456.51

District wise ACP DISBURSEMENT(NON PS) report of Manipur during the FY2021-2022 as on date 30-06-2021

(Amount in Rs.Lakhs)

Sl No.	Bank Name	Agriculture		MSME (NPS)		Exp Credit		Education		Housing (NPS)		Personal Loans		Others NPS		Total ACP (NPS)	
		No	Amt	No	Amt	No	Amt	No	Amt	No	Amt	No	Amt	No	Amt	No	Amt
1	BISHNUPUR	0	0	0	0	0	0	0	0	15	93.57	26	55.16	73	356.61	114	505.34
2	CHANDEL	0	0	0	0	0	0	0	0	4	30.54	5	10.82	43	37.08	52	78.44
3	CHURACHANDPUR	0	0	0	0	17	68.33	0	0	56	369.23	100	328.67	482	900.57	655	1666.8
4	IMPHALEAST	0	0	0	0	0	0	0	0	22	122.7	163	530.35	1222	1889.51	1407	2542.56
5	IMPHALWEST	0	0	1	0.39	0	0	0	0	90	918.38	577	1800.73	4840	12794.54	5508	15514.04
6	JIRIBAM	0	0	0	0	0	0	0	0	0	0	0	0	16	5.13	16	5.13
7	KAKCHING	0	0	0	0	0	0	0	0	18	169.09	12	52.01	22	42.39	52	263.49
8	KAMJONG	0	0	0	0	0	0	0	0	0	0	1	0.5	1	0.5	2	1
9	KANGPOKPI	0	0	0	0	0	0	0	0	1	15	17	35.21	19	81.35	37	131.56
10	NONEY	0	0	0	0	0	0	0	0	0	0	1	2.99	1	2.99	2	5.98
11	PHERZAWAL	0	0	0	0	0	0	0	0	0	0	1	10	1	10	2	20
12	SENAPATI	0	0	0	0	0	0	0	0	27	205.88	43	115.11	114	256.64	184	577.63
13	TAMENGLONG	0	0	0	0	0	0	0	0	1	1	1	0.9	22	40.08	24	41.98
14	TENGNUPAL	0	0	0	0	0	0	0	0	3	62.93	5	10.32	30	49.79	38	123.04
15	THOUBAL	0	0	0	0	0	0	0	0	36	206.4	67	340.87	790	1375.97	893	1923.24
16	UKHRUL	0	0	0	0	0	0	0	0	0	0	7	48.6	6	7.68	13	56.28
Grand	Total	0	0	1	0.39	17	68.33	0	0	273	2194.72	1026	3342.24	7682	17850.83	8999	23456.51

**Bankwise Progress under Investment Credit Under Agriculture-Disbursement Report of Manipur during the FY-2021-2022 as on date
30-06-2021**

(Amount in Rs.Lakhs)

SI No.	Bank Name	KCCs for AH and Allied Activities		Farm Production		Dairy		Farm Mechanisation		Poultry		fisheries		Godown		Clinic		Other		Total IC- Agri Disb	
		No	Amt	No	Amt	No	Amt	No	Amt	No	Amt	No	Amt	No	Amt	No	Amt	No	Amt	No	Amt
1	BOB	9	27.2	0	0	2	3	9	22.5	5	6.5	4	14.78	0	0	1	1	238	404.57	268	479.55
2	BOI	48	64.21	0	0	36	62.37	0	0	102	190.81	10	23.54	0	0	0	0	12	9.28	208	350.21
3	BOM	0	0	0	0	0	0	0	0	0	0	0	0	0	0	0	0	0	0	0	0
4	CAN	4	2.45	0	0	0	0	1	6	7	5.6	11	36.94	0	0	0	0	3	3	26	53.99
5	CBI	1	1.2	0	0	0	0	0	0	1	1.2	1	12	0	0	0	0	0	0	3	14.4
6	IND	0	0	0	0	0	0	0	0	0	0	0	0	0	0	0	0	0	0	0	0
7	IOB	0	0	0	0	0	0	0	0	0	0	0	0	0	0	0	0	0	0	0	0
8	PNB	0	0	0	0	0	0	1	7.78	0	0	3	9.82	0	0	0	0	1	2.03	5	19.63
9	PSB	0	0	0	0	0	0	0	0	0	0	0	0	0	0	0	0	0	0	0	0
10	SBI	10	3.19	0	0	3	0.34	6	0.55	4	7.25	0	0	0	0	0	0	0	0	23	11.33
11	UCO	202	8.66	0	0	0	0	0	0	39	6.16	30	0	0	0	0	0	0	0	271	14.82
12	UNI	0	0	0	0	0	0	0	0	0	0	0	0	0	0	0	0	1	5.29	1	5.29
Pub	Total	274	106.91	0	0	41	65.71	17	36.83	158	217.52	59	97.08	0	0	1	1	255	424.17	805	949.22
1	AXIS	0	0	0	0	0	0	0	0	0	0	0	0	0	0	0	0	0	0	0	0
2	BANDHAN	0	0	0	0	0	0	0	0	0	0	0	0	0	0	0	0	0	0	0	0
3	HDFC	0	0	0	0	0	0	0	0	0	0	0	0	0	0	0	0	57	145.42	57	145.42
4	ICICI	0	0	0	0	0	0	0	0	0	0	0	0	0	0	0	0	24	63.87	24	63.87
5	IDBI	0	0	0	0	0	0	0	0	0	0	0	0	0	0	0	0	0	0	0	0
6	INDUS	0	0	0	0	0	0	0	0	0	0	0	0	0	0	0	0	0	0	0	0
7	NESFB	0	0	0	0	0	0	0	0	0	0	0	0	0	0	0	0	0	0	0	0
8	YES	0	0	0	0	0	0	0	0	0	0	0	0	0	0	0	0	0	0	0	0
Priv	Total	0	0	0	0	0	0	0	0	0	0	0	0	0	0	0	0	81	209.29	81	209.29
1	MRB	0	0	0	0	0	0	0	0	0	0	0	0	0	0	0	0	0	0	0	0
RRB	Total	0	0	0	0	0	0	0	0	0	0	0	0	0	0	0	0	0	0	0	0
1	MSCB	24	19.7	0	0	0	0	0	0	4	12.4	42	171.47	0	0	0	0	126	67.82	196	271.39
Grand	Total	298	126.61	0	0	41	65.71	17	36.83	162	229.92	101	268.55	0	0	1	1	462	701.28	1082	1429.9

District wise Investment Credit Under Agriculture-Disbursement report of Manipur during the FY2021-2022 as on date 30-06-2021

(Amount in Rs.Lakhs)

SI No.	Bank Name	KCCs for AH and		Farm		Dairy		Farm		Poultry		fisheries		Godown		Clinic		Other		Total IC- Agri	
		No	Amt	No	Amt	No	Amt	No	Amt	No	Amt	No	Amt	No	Amt	No	Amt	No	Amt	No	Amt
1	BISHNUPUR	33	16.56	0	0	0	0	0	0	18	14.16	22	36.4	0	0	0	0	122	53.82	195	120.94
2	CHANDEL	3	0	0	0	0	0	2	0.2	3	0	0	0	0	0	0	0	0	0	8	0.2
3	CHURACHANDPUR	133	3.15	0	0	0	0	0	0	6	0	9	9.82	0	0	0	0	4	6.04	152	19.01
4	IMPHALEAST	21	8.42	0	0	0	0	3	4.1	15	17.52	9	39.97	0	0	0	0	24	48	72	118.01
5	IMPHALWEST	32	11.75	0	0	2	3	8	25.81	78	144.38	28	78.23	0	0	1	1	256	477.16	405	741.33
6	JIRIBAM	0	0	0	0	0	0	0	0	0	0	0	0	0	0	0	0	0	0	0	0
7	KAKCHING	16	2.18	0	0	0	0	0	0	9	0	21	55.27	0	0	0	0	0	0	46	57.45
8	KAMJONG	0	0	0	0	0	0	0	0	0	0	0	0	0	0	0	0	0	0	0	0
9	KANGPOKPI	4	20	0	0	0	0	2	0.59	4	6	2	10.25	0	0	0	0	25	62.24	37	99.08
10	NONEY	0	0	0	0	0	0	0	0	0	0	0	0	0	0	0	0	0	0	0	0
11	PHERZAWAL	0	0	0	0	0	0	0	0	0	0	0	0	0	0	0	0	0	0	0	0
12	SENAPATI	1	0	0	0	3	0.34	0	0	0	0	0	0	0	0	0	0	0	0	4	0.34
13	TAMENGLONG	0	0	0	0	0	0	0	0	0	0	0	0	0	0	0	0	1	1	1	1
14	TENGNOUNPAL	1	0	0	0	0	0	0	0	0	0	0	0	0	0	0	0	4	8	5	8
15	THOUBAL	50	64.05	0	0	36	62.37	2	6.13	27	47.86	9	38.61	0	0	0	0	23	33.02	147	252.04
16	UKHRUL	4	0.5	0	0	0	0	0	0	2	0	1	0	0	0	0	0	3	12	10	12.5
Grand	Total	298	126.61	0	0	41	65.71	17	36.83	162	229.92	101	268.55	0	0	1	1	462	701.28	1082	1429.9

Bankwise Progress under Investment Credit Under Agriculture-Outstanding Report of Manipur as on date 30-06-2021

(Amount in Rs. Lakhs)

Sl No.	Bank Name	KCCs for AH and Allied Activities No	KCCs for AH and Allied Activities Amt	Farm Production A/C	Farm Production amt	Dairy no	Dairy Amt	Farm Mechanisation No	Farm Mechanisation Amt	Poultry No	Poultry Amt	fisheries no	fisheries Amt	Godown No	Godown Amt	Clinic No	Clinic Amt	Other No	Other Amt	Total IC-Agri O/S No.	Total IC-Agri O/S Amt
1	BOB	55	106.65	0	0	81	217.21	30	93.3	30	94.03	41	107.85	0	0	2	15.5	1577	3023	1816	3657.54
2	BOI	523	300.1	1	2.33	71	169.22	25	3.38	600	1398.81	61	259.43	0	0	0	0	64	142.32	1345	2275.59
3	BOM	0	0	0	0	1	2.38	0	0	1	1.71	1	9.26	0	0	1	5.13	1	67.16	5	85.64
4	CAN	42	49.47	0	0	39	86.74	11	36.17	50	65.44	28	198.85	0	0	1	3.49	234	228.37	405	668.53
5	CBI	1	7.32	0	0	60	173.29	5	0.43	21	30.5	11	46.19	0	0	0	0	0	0	98	257.73
6	IND	0	0	0	0	0	0	1	0.01	0	0	0	0	2	0.5	0	0	0	0	3	0.51
7	IOB	0	0	0	0	16	31.46	1	7	15	7.33	5	7.53	0	0	0	0	16	36.62	53	89.94
8	PNB	7	4.36	0	0	196	143.38	89	77.72	111	111.96	79	134.97	0	0	0	0	724	671.36	1206	1143.75
9	PSB	28	37.91	5	91.12	6	32.61	0	0	48	70.39	0	0	0	0	0	0	40	226.5	127	458.53
10	SBI	114	69.51	0	0	9	20.87	30	130.13	11	41.05	120	249.17	0	0	2	5.79	0	0	286	516.52
11	UCO	202	458.57	0	0	0	0	0	0	39	56.55	37	76.41	0	0	0	0	0	0	278	591.53
12	UNI	0	0	0	0	0	0	0	0	5	1.42	0	0	0	0	0	0	10	30.95	15	32.37
Pub	Total	972	1033.89	6	93.45	479	877.16	192	348.14	931	1879.19	383	1089.66	2	0.5	6	29.91	2666	4426.28	5637	9778.18
1	AXIS	0	0	0	0	0	0	0	0	0	0	0	0	0	0	0	0	0	0	0	0
2	BANDHAN	0	0	0	0	0	0	0	0	0	0	0	0	0	0	0	0	0	0	0	0
3	HDFC	0	0	0	0	0	0	101	256.23	0	0	0	0	0	0	0	0	473	1354.89	574	1611.12
4	ICICI	0	0	0	0	0	0	0	0	0	0	0	0	0	0	0	0	451	326.84	451	326.84
5	IDBI	0	0	0	0	0	0	0	0	0	0	0	0	0	0	0	0	165	106.57	165	106.57
6	INDUS	0	0	0	0	0	0	0	0	0	0	0	0	0	0	0	0	0	0	0	0
7	NESFB	0	0	0	0	0	0	0	0	0	0	0	0	0	0	0	0	0	0	0	0
8	YES	0	0	0	0	0	0	0	0	0	0	0	0	0	0	0	0	0	0	0	0
Priv	Total	0	0	0	0	0	0	101	256.23	0	0	0	0	0	0	0	0	1089	1788.3	1190	2044.53
1	MRB	0	0	0	0	0	0	0	0	0	0	0	0	0	0	0	0	0	0	0	0
RRB	Total	0	0	0	0	0	0	0	0	0	0	0	0	0	0	0	0	0	0	0	0
1	MSCB	1144	691.55	0	0	50	68.23	141	161.56	56	144.45	549	1611.77	0	0	0	0	1358	1462.75	3298	4140.31
Grand	Total	2116	1725.44	6	93.45	529	945.39	434	765.93	987	2023.64	932	2701.43	2	0.5	6	29.91	5113	7677.33	10125	15963.02

District wise Investment Credit Under Agriculture-Outstanding report of Manipur as on date 30-06-2021

(Amount in Rs.Lakhs)

Sl No.	District Name	KCCs for AH and Allied Activities No	KCCs for AH and Allied Activities Amt	Farm Production A/C	Farm Production amt	Dairy no	Dairy Amt	Farm Mechanisation No	Farm Mechanisation Amt	Poultry No	Poultry Amt	fisheries no	fisheries Amt	Godown No	Godown Amt	Clinic No	Clinic Amt	Other No	Other Amt	Total IC-Agri O/S No.	Total IC-Agri O/S Amt
1	BISHNUPUR	183	208.26	0	0	26	33.81	68	108.17	49	111.2	365	969.15	0	0	0	0	332	382.47	1023	1813.06
2	CHANDEL	19	24.32	0	0	0	0	3	11.91	3	13.54	0	0	0	0	0	0	0	0	25	49.77
3	CHURACHANDPUR	147	317.88	0	0	171	89.29	22	32.74	17	21.28	14	50.82	0	0	0	0	307	221.31	678	733.32
4	IMPHALEAST	649	320.97	0	0	104	303.26	50	131.32	179	235.48	46	261.4	0	0	2	5.79	529	987.56	1559	2245.78
5	IMPHALWEST	475	382.19	6	93.45	111	319.42	89	217.79	503	1264.32	269	754.11	0	0	4	24.12	2865	4702.65	4322	7758.05
6	JIRIBAM	1	1	0	0	0	0	1	0.1	0	0	0	0	0	0	0	0	4	0.56	6	1.66
7	KAKCHING	206	132.98	0	0	4	3.83	98	101.49	17	30.03	171	390.66	0	0	0	0	181	251.5	677	910.49
8	KAMJONG	0	0	0	0	0	0	0	0	0	0	0	0	0	0	0	0	0	0	0	0
9	KANGPOKPI	32	67.6	0	0	17	36.19	8	30.68	19	19.32	6	20.29	2	0.5	0	0	139	232.06	223	406.64
10	NONEY	0	0	0	0	0	0	0	0	0	0	0	0	0	0	0	0	0	0	0	0
11	PHERZAWAL	0	0	0	0	0	0	0	0	0	0	0	0	0	0	0	0	0	0	0	0
12	SENAPATI	65	28.45	0	0	4	7.1	1	3.12	5	3.9	1	0.28	0	0	0	0	10	10.57	86	53.42
13	TAMENGLONG	8	11	0	0	10	10.6	2	0.05	5	4.95	0	0	0	0	0	0	89	43.21	114	69.81
14	TENGNUPAL	12	12.03	0	0	0	0	2	5.34	0	0	1	0.1	0	0	0	0	23	21.51	38	38.98
15	THOUBAL	315	212.61	0	0	74	133.46	87	122.87	179	308.79	58	253.1	0	0	0	0	437	536.36	1150	1567.19
16	UKHRUL	4	6.15	0	0	8	8.43	3	0.35	11	10.83	1	1.52	0	0	0	0	197	287.57	224	314.85
Grand	Total	2116	1725.44	6	93.45	529	945.39	434	765.93	987	2023.64	932	2701.43	2	0.5	6	29.91	5113	7677.33	10125	15963.02

Bankwise Progress under KISAN CREDIT CARD Report of Manipur in the FY-2021-2022 as on date 30-06-2021

(Amount in Rs. Lakhs)

SI No.	Bank Name	KCC issued during quarter (Including renewal)		Total O/S KCC		Rupay card Issued		KCC for animal husbandary issued during quarter (Including renewal)		AH Total no. of KCC	AH Outstanding amount.	AH Number of rupay card Issued	AH Card activated	KCC for Fishries issued during quarter (including renewal)		Fishery Total no. of KCC	Fishery Outstanding amount.	Fishery Number of rupay card Issued	Fishery Card activated	
		No	Amt	No	Amt	No	Amt	No	Amt	No	Amt	No	Amt	No	Amt	No	Amt	No	Amt	
1	BOB	11	8.7	319	477.38	319	319	5	7.2	45	70.14	45	45	1	1.53	7	27.98	7	7	
2	BOI	48	64.21	523	300.1	521	505	0	0	0	0	0	0	0	0	0	0	0	0	0
3	BOM	0	0	0	0	0	0	0	0	0	0	0	0	0	0	0	0	0	0	0
4	CAN	2	1.01	285	158.38	46	30	0	0	2	0.72	0	0	0	0	0	0	0	0	0
5	CBI	76	34.65	410	180.94	410	0	0	0	1	7.32	1	0	0	0	0	0	0	0	0
6	IND	0	0	488	345.11	181	2	0	0	0	0	0	0	0	0	4	3.99	0	0	0
7	IOB	25	19.41	71	134.26	71	71	0	0	0	0	0	0	0	0	0	0	0	0	0
8	PNB	23	12.23	10018	5899.08	3217	2245	0	0	0	0	0	0	0	0	1	0.98	0	0	0
9	PSB	0	0	23	36.29	23	23	0	0	0	0	0	0	0	0	0	0	0	0	0
10	SBI	256	111.15	2121	1041.42	1154	693	15	3.17	114	69.51	11	11	104	0	256	513.6	2	2	
11	UCO	15	11.92	1335	1179.4	929	929	2	8.66	211	458.57	0	0	0	0	30	76.41	0	0	0
12	UNI	0	2.01	5	5.09	0	0	0	0	0	0	0	0	0	0	0	0	0	0	0
Public	Total	456	265.29	15598	9757.45	6871	4817	22	19.03	373	606.26	57	56	105	1.53	298	622.96	9	9	
1	AXIS	0	0	0	0	0	0	0	0	0	0	0	0	0	0	0	0	0	0	0
2	BANDHAN	0	0	0	0	0	0	0	0	0	0	0	0	0	0	0	0	0	0	0
3	HDFC	59	146.13	991	1562.56	163	10	0	0	0	0	0	0	0	0	0	0	0	0	0
4	ICICI	2	2.99	3	6.65	0	0	0	0	0	0	0	0	0	0	0	0	0	0	0
5	IDBI	3	0.05	1072	519.1	1072	1072	0	0	0	0	0	0	0	0	0	0	0	0	0
6	INDUS	0	0	0	0	0	0	0	0	0	0	0	0	0	0	0	0	0	0	0
7	NESFB	0	0	0	0	0	0	0	0	0	0	0	0	0	0	0	0	0	0	0
8	YES	0	0	0	0	0	0	0	0	0	0	0	0	0	0	0	0	0	0	0
Private	Total	64	149.17	2066	2088.31	1235	1082	0	0	0	0	0	0	0	0	0	0	0	0	
1	MRB	3	2.08	10220	3800.87	10220	10220	0	0	65	28.03	65	65	0	0	91	38.97	91	91	
RRB	Total	3	2.08	10220	3800.87	10220	10220	0	0	65	28.03	65	65	0	0	91	38.97	91	91	
1	MSCB	90	76.15	2400	1007.2	2162	2162	73	60.8	1101	640.94	938	932	18	16.65	89	84.51	91	76	
Grand	Total	613	492.69	30284	16653.83	20488	18281	95	79.83	1539	1275.23	1060	1053	123	18.18	478	746.44	191	176	

District wise KCC report of Manipur in the FY2021-2022 as on date 30-06-2021

(Amount in Rs.Lakhs)

Sl No.	Bank Name	KCC issued during quarter (Including renewal)		Total O/S KCC		Rupay card Issued		KCC for animal husbandary issued during quarter (Including renewal)		AH Total no. of KCC		AH Outstanding amount.		AH Number of rupay card Issued		AH Card activated		KCC for Fishries issued during quarter (including renewal)		Fishery Total no. of KCC		Fishery Outstanding amount.		Fishery Number of rupay card Issued		Fishery Card activated	
		No	Amt	No	Amt	No	Amt	No	Amt	No	Amt	No	Amt	No	Amt	No	Amt	No	Amt	No	Amt	No	Amt	No	Amt	No	Amt
1	BISHNUPUR	12	13.33	5015	2205.7	4677	4669	1	6.16	229	210.56	178	178	23	10.4	214	264.44	131	116								
2	CHANDEL	2	1	133	92.53	69	69	2	0	19	24.32	0	0	0	0	0	0	0	0	0	0	0	0	0	0	0	0
3	CHURACHANDPUR	179	84.91	1779	933.34	1454	952	0	0	137	304.93	9	9	0	0	22	42.24	0	0								
4	IMPHALEAST	28	47.62	3060	1615.99	2558	2419	2	3.78	385	182.52	368	367	3	1.53	7	16.55	4	4								
5	IMPHALWEST	117	165.32	13182	8259.39	6856	5606	81	65.4	449	336.85	303	303	21	6.25	67	122.92	34	34								
6	JIRIBAM	0	0	69	21.94	0	0	0	0	0	0	0	0	0	0	0	0	0	0	0	0	0	0	0	0	0	0
7	KAKCHING	0	0	960	394.25	863	816	4	2.16	188	115.23	166	166	76	0	161	286.53	18	18								
8	KAMJONG	0	0	0	0	0	0	0	0	0	0	0	0	0	0	0	0	0	0	0	0	0	0	0	0	0	0
9	KANGPOKPI	31	23.37	651	431	361	280	0	0	28	47.6	28	22	0	0	4	10.04	4	4								
10	NONEY	1	0.08	165	95.45	155	155	0	0	0	0	0	0	0	0	0	0	0	0	0	0	0	0	0	0	0	0
11	PHERZAWAL	1	0	6	4.09	1	1	0	0	0	0	0	0	0	0	0	0	0	0	0	0	0	0	0	0	0	0
12	SENAPATI	162	62.26	1652	894.27	667	521	5	0	42	19.99	0	0	0	0	0	2	0	0								
13	TAMENGLONG	0	0	23	4.4	3	2	0	0	0	0	0	0	0	0	0	0	0	0	0	0	0	0	0	0	0	0
14	TENGNUPAL	13	6.99	196	79.5	139	134	0	0	21	12.03	0	0	0	0	2	0.2	0	0								
15	THOUBAL	63	85.52	2859	1325.69	2446	2419	0	1.83	37	15.05	8	8	0	0	0	0	0	0								
16	UKHRUL	4	2.29	534	296.29	239	238	0	0.5	4	6.15	0	0	0	0	1	1.52	0	0								
Grand	Total	613	492.69	30284	16653.83	20488	18281	95	79.83	1539	1275.23	1060	1053	123	18.18	478	746.44	191	176								

Bankwise Progress under FI & KCC Report of Manipur in the FY-2021-2022 as on date 30-06-2021						
SI No.	Bank Name	Inactive BCs	RuPay card active in PMJDY	First time active RuPay card	Aadhaar Authenticated SB accounts	RuPay card issued in KCC
1	BOB	1	11399	1689	39352	181
2	BOI	0	5177	5177	25427	523
3	BOM	0	3324	200	7984	0
4	CAN	3	1422	953	9028	22
5	CBI	2	23551	0	94583	513
6	IND	0	1449	11895	38751	182
7	IOB	0	7695	5767	22605	51
8	PNB	0	203599	334	10743	328
9	PSB	0	7877	0	9838	31
10	SBI	6	341481	341481	488269	936
11	UCO	0	17032	63	11416	1202
12	UNI	0	3451	0	12585	0
Public	Total	12	627457	367559	770581	3969
1	AXIS	0	7207	0	30015	0
2	BANDHAN	0	0	0	0	0
3	HDFC	7	1945	1945	11253	163
4	ICICI	0	2061	0	12812	0
5	IDBI	0	0	0	5269	1072
6	INDUS	0	1158	0	0	0
7	NESFB	0	0	0	0	0
8	YES	0	52	0	565	0
Private	Total	7	12423	1945	59914	1235
1	MRB	0	0	0	0	0
RRB	Total	0	0	0	0	0
1	MSCB	1201	2279	16127	20665	2261
Grand	Total	1220	642159	385631	851160	7465

District wise FI & KCC report of Manipur in the FY2021-2022 as on date 30-06-2021						
SI No.	District Name	Inactive BCs	RuPay card active in PMJDY	First time active RuPay card	Aadhaar Authenticated SB accounts	RuPay card issued in KCC
1	BISHNUPUR	0	58945	26006	57359	706
2	CHANDEL	0	10006	7754	15951	89
3	CHURACHANDPUR	3	64104	49868	103426	902
4	IMPHALEAST	5	98753	45664	137289	875
5	IMPHALWEST	1208	137151	103406	312343	2559
6	JIRIBAM	0	19205	32	12	0
7	KAKCHING	0	41657	20915	37515	558
8	KAMJONG	0	2339	2339	1874	0
9	KANGPOKPI	0	19118	20046	35930	377
10	NONEY	0	3290	3290	2774	3
11	PHERZAWAL	0	324	324	394	1
12	SENAPATI	1	41313	28685	40400	689
13	TAMENGLONG	2	32695	2193	1218	3
14	TENGNOUNPAL	0	13424	7240	15049	28
15	THOUBAL	1	63893	48736	69803	473
16	UKHRUL	0	35942	19133	19823	202
Grand	Total	1220	642159	385631	851160	7465

Bankwise Progress under SHG Report of Manipur during the FY-2021-2022 & O/S as on date 30-06-2021

(Amount in Rs. Lakhs)

Sl No.	BankName	During the Quarter Savings Linked		During the Quarter Credit Linked		Current FY Savings Linked		Current FY Credit Linked		SHG O/S		SHG NPA		SHG NPA Amt. %
		No	Amt	No	Amt	No	Amt	No	Amt	No	Amt	No	Amt	
1	BOB	4	3	6	5	0	0	6	5	113	95.23	4	3.92	4.12
2	BOI	20	2	8	8	20	2	8	8	60	29.91	0	0	0
3	BOM	0	0	0	0	0	0	0	0	0	0	0	0	0
4	CAN	2	0.02	0	0	2	0.02	0	0	7	5.35	0	0	0
5	CBI	0	0	0	0	0	0	0	0	22	22.74	13	16.42	72.21
6	IND	0	0	0	0	0	0	0	0	2	3.17	0	0	0
7	IOB	0	0	0	0	0	0	0	0	15	18	0	0	0
8	PNB	68	14.47	0	0	56	3.47	0	0	319	87.15	254	51.42	59
9	PSB	0	0	0	0	0	0	0	0	0	0	0	0	0
10	SBI	2465	73.32	11	42.54	2465	73.32	11	42.54	95	143.72	15	13.08	9.1
11	UCO	6	0.06	0	0	6	0.06	0	0	48	50.31	1	0.99	1.97
12	UNI	0	0	0	0	0	0	0	0	0	0	0	0	0
Pub	Total	2565	92.87	25	55.54	2549	78.87	25	55.54	681	455.58	287	85.83	18.84
1	AXIS	0	0	0	0	0	0	0	0	0	0	0	0	0
2	BANDHAN	0	0	0	0	0	0	0	0	0	0	0	0	0
3	HDFC	0	0	0	0	0	0	0	0	0	0	0	0	0
4	ICICI	0	0	0	0	0	0	0	0	0	0	0	0	0
5	IDBI	0	0	0	0	0	0	0	0	1	6.83	0	0	0
6	INDUS	0	0	0	0	0	0	0	0	0	0	0	0	0
7	NESFB	0	0	0	0	0	0	0	0	0	0	0	0	0
8	YES	0	0	0	0	0	0	0	0	0	0	0	0	0
Priv	Total	0	0	0	0	0	0	0	0	1	6.83	0	0	0
1	MRB	0	0	13	24.9	0	0	13	24.9	876	862.17	378	281.16	32.61
RRB	Total	0	0	13	24.9	0	0	13	24.9	876	862.17	378	281.16	32.61
1	MSCB	65	4.49	0	0	99	5.21	0	0	324	261.09	7	6.36	2.44
Grand	Total	2630	97.36	38	80.44	2648	84.08	38	80.44	1882	1585.67	672	373.35	23.55

District wise SHG report of Manipur during the FY 2021-2022 & O/S as on date 30-06-2021

(Amount in Rs.Lakhs)

Sl No.	BankName	During the Quarter Savings Linked		During the Quarter Credit Linked		Current FY Savings Linked		Current FY Credit Linked		SHG O/S		SHG NPA		SHG NPA Amt. %
		No	Amt	No	Amt	No	Amt	No	Amt	No	Amt	No	Amt	
1	BISHNUPUR	39	16.92	1	5	27	5.92	1	5	306	242.67	107	52.64	21.69
2	CHANDEL	37	0.78	0	0	37	0.78	0	0	3	1.1	0	0	0
3	CHURACHANDPUR	777	20.98	0	0	777	20.98	0	0	177	55.6	158	32.25	58
4	IMPHALEAST	78	4.01	11	12	66	1.86	11	12	355	325.76	53	53.2	16.33
5	IMPHALWEST	731	5.22	4	2	729	4.22	4	2	373	352.8	87	80.49	22.81
6	JIRIBAM	0	0	0	0	0	0	0	0	1	0.32	1	0.32	100
7	KAKCHING	2	0.02	0	0	2	0.02	0	0	35	28.14	23	15.46	54.94
8	KAMJONG	107	3.52	0	0	107	3.52	0	0	0	0	0	0	0
9	KANGPOKPI	103	5.55	0	0	53	1.71	0	0	37	40.26	0	0	0
10	NONEY	8	0.91	0	0	8	0.91	0	0	70	64.75	34	28.16	43.49
11	PHERZAWAL	3	0.05	0	0	3	0.05	0	0	0	0	0	0	0
12	SENAPATI	261	8.26	0	0	261	8.26	0	0	49	41.13	9	8.89	21.61
13	TAMENGLONG	13	0.89	0	0	13	0.89	0	0	9	3.75	8	0.96	25.6
14	TENGNOUNPAL	135	9.59	20	58.74	135	9.59	20	58.74	71	135.59	4	4.67	3.44
15	THOUBAL	335	18.12	2	2.7	429	22.83	2	2.7	311	263.9	123	86.54	32.79
16	UKHRUL	1	2.54	0	0	1	2.54	0	0	85	29.9	65	9.77	32.68
Grand	Total	2630	97.36	38	80.44	2648	84.08	38	80.44	1882	1585.67	672	373.35	23.55

Bankwise Progress under JLG Report of Manipur during the FY 2021-2022 & O/S as on date 30-06-2021					
(Amount in Rs. Lakhs)					
Sl No.	Bank Name	CY Disbursement No.	CY Disbursement Amt.	Outstanding No.	Outstanding Amt.
1	BOB	0	0	0	0
2	BOI	0	0	0	0
3	BOM	0	0	0	0
4	CAN	0	0	0	0
5	CBI	0	0	4	6.35
6	IND	0	0	0	0
7	IOB	0	0	0	0
8	PNB	0	0	5	5.54
9	PSB	0	0	0	0
10	SBI	0	0	2	1.51
11	UCO	65	55.73	69	44.5
12	UNI	0	0	0	0
Pub	Total	65	55.73	80	57.9
1	AXIS	70	22.3	764	212.42
2	BANDHAN	0	0	0	0
3	HDFC	22	46.2	1298	1728.59
4	ICICI	0	0	0	0
5	IDBI	0	0	0	0
6	INDUS	0	0	0	0
7	NESFB	0	0	5612	825.98
8	YES	0	0	0	0
Priv	Total	92	68.5	7674	2766.99
1	MRB	0	0	41	22.65
RRB	Total	0	0	41	22.65
1	MSCB	253	891.56	1100	1332.44
Grand	Total	410	1015.79	8895	4179.98

District-wise progress under JLG report of Manipur during the FY 2021-2022 & O/S as on date 30-06-2021					
(Amount in Rs.Lakhs)					
Sl No.	District Name	CY Disburse ment No.	CY Disburse ment Amt.	Outstand ing No.	Outstand ing Amt.
1	BISHNUPUR	35	126.25	83	251.7
2	CHANDEL	0	0	1	0.85
3	CHURACHANDPUR	4	22.1	46	72.49
4	IMPHALEAST	147	302.22	3203	1584.86
5	IMPHALWEST	144	390.3	4848	1349.09
6	JIRIBAM	0	0	0	0
7	KAKCHING	44	79.73	44	79.73
8	KAMJONG	0	0	0	0
9	KANGPOKPI	0	0	40	68.94
10	NONEY	0	0	0	0
11	PHERZAWAL	0	0	0	0
12	SENAPATI	0	0	10	13.02
13	TAMENGLONG	0	0	0	0
14	TENGNOUNPAL	0	0	1	0.66
15	THOUBAL	33	94.49	604	730.65
16	UKHRUL	3	0.7	15	27.99
Grand	Total	410	1015.79	8895	4179.98

**Bankwise Progress under NRLM Report of Manipur during the FY-2021-2022 & O/S as on date
30-06-2021**

(Amount in Rs. Lakhs)

SI No.	BankName	Current Year Self-Help Group No.	Current Year Self-Help Group Amount	NRLM O/S No.	NRLM O/S Amt.	NRLM Irregular A/C No.	NRLM Irregular A/C Amt.	NRLM NPA No.	NRLM NPA Amt.	NRLM NPA Amt. %
1	BOB	4	8	68	47.55	7	1.28	0	0	0
2	BOI	8	8	60	29.91	0	0	0	0	0
3	BOM	0	0	0	0	0	0	0	0	0
4	CAN	0	0	6	2.56	0	0	0	0	0
5	CBI	0	0	0	0	0	0	0	0	0
6	IND	0	0	1	1.94	1	1.94	0	0	0
7	IOB	0	0	0	0	0	0	0	0	0
8	PNB	0	0	231	73.53	10	4.76	175	40.29	54.79
9	PSB	0	0	0	0	0	0	0	0	0
10	SBI	0	0	27	56.93	5	0.14	1	0.02	0.04
11	UCO	48	0	48	50.31	0	0	1	0.99	1.97
12	UNI	0	0	0	0	0	0	0	0	0
Pub	Total	60	16	441	262.73	23	8.12	177	41.3	15.72
1	AXIS	0	0	0	0	0	0	0	0	0
2	BANDHAN	0	0	0	0	0	0	0	0	0
3	HDFC	0	0	0	0	0	0	0	0	0
4	ICICI	0	0	0	0	0	0	0	0	0
5	IDBI	0	0	1	7.97	0	0	0	0	0
6	INDUS	0	0	0	0	0	0	0	0	0
7	NESFB	0	0	0	0	0	0	0	0	0
8	YES	0	0	0	0	0	0	0	0	0
Priv	Total	0	0	1	7.97	0	0	0	0	0
1	MRB	10	17.2	796	628.74	0	0	137	62.8	9.99
RRB	Total	10	17.2	796	628.74	0	0	137	62.8	9.99
1	MSCB	0	0	77	48.92	0	0	0	0	0
Grand	Total	70	33.2	1315	948.36	23	8.12	314	104.1	10.98

**District wise progress under NRLM report of Manipur during the FY 2021-2022 & O/S as on
date 30-06-2021**

(Amount in Rs.Lakhs)

SI No.	DistrictName	Current Year Self- Help Group No.	Current Year Self- Help Group Amount	NRLM O/S No.	NRLM O/S Amt.	NRLM Irregular A/C No.	NRLM Irregular A/C Amt.	NRLM NPA No.	NRLM NPA Amt.	NRLM NPA Amt. %
1	BISHNUPUR	5	0	37	12.76	0	0	23	4.18	32.76
2	CHANDEL	3	0	3	1.1	0	0	0	0	0
3	CHURACHANDPUR	0	0	148	29.17	1	0.02	148	29.17	100
4	IMPHALEAST	30	15	638	479.62	10	3.15	84	45.04	9.39
5	IMPHALWEST	1	1	73	52.99	4	3.28	18	9.04	17.06
6	JIRIBAM	0	0	0	0	0	0	0	0	0
7	KAKCHING	6	0	9	4.28	0	0	1	0.2	4.67
8	KAMJONG	0	0	0	0	0	0	0	0	0
9	KANGPOKPI	0	0	0	0	0	0	0	0	0
10	NONEY	0	0	0	0	0	0	0	0	0
11	PHERZAWAL	0	0	0	0	0	0	0	0	0
12	SENAPATI	10	0	15	16.05	2	1.52	1	0.99	6.17
13	TAMENGLONG	0	0	4	0.72	0	0	4	0.72	100
14	TENGNUUPAL	10	17.2	147	148.89	6	0.15	1	0.55	0.37
15	THOUBAL	0	0	232	192.62	0	0	30	13.75	7.14
16	UKHRUL	5	0	9	10.16	0	0	4	0.46	4.53
Grand	Total	70	33.2	1315	948.36	23	8.12	314	104.1	10.98

Bankwise Progress under NULM Report of Manipur during the FY-2021-2022 & as on date 30-06-2021

(Amount in Rs. Lakhs)

SI No.	BankName	Sep-I No.	Sep-I Amt	Sep-G No	Sep-G Amt.	Sep-G No. of Beneficiary	SHG No.	SHG Amt	SHG No. of Beneficiary	Women SHG No.	Women SHG Amt.	Women SHG No. of Beneficiary	Current Year NULM Disb No.	Current Year NULM Disb Amount	NULM O/S No.	NULM O/S Amt.	NULM NPA No.	NULM NPA Amt.
1	BOB	0	0	N.A	N.A	N.A	0	0	0	0	0	0	0	0	0	0	0	0
2	BOI	0	0	N.A	N.A	N.A	0	0	0	0	0	0	0	0	0	0	0	0
3	BOM	0	0	N.A	N.A	N.A	0	0	0	0	0	0	0	0	0	0	0	0
4	CAN	0	0	N.A	N.A	N.A	0	0	0	0	0	0	0	0	33	81.03	1	0.83
5	CBI	0	0	N.A	N.A	N.A	0	0	0	1	0	1	0	0	1	0.13	1	0.13
6	IND	0	0	N.A	N.A	N.A	0	0	0	0	0	0	0	0	3	3.88	2	2.66
7	IOB	0	0	N.A	N.A	N.A	0	0	0	0	0	0	0	0	0	0	0	0
8	PNB	0	0	N.A	N.A	N.A	0	0	0	0	0	0	0	0	87	12.22	79	11.15
9	PSB	0	0	N.A	N.A	N.A	0	0	0	0	0	0	0	0	0	0	0	0
10	SBI	0	0	N.A	N.A	N.A	0	0	0	0	0	0	0	0	0	0	0	0
11	UCO	0	0	N.A	N.A	N.A	0	0	0	0	0	0	0	0	0	0	0	0
12	UNI	0	0	N.A	N.A	N.A	0	0	0	0	0	0	0	0	0	0	0	0
Pub	Total	0	0	N.A	N.A	N.A	0	0	0	1	0	1	0	0	124	97.26	83	14.77
1	AXIS	0	0	N.A	N.A	N.A	0	0	0	0	0	0	0	0	0	0	0	0
2	BANDHAN	0	0	N.A	N.A	N.A	0	0	0	0	0	0	0	0	0	0	0	0
3	HDFC	0	0	N.A	N.A	N.A	0	0	0	0	0	0	0	0	0	0	0	0
4	ICICI	0	0	N.A	N.A	N.A	0	0	0	0	0	0	0	0	0	0	0	0
5	IDBI	0	0	N.A	N.A	N.A	0	0	0	0	0	0	0	0	0	0	0	0
6	INDUS	0	0	N.A	N.A	N.A	0	0	0	0	0	0	0	0	0	0	0	0
7	NESFB	0	0	N.A	N.A	N.A	0	0	0	0	0	0	0	0	0	0	0	0
8	YES	0	0	N.A	N.A	N.A	0	0	0	0	0	0	0	0	0	0	0	0
Priv	Total	0	0	N.A	N.A	N.A	0	0	0	0	0	0	0	0	0	0	0	0
1	MRB	0	0	N.A	N.A	N.A	0	0	0	0	0	0	0	0	189	149.17	30	7.95
RRB	Total	0	0	N.A	N.A	N.A	0	0	0	0	0	0	0	0	189	149.17	30	7.95
1	MSCB	0	0	N.A	N.A	N.A	0	0	0	0	0	0	0	0	0	0	0	0
Grand	Total	0	0	N.A	N.A	N.A	0	0	0	1	0	1	0	0	313	246.43	113	22.72

District wise NULM report of Manipur during the FY2021-2022 & as on date 30-06-2021

(Amount in Rs.Lakhs)

Sl No.	DistrictName	Sep-I No.	Sep-I Amt	Sep-G No	Sep-G Amt.	Sep-G No. of Beneficiary	SHG No.	SHG Amt	SHG No. of Beneficiary	Women SHG No.	Women SHG Amt.	Women SHG No. of Beneficiary	Current Year NULM Disb No.	Current Year NULM Disb Amount	NULM O/S No.	NULM O/S Amt.	NULM NPA No.	NULM NPA Amt.
1	BISHNUPUR	0	0	N.A	N.A	N.A	0	0	0	0	0	0	0	0	4	0.56	4	0.56
2	CHANDEL	N.A	N.A	N.A	N.A	N.A	0	0	0	0	0	0	0	0	0	0	0	0
3	CHURACHANDPUR	N.A	N.A	N.A	N.A	N.A	0	0	0	1	0	1	0	0	7	2.11	7	2.11
4	IMPHALEAST	0	0	N.A	N.A	N.A	0	0	0	0	0	0	0	0	0	0	0	0
5	IMPHALWEST	0	0	N.A	N.A	N.A	0	0	0	0	0	0	0	0	226	234.08	33	11.44
6	JIRIBAM	0	0	N.A	N.A	N.A	0	0	0	0	0	0	0	0	1	0.32	1	0.32
7	KAKCHING	0	0	N.A	N.A	N.A	0	0	0	0	0	0	0	0	1	0.33	1	0.33
8	KAMJONG	N.A	N.A	N.A	N.A	N.A	0	0	0	0	0	0	0	0	0	0	0	0
9	KANGPOKPI	N.A	N.A	N.A	N.A	N.A	0	0	0	0	0	0	0	0	0	0	0	0
10	NONEY	N.A	N.A	N.A	N.A	N.A	0	0	0	0	0	0	0	0	0	0	0	0
11	PHERZAWAL	N.A	N.A	N.A	N.A	N.A	0	0	0	0	0	0	0	0	0	0	0	0
12	SENAPATI	N.A	N.A	N.A	N.A	N.A	0	0	0	0	0	0	0	0	1	0.84	0	0
13	TAMENGLONG	N.A	N.A	N.A	N.A	N.A	0	0	0	0	0	0	0	0	4	0.24	4	0.24
14	TENGNUPAL	N.A	N.A	N.A	N.A	N.A	0	0	0	0	0	0	0	0	0	0	0	0
15	THOUBAL	0	0	N.A	N.A	N.A	0	0	0	0	0	0	0	0	4	0.96	4	0.96
16	UKHRUL	N.A	N.A	N.A	N.A	N.A	0	0	0	0	0	0	0	0	65	6.99	59	6.76
Grand	Total	N.A	N.A	N.A	N.A	N.A	0	0	0	1	0	1	0	0	313	246.43	113	22.72

Bankwise POSITION OF NPA UNDER GOVT. SPONSORED SCHEMES Report of Manipur as on date 30-06-2021

(Amount in Rs.Lakhs)

Sl No.	Bank Name	NRLM O/S No.	NRLM O/S Amt.	NRLM Irregular A/C No	NRLM Irregular A/C Amt	NRLM NPA NO	NRLM NPA AMT	NULM O/S No.	NULM O/S Amt.	NULM NPA NO	NULM NPA AMT	PMEG P O/S No.	PMEG P O/S Amt.	PMEG P NPA NO	PMEG P NPA AMT	SHG O/S No.	SHG O/S Amt.	SHG NPA NO	SHG NPA AMT	SUI O/S No.	SUI O/S Amt.	SUI NPA NO	SUI NPA AMT
1	BOB	68	47.55	7	1.28	0	0	0	0	0	0	212	867	25	144.19	113	95.23	4	3.92	56	438.68	2	23.75
2	BOI	60	29.91	0	0	0	0	0	0	0	0	297	883.3	67	129.06	60	29.91	0	0	21	161.7	0	0
3	BOM	0	0	0	0	0	0	0	0	0	0	13	42.62	2	6.72	0	0	0	0	2	11.23	0	0
4	CAN	6	2.56	0	0	0	0	33	81.03	1	0.83	290	979.95	110	257.06	7	5.35	0	0	5	44.24	0	0
5	CBI	0	0	0	0	0	0	1	0.13	1	0.13	474	1554.4	284	706.63	22	22.74	13	16.42	0	0	0	0
6	IND	1	1.94	1	1.94	0	0	3	3.88	2	2.66	207	655.25	86	184.19	2	3.17	0	0	3	30.13	1	1
7	IOB	0	0	0	0	0	0	0	0	0	0	68	669.41	30	68.61	15	18	0	0	0	0	0	0
8	PNB	231	73.53	10	4.76	175	40.29	87	12.22	79	11.15	1592	2884.5	731	1149.6	319	87.15	254	51.42	33	362.67	20	274.76
9	PSB	0	0	0	0	0	0	0	0	0	0	310	1125.3	113	323	0	0	0	0	20	122.02	0	0
10	SBI	27	56.93	5	0.14	1	0.02	0	0	0	0	1600	2865.6	767	1267.8	95	143.72	15	13.08	62	836.52	8	104.81
11	UCO	48	50.31	0	0	1	0.99	0	0	0	0	808	1320.7	460	983.82	48	50.31	1	0.99	17	283.95	3	71.42
12	UNI	0	0	0	0	0	0	0	0	0	0	12	21.73	0	0	0	0	0	0	0	0	0	0
Pub	Total	441	262.73	23	8.12	177	41.3	124	97.26	83	14.77	5883	13870	2675	5220.7	681	455.58	287	85.83	219	2291.1	34	475.74
1	AXIS	0	0	0	0	0	0	0	0	0	0	40	43.55	0	0	0	0	0	0	0	0	0	0
2	BANDHAN	0	0	0	0	0	0	0	0	0	0	0	0	0	0	0	0	0	0	0	0	0	0
3	HDFC	0	0	0	0	0	0	0	0	0	0	6	0.97	2	0.15	0	0	0	0	13	69.58	0	0
4	ICICI	0	0	0	0	0	0	0	0	0	0	0	0	0	0	0	0	0	0	0	0	0	0
5	IDBI	1	7.97	0	0	0	0	0	0	0	0	59	154.16	0	0	1	6.83	0	0	7	43.75	0	0
6	INDUS	0	0	0	0	0	0	0	0	0	0	0	0	0	0	0	0	0	0	0	0	0	0
7	NESFB	0	0	0	0	0	0	0	0	0	0	0	0	0	0	0	0	0	0	0	0	0	0
8	YES	0	0	0	0	0	0	0	0	0	0	0	0	0	0	0	0	0	0	0	0	0	0
Priv	Total	1	7.97	0	0	0	0	0	0	0	0	105	198.68	2	0.15	1	6.83	0	0	20	113.33	0	0
1	MRB	796	628.74	0	0	137	62.8	189	149.17	30	7.95	0	0	0	0	876	862.17	378	281.16	21	195.95	1	5.35
RRB	Total	796	628.74	0	0	137	62.8	189	149.17	30	7.95	0	0	0	0	876	862.17	378	281.16	21	195.95	1	5.35
1	MSCB	77	48.92	0	0	0	0	0	0	0	0	0	0	0	0	324	261.09	7	6.36	0	0	0	0
Grand	Total	1315	948.36	23	8.12	314	104.1	313	246.43	113	22.72	5988	14068	2677	5220.8	1882	1585.7	672	373.35	260	2600.4	35	481.09

District wise POSITION OF NPA UNDER GOVT. SPONSORED SCHEMES report of Manipur as on date 30-06-2021

(Amount in Rs.Lakhs)

Sl No.	District Name	NRLM O/S No.	NRLM O/S Amt.	NRLM Irregul ar A/C No	NRLM Irregul ar A/C Amt	NRLM NPA NO	NRLM NPA AMT	NULM O/S No.	NULM O/S Amt.	NULM NPA NO	NULM NPA AMT	PMEG P O/S No.	PMEG P O/S Amt.	PMEG P NPA NO	PMEG P NPA AMT	SHG O/S No.	SHG O/S Amt.	SHG NPA NO	SHG NPA AMT	SUI O/S No.	SUI O/S Amt.	SUI NPA NO	SUI NPA AMT
1	BISHNUPUR	37	12.76	0	0	23	4.18	4	0.56	4	0.56	663	1140.1	371	620.49	306	242.67	107	52.64	0	0	0	0
2	CHANDEL	3	1.1	0	0	0	0	0	0	0	0	227	345.73	104	137.23	3	1.1	0	0	0	0	0	0
3	CHURACHANDPUR	148	29.17	1	0.02	148	29.17	7	2.11	7	2.11	510	946.63	195	264.72	177	55.6	158	32.25	26	325.01	0	0
4	IMPHALEAST	638	479.62	10	3.15	84	45.04	0	0	0	0	882	2854.8	350	962.99	355	325.76	53	53.2	34	252.89	4	71.45
5	IMPHALWEST	73	52.99	4	3.28	18	9.04	226	234.08	33	11.44	1038	3594.5	473	1382.5	373	352.8	87	80.49	145	1481.1	29	390.87
6	JIRIBAM	0	0	0	0	0	0	1	0.32	1	0.32	31	59.19	4	9.22	1	0.32	1	0.32	0	0	0	0
7	KAKCHING	9	4.28	0	0	1	0.2	1	0.33	1	0.33	271	466.74	157	273.63	35	28.14	23	15.46	3	22.98	1	1
8	KAMJONG	0	0	0	0	0	0	0	0	0	0	48	86.32	16	27.89	0	0	0	0	0	0	0	0
9	KANGPOKPI	0	0	0	0	0	0	0	0	0	0	165	594.72	48	143.04	37	40.26	0	0	5	5.87	0	0
10	NONEY	0	0	0	0	0	0	0	0	0	0	34	66.21	22	41.87	70	64.75	34	28.16	0	0	0	0
11	PHERZAWAL	0	0	0	0	0	0	0	0	0	0	10	22.71	3	5.8	0	0	0	0	0	0	0	0
12	SENAPATI	15	16.05	2	1.52	1	0.99	1	0.84	0	0	724	1203.6	380	519.88	49	41.13	9	8.89	27	377.21	0	0
13	TAMENGLONG	4	0.72	0	0	4	0.72	4	0.24	4	0.24	290	356.75	114	136.42	9	3.75	8	0.96	0	0	0	0
14	TENGNUPAL	147	148.89	6	0.15	1	0.55	0	0	0	0	85	117.76	35	40.19	71	135.59	4	4.67	1	1.14	0	0
15	THOUBAL	232	192.62	0	0	30	13.75	4	0.96	4	0.96	599	1631.6	172	302.69	311	263.9	123	86.54	18	102.93	1	17.77
16	UKHRUL	9	10.16	0	0	4	0.46	65	6.99	59	6.76	411	581.02	233	352.2	85	29.9	65	9.77	1	31.34	0	0
Grand	Total	1315	948.36	23	8.12	314	104.1	313	246.43	113	22.72	5988	14068	2677	5220.8	1882	1585.7	672	373.35	260	2600.4	35	481.09

Bankwise Progress under PRADHAN MANTRI MUDRA TOTAL O/S & NPA Report of Manipur as on date 30-06-2021

(Amount in Rs. Lakhs)

SI No.	District Name	Sishu O/S		Sishu NPA		Kishore O/S		Kishore NPA		Tarun O/S		Tarun NPA		Total MUDRA O/S		Total MUDRA NPA		MUDRA NPA Amt. %
		No	Amt	No	Amt	No	Amt	No	Amt	No	Amt	No	Amt	No	Amt	No	Amt	
1	BOB	421	113.63	84	23.65	880	1265.22	70	112.28	203	1142.84	21	94.74	1504	2521.69	175	230.67	9.15
2	BOI	140	38.91	23	4.66	410	638.18	41	55.54	112	611.39	10	58.64	662	1288.48	74	118.84	9.22
3	BOM	54	16.86	9	3.35	11	23.6	0	0	18	121.72	1	6.09	83	162.18	10	9.44	5.82
4	CAN	422	79.13	81	24.31	613	1230.52	133	323.22	214	1412.56	35	238.72	1249	2722.21	249	586.25	21.54
5	CBI	592	96.56	194	30.44	647	1285.96	162	322.74	157	854.93	31	140.17	1396	2237.45	387	493.35	22.05
6	IND	428	78.65	109	16.64	489	921.83	94	168.56	116	802.11	24	159.94	1033	1802.59	227	345.14	19.15
7	IOB	40	14.75	0	0	135	553.7	0	0	54	461.5	0	0	229	1029.95	0	0	0
8	PNB	2289	358.31	707	134.43	2771	3447.49	711	860.07	240	1127.05	43	153.35	5300	4932.85	1461	1147.85	23.27
9	PSB	117	26.83	2	0.52	83	101.74	2	1.21	7	54.35	0	0	207	182.92	4	1.73	0.95
10	SBI	6494	1869.3	1634	412.99	2700	4717.9	1187	1999.86	403	2381.17	140	870.24	9597	8968.37	2961	3283.09	36.61
11	UCO	86	18.3	5	1.6	22	36.13	8	11.48	4	33.07	0	0	112	87.5	13	13.08	14.95
12	UNI	20	3.96	0	0	90	96.6	11	7.95	7	38.79	0	0	117	139.35	11	7.95	5.71
Pub	Total	11103	2715.19	2848	652.59	8851	14318.87	2419	3862.91	1535	9041.48	305	1721.89	21489	26075.54	5572	6237.39	23.92
1	AXIS	0	0	0	0	0	0	0	0	0	0	0	0	0	0	0	0	0
2	BANDHAN	8013	2585.53	2	1.91	6595	5152.98	2	10.8	1	5.68	0	0	14609	7744.19	4	12.71	0.16
3	HDFC	9842	1654.19	48	6.17	1169	563	57	35.28	21	74.96	0	0	11032	2292.15	105	41.45	1.81
4	ICICI	0	0	0	0	18	33.64	2	5.25	10	47.12	0	6.18	28	80.76	2	11.43	14.15
5	IDBI	32	4.29	0	0	207	282.39	17	26.58	46	229.86	4	6.29	285	516.54	21	32.87	6.36
6	INDUS	0	0	0	0	0	0	0	0	0	0	0	0	0	0	0	0	0
7	NESFB	0	0	0	0	0	0	0	0	0	0	0	0	0	0	0	0	0
8	YES	0	0	0	0	0	0	0	0	0	0	0	0	0	0	0	0	0
Priv	Total	17887	4244.01	50	8.08	7989	6032.01	78	77.91	78	357.62	4	12.47	25954	10633.64	132	98.46	0.93
1	MRB	8268	2458.52	3808	1408.07	5131	6163.84	1646	1996.48	202	1240.24	78	497.91	13601	9862.6	5532	3902.46	39.57
RRB	Total	8268	2458.52	3808	1408.07	5131	6163.84	1646	1996.48	202	1240.24	78	497.91	13601	9862.6	5532	3902.46	39.57
1	MSCB	0	0	0	0	0	0	0	0	0	0	0	0	0	0	0	0	0
Grand	Total	37258	9417.72	6706	2068.74	21971	26514.72	4143	5937.3	1815	10639.34	387	2232.27	61044	46571.78	11236	10238.31	21.98

District wise PMMY Outstandings-NPA report of Manipur as on date 30-06-2021

(Amount in Rs.Lakhs)

Sl No.	District Name	Sishu O/S		Sishu NPA		Kishore O/S		Kishore NPA		Tarun O/S		Tarun NPA		Total MUDRA O/S		Total MUDRA NPA		MUDRA NPA
		No	Amt	No	Amt	No	Amt	No	Amt	No	Amt	No	Amt	No	Amt	No	Amt	
1	BISHNUPUR	1898	544.67	936	290.7	1370	1756.14	582	609	52	356.71	14	97.95	3320	2657.52	1532	997.65	37.54
2	CHANDEL	108	39.75	14	4.63	182	289.66	72	105.88	7	30.69	5	23.56	297	360.1	91	134.07	37.23
3	CHURACHANDPUR	1291	376.55	207	62.83	884	1385.65	170	229.55	116	715.01	8	52.16	2291	2477.21	385	344.54	13.91
4	IMPHALEAST	8063	1643.49	1150	353.22	2610	3206.34	484	692.86	405	2257.64	68	331.4	11078	7107.47	1702	1377.48	19.38
5	IMPHALWEST	14800	3879.72	2687	855.14	7943	9044.55	1058	1739.16	821	4812.75	199	1147.44	23564	17737.02	3944	3741.74	21.1
6	JIRIBAM	3006	1002.19	45	6.95	2856	2260.46	6	10.47	6	27.01	0	0	5868	3289.66	51	17.42	0.53
7	KAKCHING	1424	388.12	474	128.84	1009	1587.29	351	543.93	47	316.56	10	66.67	2480	2291.97	835	739.44	32.26
8	KAMJONG	54	7.3	49	6.79	50	91.47	17	28.78	0	0	0	0	104	98.77	66	35.57	36.01
9	KANGPOKPI	101	29.06	20	5.62	263	515.22	70	127.42	36	271.33	11	81.48	400	815.61	101	214.52	26.3
10	NONEY	149	49.84	89	28.87	419	475.75	120	139.39	2	14.17	0	0	570	539.76	209	168.26	31.17
11	PHERZAWAL	4	0.84	1	0.36	10	22.71	4	8.76	0	0	0	0	14	23.55	5	9.12	38.73
12	SENAPATI	391	84.07	152	29.53	1194	1910.4	463	683.9	123	638.24	18	94.61	1708	2632.71	633	808.04	30.69
13	TAMENGLONG	159	24.51	21	3.83	427	461.36	59	90.35	24	151.3	1	5.95	610	637.17	81	100.13	15.71
14	TENGNUPAL	253	81.39	38	7.85	482	535.6	95	119.61	7	30.24	1	3.04	742	647.23	134	130.5	20.16
15	THOUBAL	5354	1216.84	760	266.05	1882	2403.57	404	501.13	145	873.54	34	212.57	7381	4493.95	1198	979.75	21.8
16	UKHRUL	203	49.38	63	17.53	390	568.55	188	307.11	24	144.15	18	115.44	617	762.08	269	440.08	57.75
Grand	Total	37258	9417.72	6706	2068.74	21971	26514.72	4143	5937.3	1815	10639.34	387	2232.27	61044	46571.78	11236	10238.31	

**Bankwise Progress under PMMY -Disbursement Report of Manipur during the FY-2021-2022
upto date 30-06-2021**

(Amount in Rs. Lakhs)

SI No.	Bank Name	Sishu No.	Sishu Amt.	Kishore No.	Kishore Amt.	Tarun No.	Tarun Amt.	Total MUDRA Disb No.	Total MUDRA Disb Amt.
1	BOB	11	4.84	63	111.16	36	185	110	301
2	BOI	14	1.53	69	50.16	22	57.35	105	109.04
3	BOM	0	0	0	0	0	0	0	0
4	CAN	9	4.5	31	49.02	16	66.68	56	120.2
5	CBI	2	1	1	1.98	0	0	3	2.98
6	IND	20	2.51	59	59.53	27	81.73	106	143.77
7	IOB	0	0	2	3.7	3	25	5	28.7
8	PNB	7	0.9	14	10.56	4	13.41	25	24.87
9	PSB	1	0.5	2	3.45	1	7.5	4	11.45
10	SBI	360	91.85	107	261.61	48	399.49	515	752.95
11	UCO	48	7.95	10	14.73	1	4.76	59	27.44
12	UNI	0	0	2	0	0	0	2	0
Pub	Total	472	115.58	360	565.9	158	840.92	990	1522.4
1	AXIS	0	0	0	0	0	0	0	0
2	BANDHAN	79	28.6	489	437	0	0	568	465.6
3	HDFC	146	45.48	2	1.35	0	0	148	46.83
4	ICICI	0	0	0	0	0	0	0	0
5	IDBI	0	0	7	13.25	1	10	8	23.25
6	INDUS	0	0	0	0	0	0	0	0
7	NESFB	0	0	0	0	0	0	0	0
8	YES	0	0	0	0	0	0	0	0
Priv	Total	225	74.08	498	451.6	1	10	724	535.68
1	MRB	48	20.5	69	104.73	1	7.5	118	132.73
RRB	Total	48	20.5	69	104.73	1	7.5	118	132.73
1	MSCB	0	0	0	0	0	0	0	0
Grand	Total	745	210.16	927	1122.23	160	858.42	1832	2190.81

**District wise PMMY Disbursements report of Manipur during the FY 2021-2022 upto date
30-06-2021**

(Amount in Rs.Lakhs)

SI No.	District Name	Sishu No	Sishu amt	Kishore no	Kishore Amt	Tarun No	Tarun Amt	Total MUDRA Disb No.	Total MUDRA Disb Amt.
1	BISHNUPUR	31	12.32	31	52.31	3	23.45	65	88.08
2	CHANDEL	11	4.95	1	1	0	0	12	5.95
3	CHURACHANDPUR	7	1.9	20	47.75	9	68.41	36	118.06
4	IMPHALEAST	163	41.18	86	96.01	45	172.56	294	309.75
5	IMPHALWEST	338	83.93	476	524.25	61	381.15	875	989.33
6	JIRIBAM	26	9.75	143	122.3	0	0	169	132.05
7	KAKCHING	22	6.55	23	28.12	11	44.2	56	78.87
8	KAMJONG	0	0	0	0	0	0	0	0
9	KANGPOKPI	5	1.4	22	41.68	4	25.7	31	68.78
10	NONEY	2	0.91	5	8.5	0	0	7	9.41
11	PHERZAWAL	0	0	0	0	0	0	0	0
12	SENAPATI	8	1.9	24	62.38	6	25.9	38	90.18
13	TAMENGLONG	2	1	16	24.47	1	2	19	27.47
14	TENGNOUNPAL	35	16.4	32	47.29	2	14.5	69	78.19
15	THOUBAL	92	26.47	43	62.17	17	97.71	152	186.35
16	UKHRUL	3	1.5	5	4	1	2.84	9	8.34
Grand	Total	745	210.16	927	1122.23	160	858.42	1832	2190.81

Bankwise Progress under SUI Report of Manipur during the FY-2021-2022 & as on date 30-06-2021

(Amount in Rs. Lakhs)

Sl No.	BankName	Current Year No. of Female Account	Current Year Sum of Female Amount	Current Year No. of Male Account to SC	Current Year Sum of Male Amount to SC	Current Year No. of Male Account to ST	Current Year Sum of Male Amount to ST	Total Current Year SUI Disb No.	Total Current Year SUI Disb Amount	SUI O/S No.	SUI O/S Amt.	SUI NPA No.	SUI NPA Amt.	SUI NPA Amt. %
1	BOB	17	41.25	5	85.62	25	26.3	47	153.17	56	438.68	2	23.75	5.41
2	BOI	0	0	0	0	0	0	0	0	21	161.7	0	0	0
3	BOM	2	11.23	0	0	0	0	2	11.23	2	11.23	0	0	0
4	CAN	0	0	0	0	0	0	0	0	5	44.24	0	0	0
5	CBI	0	0	0	0	0	0	0	0	0	0	0	0	0
6	IND	0	0	0	0	0	0	0	0	3	30.13	1	1	3.32
7	IOB	0	0	0	0	0	0	0	0	0	0	0	0	0
8	PNB	0	0	0	0	0	0	0	0	33	362.67	20	274.76	75.76
9	PSB	0	0	0	0	0	0	0	0	20	122.02	0	0	0
10	SBI	0	0	0	0	0	0	0	0	62	836.52	8	104.81	12.53
11	UCO	7	168	0	0	0	0	7	168	17	283.95	3	71.42	25.15
12	UNI	0	0	0	0	0	0	0	0	0	0	0	0	0
Pub	Total	26	220.48	5	85.62	25	26.3	56	332.4	219	2291.14	34	475.74	20.76
1	AXIS	0	0	0	0	0	0	0	0	0	0	0	0	0
2	BANDHAN	0	0	0	0	0	0	0	0	0	0	0	0	0
3	HDFC	0	0	0	0	0	0	0	0	13	69.58	0	0	0
4	ICICI	0	0	0	0	0	0	0	0	0	0	0	0	0
5	IDBI	2	1.32	0	0	0	0	2	1.32	7	43.75	0	0	0
6	INDUS	0	0	0	0	0	0	0	0	0	0	0	0	0
7	NESFB	0	0	0	0	0	0	0	0	0	0	0	0	0
8	YES	0	0	0	0	0	0	0	0	0	0	0	0	0
Priv	Total	2	1.32	0	0	0	0	2	1.32	20	113.33	0	0	0
1	MRB	0	0	0	0	0	0	0	0	21	195.95	1	5.35	2.73
RRB	Total	0	0	0	0	0	0	0	0	21	195.95	1	5.35	2.73
1	MSCB	0	0	0	0	0	0	0	0	0	0	0	0	0
Grand	Total	28	221.8	5	85.62	25	26.3	58	333.72	260	2600.42	35	481.09	18.5

**Bankwise Progress under PMEGP Report of Manipur during the FY 2021-2022 & O/S as on
date 30-06-2021**

(Amount in Rs. Lakhs)

SI No.	BankName	CY SANCTIO N A/C No.	CY SANCTIO N Amt.	CY DISBURSE D A/C No.	CY DISBURSE D Amt.	PMEGP O/S No.	PMEGP O/S Amt.	PMEGP NPA No.	PMEGP NPA Amt.	PMEGP NPA Amt. %
1	BOB	2	14.97	21	90.21	212	867	25	144.19	16.63
2	BOI	29	17.31	9	2.97	297	883.3	67	129.06	14.61
3	BOM	0	0	0	0	13	42.62	2	6.72	15.77
4	CAN	0	0	10	51.99	290	979.95	110	257.06	26.23
5	CBI	0	0	0	0	474	1554.37	284	706.63	45.46
6	IND	7	34.77	35	71.46	207	655.25	86	184.19	28.11
7	IOB	0	0	0	0	68	669.41	30	68.61	10.25
8	PNB	1	4.75	53	115.21	1592	2884.46	731	1149.57	39.85
9	PSB	0	0	0	0	310	1125.31	113	323	28.7
10	SBI	8	18.05	8	18.05	1600	2865.63	767	1267.8	44.24
11	UCO	1	0.95	12	16.31	808	1320.69	460	983.82	74.49
12	UNI	0	0	0	0	12	21.73	0	0	0
Pub	Total	48	90.8	148	366.2	5883	13869.72	2675	5220.65	37.64
1	AXIS	0	0	0	0	40	43.55	0	0	0
2	BANDHAN	0	0	0	0	0	0	0	0	0
3	HDFC	0	0	0	0	6	0.97	2	0.15	15.46
4	ICICI	0	0	0	0	0	0	0	0	0
5	IDBI	15	34.02	15	2.92	59	154.16	0	0	0
6	INDUS	0	0	0	0	0	0	0	0	0
7	NESFB	0	0	0	0	0	0	0	0	0
8	YES	0	0	0	0	0	0	0	0	0
Priv	Total	15	34.02	15	2.92	105	198.68	2	0.15	0.08
1	MRB	0	0	0	0	0	0	0	0	0
RRB	Total	0	0	0	0	0	0	0	0	0
1	MSCB	0	0	0	0	0	0	0	0	0
Grand	Total	63	124.82	163	369.12	5988	14068.4	2677	5220.8	37.11

**District-wise progress under PMEGP report of Manipur during the FY 2021-2022 & O/S as on date
30-06-2021**

(Amount in Rs.Lakhs)

Sl No.	DistrictName	CY SANCTION A/C No.	CY SANCTION Amt.	CY DISBURSED A/C No.	CY DISBURSED Amt.	PMEGP O/S No.	PMEGP O/S Amt.	PMEGP NPA No.	PMEGP NPA Amt.	PMEGP NPA Amt. %
1	BISHNUPUR	2	0.95	4	5.2	663	1140.1	371	620.49	54.42
2	CHANDEL	0	0	1	0.87	227	345.73	104	137.23	39.69
3	CHURACHANDPUR	15	34.02	21	25.84	510	946.63	195	264.72	27.96
4	IMPHALEAST	14	26.45	35	69.66	882	2854.8	350	962.99	33.73
5	IMPHALWEST	9	21.53	55	159.89	1038	3594.52	473	1382.54	38.46
6	JIRIBAM	0	0	0	0	31	59.19	4	9.22	15.58
7	KAKCHING	2	7.6	4	8.11	271	466.74	157	273.63	58.63
8	KAMJONG	0	0	0	0	48	86.32	16	27.89	32.31
9	KANGPOKPI	4	11.02	12	34.03	165	594.72	48	143.04	24.05
10	NONEY	0	0	0	0	34	66.21	22	41.87	63.24
11	PHERZAWAL	5	14.25	5	14.25	10	22.71	3	5.8	25.54
12	SENAPATI	2	5.59	5	15.72	724	1203.61	380	519.88	43.19
13	TAMENGLONG	0	0	0	22.7	290	356.75	114	136.42	38.24
14	TENGNUPAL	0	0	4	2.46	85	117.76	35	40.19	34.13
15	THOUBAL	9	2.46	14	8.24	599	1631.59	172	302.69	18.55
16	UKHRUL	1	0.95	3	2.15	411	581.02	233	352.2	60.62
Grand	Total	63	124.82	163	369.12	5988	14068.4	2677	5220.8	37.11

Bankwise Progress under EDUCATION LOAN Report of Manipur in the FY-2021-2022 as on date 30-06-2021

(Rs. In Lakhs)

SI No.	Bank Name	Sanctioned No	of which girl student	Sanctioned Amt	of which girl student	Disb. Number	of which girl student	Disb. Amt	of which girl student	OS No	of which girl student OS No	OS amt	of which girl student OS Amt
1	BOB	7	1	13	0.5	8	2	23	0.5	84	43	427.88	229.52
2	BOI	0	0	0	0	1	0	2.5	0	19	7	58.05	27.95
3	BOM	0	0	0	0	0	0	0	0	16	10	79.69	51.84
4	CAN	3	3	3	5.11	8	6	13.44	11.79	86	36	290.35	125.09
5	CBI	0	0	0	0	0	0	0	0	38	12	146.6	52.97
6	IND	0	0	0	0	1	0	0.75	0	32	19	189.71	127.33
7	IOB	0	0	0	0	0	0	0	0	7	1	21.63	0.04
8	PNB	2	2	2.39	2.39	2	2	2.39	2.39	190	76	743.19	308.96
9	PSB	0	0	0	0	0	0	0	0	13	6	102.03	25.66
10	SBI	1	0	1.67	1.67	25	13	132.41	85.98	328	150	1510.8	710.18
11	UCO	0	0	0	0	0	0	0	0	26	14	143.93	67.66
12	UNI	0	0	0	0	0	0	0	0	5	3	22.33	18.07
Public	Total	13	6	20.06	9.67	45	23	174.49	100.66	844	377	3736.19	1745.27
1	AXIS	0	0	0	0	0	0	0	0	0	0	0	0
2	BANDHAN	0	0	0	0	0	0	0	0	0	0	0	0
3	HDFC	0	0	0	0	0	0	0	0	4	1	4.64	0.33
4	ICICI	0	0	0	0	0	0	0	0	0	0	0	0
5	IDBI	0	0	0	0	0	0	0	0	25	21	46.66	30.84
6	INDUS	0	0	0	0	0	0	0	0	0	0	0	0
7	NESFB	0	0	0	0	0	0	0	0	0	0	0	0
8	YES	0	0	0	0	0	0	0	0	0	0	0	0
Private	Total	0	0	0	0	0	0	0	0	29	22	51.3	31.17
1	MRB	0	0	0	0	0	0	0	0	4	3	13.57	6.15
RRB	Total	0	0	0	0	0	0	0	0	4	3	13.57	6.15
1	MSCB	0	0	0	0	0	0	0	0	7	7	3.22	3.22
Grand	Total	13	6	20.06	9.67	45	23	174.49	100.66	884	409	3804.28	1785.81

District wise EDUCATION LOAN report of Manipur in the FY2021-2022 as on date 30-06-2021

(Amount in Rs.Lakhs)

SI No.	District Name	Sanctioned No	of which girl student Sanctioned No	Sanctioned Amt	of which girl student Sanctioned Amt	Disb. Number	of which girl student Disb No	Disb. Amt	of which girl student Disb Amt	OS No	of which girl student OS No	OS amt	of which girl student OS Amt
1	BISHNUPUR	0	0	0	0	1	1	4.11	4.11	20	7	93.38	28.04
2	CHANDEL	0	0	0	0	0	0	0	0	9	6	21.89	16.35
3	CHURACHANDPUR	1	1	0.5	0.5	5	3	7.45	3.07	68	37	139.13	51
4	IMPHALEAST	1	0	1.67	1.67	5	3	54.32	42.85	122	57	625.84	300.78
5	IMPHALWEST	8	2	14.89	2.39	22	10	72.5	34.08	493	224	2306.78	1094.2
6	JIRIBAM	0	0	0	0	0	0	0	0	1	1	0.47	0.47
7	KAKCHING	0	0	0	0	3	1	12.9	2.75	58	18	120.28	32.5
8	KAMJONG	0	0	0	0	0	0	0	0	0	0	0	0
9	KANGPOKPI	0	0	0	0	1	1	6.02	6.02	15	10	117.86	61.49
10	NONEY	0	0	0	0	0	0	0	0	1	1	6.78	6.78
11	PHERZAWAL	0	0	0	0	0	0	0	0	0	0	0	0
12	SENAPATI	0	0	0	0	3	1	7.26	2.72	54	29	205.45	105.79
13	TAMENGLONG	2	2	2	2.06	3	2	2.56	2.06	7	5	12.45	6.34
14	TENGNUPAL	0	0	0	0	0	0	0	0	3	1	20.15	14.42
15	THOUBAL	1	1	1	3.05	2	1	7.37	3	27	11	117.81	62.21
16	UKHRUL	0	0	0	0	0	0	0	0	6	2	16.01	5.44
Grand	Total	13	6	20.06	9.67	45	23	174.49	100.66	884	409	3804.28	1785.81

Bankwise Financing under Overall, Rural & PMAY housing Report of Manipur during the FY-2021-2022 & O/S as on date 30-06-2021

(Amount in Rs.Lakhs)

Sl No.	Bank Name	Housing Loan (PS) O/S No	Housing Loan (PS) O/S Amount	Housing Loan (NPS) O/S No	Housing Loan (NPS) O/S Amount	Rural Housing Loan O/S No	Rural Housing Loan O/S Amount	Housing Loan Eligible under PMAY O/S No	Housing Loan Eligible under PMAY O/S Amount	Current Year Disbursed under PMAY No	Current Year Disbursed under PMAY Amount	PMAY O/S No	PMAY O/S Amount
1	BOB	424	6232.62	51	738.24	0	0	6	42	3	22	5	42
2	BOI	202	2650.04	119	2491.16	52	858.13	0	0	0	0	0	0
3	BOM	19	269.46	34	932.9	17	271.64	18	396.24	1	10	0	0
4	CAN	10	46.5	17	68.02	0	0	0	0	0	0	0	0
5	CBI	75	514.33	5	272.99	6	130.31	0	0	0	0	0	0
6	IND	85	1126.46	70	1953.46	35	807.25	0	0	0	0	0	0
7	IOB	19	325.58	21	249.2	0	0	0	0	0	0	0	0
8	PNB	1558	12487.19	443	9201.62	135	1581.33	609	8449.33	15	280	609	8449.33
9	PSB	167	1697.45	17	248.85	0	0	0	0	0	0	0	0
10	SBI	2456	32362.58	1125	34220.06	947	18782.18	10	180.93	2	35.31	10	180.93
11	UCO	426	4029.77	48	1252.24	0	0	0	0	0	0	0	0
12	UNI	4	47.25	12	289.58	0	0	0	0	0	0	0	0
Public	Total	5445	61789.23	1962	51918.32	1192	22430.84	643	9068.5	21	347.31	624	8672.26
1	AXIS	0	3786.92	0	0	0	0	0	0	0	0	0	0
2	BANDHAN	0	0	0	0	0	0	0	0	0	0	0	0
3	HDFC	940	1075.15	0	0	210	241.59	0	0	0	0	0	0
4	ICICI	0	0	0	0	0	0	0	0	0	0	0	0
5	IDBI	18	243.16	0	0	113	1444.79	0	0	0	0	0	0
6	INDUS	0	0	0	0	0	0	0	0	0	0	0	0
7	NESFB	0	0	0	0	0	0	0	0	0	0	0	0
8	YES	0	0	0	0	0	0	0	0	0	0	0	0
Private	Total	958	5105.23	0	0	323	1686.38	0	0	0	0	0	0
1	MRB	108	1025.03	41	548.21	40	444.41	0	0	0	0	3	20.92
RRB	Total	108	1025.03	41	548.21	40	444.41	0	0	0	0	3	20.92
1	MSCB	80	849.98	0	0	0	0	0	0	0	0	0	0
Grand	Total	6591	68769.47	2003	52466.53	1555	24561.63	643	9068.5	21	347.31	627	8693.18

District wise Financing under Overall, Rural & PMAY housing report of Manipur during the FY 2021-2022 & O/S as on date 30-06-2021

(Amount in Rs.Lakhs)

Sl No.	District Name	Housing Loan (PS) O/S No	Housing Loan (PS) O/S Amount	Housing Loan (NPS) O/S No	Housing Loan (NPS) O/S Amount	Rural Housing Loan O/S No	Rural Housing Loan O/S Amount	Housing Loan Eligible under PMAY O/S No	Housing Loan Eligible under PMAY O/S Amount	Current Year Disbursed under PMAY No	Current Year Disbursed under PMAY Amount	PMAY O/S No	PMAY O/S Amount
1	BISHNUPUR	345	3839.09	73	1729.97	3	46.72	21	213	0	0	21	213
2	CHANDEL	75	836.58	23	669.7	74	1298.54	0	0	0	0	0	0
3	CHURACHANDPUR	705	6546.77	199	5706.22	358	3765.46	147	1277.03	2	36	147	1277.03
4	IMPHALEAST	816	8286.78	188	4698.07	432	7411.71	136	3224	3	96	138	3239.79
5	IMPHALWEST	3463	36238.97	1138	28532.53	161	2352.4	212	2785.14	10	112.31	194	2394.03
6	JIRIBAM	8	77.58	1	3.29	8	77.58	8	77.58	2	45	8	77.58
7	KAKCHING	339	2864.07	85	2251.47	26	149.73	86	1246	3	38	86	1246
8	KAMJONG	0	0	0	0	0	0	0	0	0	0	0	0
9	KANGPOKPI	142	2070.44	48	1535.64	159	3171.78	0	0	0	0	0	0
10	NONEY	0	0	1	21.12	1	21.12	0	0	0	0	0	0
11	PHERZAWAL	0	0	0	0	0	0	0	0	0	0	0	0
12	SENAPATI	195	2857.19	79	3524.47	259	5051.48	1	12.75	0	0	1	12.75
13	TAMENGLONG	3	13	5	73.61	0	0	2	35	0	0	2	35
14	TENGNOUNPAL	65	852	22	698.02	62	1103.69	8	41	0	0	8	41
15	THOUBAL	422	4180.59	138	2973.46	12	111.42	21	142	1	20	21	142
16	UKHRUL	13	106.41	3	48.96	0	0	1	15	0	0	1	15
Grand	Total	6591	68769.47	2003	52466.53	1555	24561.63	643	9068.5	21	347.31	627	8693.18

Bankwise Priority Sector LOAN TO WEAKER SECTION Report of Manipur for the FY 2021-2022 as on date 30-06-2021

(Amount in Rs. Lakhs)

Sl No.	Bank Name	Small and Marginal Farmers		Scheduled Castes		Scheduled Tribes		DRI scheme		Self Help Groups		women beneficiaries		Minority communities		PMJDY		Others		Tot Weaker Sec O/S	
		No	Amt	No	Amt	No	Amt	No	Amt	No	Amt	No	Amt	No	Amt	No	Amt	No	Amt	No	Amt
1	BOB	372	576.5	183	775.37	1608	5083.24	6	5.22	116	104.51	1616	845.75	1540	4668.2	14	0.74	402	1029.27	5857	13088.8
2	BOI	523	300.1	0	0	210	650.09	0	0	60	29.91	388	715	206	570	300	3.57	0	0	1687	2268.67
3	BOM	0	0	3	24.78	32	307.7	0	0	0	0	0	0	11	364.24	232	3.11	0	0	278	699.83
4	CAN	115	66.4	46	202.51	46	141.38	72	5.25	6	2.56	0	0	1211	3758.61	165	15.53	391	1378.16	2052	5570.4
5	CBI	529	1056.01	16	51.06	7	18.98	17	33.45	169	183.45	100	25.76	23	66.09	0	0	25	94.01	886	1528.81
6	IND	328	244.5	263	824.46	598	1335.73	0	0	121	86.7	126	95.86	96	68.78	0	0	0	0	1532	2656.03
7	IOB	144	240.31	113	238.81	326	774.87	0	0	15	30	0	0	60	86.4	0	0	153	169.04	811	1539.43
8	PNB	21520	26599.73	4	7.38	147	62.62	0	0	0	0	16	5.07	0	0	0	0	94	99.34	21781	26774.14
9	PSB	93	112.71	0	0	2	3.5	0	0	0	0	0	0	2	3.5	0	0	491	1488.01	588	1607.72
10	SBI	2862	2493.73	624	1186.38	55	95.37	0	0	44	26.78	3126	1105.18	4594	11795.1	13	4028	166	182.72	11484	20912.93
11	UCO	573	146.62	169	167.05	2092	3232.07	0	0	41	48.27	1031	323.49	91	326.61	0	0	1243	2533.03	5240	6777.14
12	UNI	11	129.06	8	44.92	71	845.73	0	0	0	0	36	6.09	73	871.93	3	0.02	80	776.92	282	2674.67
Pub	Total	27070	31965.67	1429	3522.72	5194	12551.28	95	43.92	572	512.18	6439	3122.2	7907	22579.46	727	4051	3045	7750.5	52478	86098.57
1	AXIS	1944	2872.76	10	16.29	21	18.85	0	0	0	0	0	0	0	0	0	0	0	0	1975	2907.9
2	BANDHAN	2037	749.17	4510	1201.32	801	216.89	0	0	0	0	0	0	0	0	0	0	0	0	7348	2167.38
3	HDFC	309	536.86	0	0	4	11.9	0	0	0	0	10413	1835.77	30	60.34	0	0	0	0	10756	2444.87
4	ICICI	0	0	39	41.68	37	190.65	0	0	0	0	0	0	69	467.17	0	0	0	0	145	699.5
5	IDBI	91	64.88	0	0	3	40.28	0	0	0	0	10	3.64	374	1860.19	0	0	37	96.43	515	2065.42
6	INDUS	1	1.03	2	11.06	3	34.78	0	0	0	0	12	117.85	10	58.35	0	0	1	1.03	29	224.1
7	NESFB	0	0	0	0	0	0	0	0	0	0	0	0	0	0	0	0	6591	1187.73	6591	1187.73
8	YES	0	0	0	0	0	0	0	0	0	0	0	0	0	0	0	0	0	0	0	0
Priv	Total	4382	4224.7	4561	1270.35	869	513.35	0	0	0	0	10435	1957.26	483	2446.05	0	0	6629	1285.19	27359	11696.9
1	MRB	8055	3530.26	460	278.83	2074	1321.79	0	0	82	45.43	1661	3071.51	3196	1799.36	0	0	0	0	15528	10047.18
RRB	Total	8055	3530.26	460	278.83	2074	1321.79	0	0	82	45.43	1661	3071.51	3196	1799.36	0	0	0	0	15528	10047.18
1	MSCB	2961	4080.56	300	261.69	944	1144.66	0	0	676	514.14	506	253.15	119	98.5	0	0	678	238.43	6184	6591.13
Grand	Total	42468	43801.19	6750	5333.59	9081	15531.08	95	43.92	1330	1071.75	19041	8404.12	11705	26923.37	727	4051	10352	9274.12	101549	114433.78

Districtwise Priority Sector LOAN TO WEAKER SECTION Report of Manipur in the FY 2021-2022 as on date 30-06-2021

(Amount in Rs. Lakhs)

Sl No.	Bank Name	Small and Marginal Farmers		Scheduled Castes		Scheduled Tribes		DRI scheme		Self Help Groups		women beneficiaries		Minority communities		PMJDY		Others		Tot Weaker Sec O/S	
		No	Amt	No	Amt	No	Amt	No	Amt	No	Amt	No	Amt	No	Amt	No	Amt	No	Amt	No	Amt
1	BISHNUPUR	4058	2220.24	353	388.33	155	187.69	8	16.35	240	220.48	904	536.21	343	321.04	0	0	574	1151.6	6635	5041.94
2	CHANDEL	63	25.58	0	0	299	392.34	0	0	1	0.87	49	26.5	312	745.44	0	0	16	11.42	740	1202.15
3	CHURACHANDPUR	3882	5608.71	17	23.52	2000	3096.8	11	0.35	15	12.7	956	376.46	2998	7413.88	27	56.31	108	293.66	10014	16882.39
4	IMPHALEAST	4407	3786.63	64	130.28	261	1247.89	6	11.09	225	165.23	5689	1811.82	614	1487.39	45	1.58	3208	2459.88	14519	11101.79
5	IMPHALWEST	16080	17586.72	542	1177.76	1334	4920.56	11	5.47	259	217.3	5800	3018.92	1579	7651.14	332	65.32	5576	4434.62	31513	39077.81
6	JIRIBAM	578	344.88	737	210.42	545	152.73	0	0	0	0	0	0	0	0	0	0	0	0	1860	708.03
7	KAKCHING	2311	2374.66	4800	2833	251	183.46	0	0	130	78.24	508	365.66	73	74.5	0	0	391	57.22	8464	5966.74
8	KAMJONG	0	0	0	0	0	0	0	0	0	0	34	8.86	89	88.18	1	885	12	4.31	136	986.35
9	KANGPOKPI	475	425.83	83	297.13	1247	2091.13	0	0	108	95.72	230	158.99	589	1291.82	0	0	159	247.79	2891	4608.41
10	NONEY	437	289.3	1	0.89	699	540	0	0	3	3.54	184	197.12	747	618.47	0	0	0	0	2071	1649.32
11	PHERZAWAL	6	4.09	0	0	0	0	0	0	0	0	2	0.7	16	18.7	0	0	0	0	24	23.49
12	SENAPATI	2308	1889.35	2	11.15	701	985.23	5	6.11	141	148.43	824	399.93	2188	4527.41	5	2757.76	49	77.09	6223	10802.46
13	TAMENGLONG	1723	2726.1	0	0	25	3.37	54	4.55	0	0	1	0.37	293	572.75	0	0	53	171.86	2149	3479
14	TENGNOUNPAL	594	779.68	7	17.39	516	406.27	0	0	23	17.48	121	96.06	530	694.6	1	0.05	49	72.42	1841	2083.95
15	THOUBAL	3695	2875.29	144	243.72	120	194.21	0	0	107	65.71	3703	1375.65	1015	907.48	316	284.62	119	233.73	9219	6180.41
16	UKHRUL	1851	2864.13	0	0	928	1129.4	0	0	78	46.05	36	30.87	319	510.57	0	0	38	58.52	3250	4639.54
Grand	Total	42468	43801.19	6750	5333.59	9081	15531.08	95	43.92	1330	1071.75	19041	8404.12	11705	26923.4	727	4050.64	10352	9274.12	101549	114433.78

Bankwise Progress under Loans to SC/ST Report of Manipur during the FY-2021-2022 & O/S as on date 30-06-2021

(Amount in Rs. Lakhs)

Sl No.	Bank Name	SC Disb No.	SC Disb Amt.	SC O/S No.	SC O/S Amt.	ST Disb No.	ST Disb Amt.	ST O/S No.	ST O/S Amt.
1	BOB	10	96.14	182	774.37	159	776.46	1608	5083.24
2	BOI	0	0	1	31.78	17	15.5	210	650.1
3	BOM	0	0	3	24.78	1	20	32	307.7
4	CAN	3	14.15	50	232.76	42	148.48	51	157.69
5	CBI	5	18.57	21	66.75	78	64.14	429	648.75
6	IND	0	0	263	824.46	0	0	598	1335.73
7	IOB	8	12.3	111	288.09	14	208.04	342	1390.31
8	PNB	58	104.76	983	1927.89	208	867.21	14468	22016.24
9	PSB	0	0	13	32.54	21	41.48	167	820.14
10	SBI	58	200.89	1728	6090.27	19	30.44	664	3353.05
11	UCO	2	11.45	205	271.29	49	119.2	2779	5088.62
12	UNI	1	4.38	8	44.92	4	45.76	71	845.73
Pub	Total	145	462.64	3568	10609.9	612	2336.71	21419	41697.3
1	AXIS	1	0.07	9	11.84	2	0.06	30	68.09
2	BANDHAN	67	39.9	4510	1201.32	29	19	801	216.89
3	HDFC	0	0	0	0	0	0	4	11.9
4	ICICI	39	41.68	364	587.21	37	190.65	216	1063.89
5	IDBI	2	0.2	129	58.51	64	286.86	1427	2891.44
6	INDUS	2	11.86	2	11.06	2	42	3	34.78
7	NESFB	0	0	0	0	0	0	56	6.81
8	YES	0	0	0	0	0	0	0	0
Priv	Total	111	93.71	5014	1869.94	134	538.57	2537	4293.8
1	MRB	1	0.5	460	278.82	48	37.7	2074	1321.81
RRB	Total	1	0.5	460	278.82	48	37.7	2074	1321.81
1	MSCB	94	40.43	470	401.88	17	24.7	1746	1439.81
Grand	Total	351	597.28	9512	13160.54	811	2937.68	27776	48752.72

**Districtwise Progress under Loan to SC/ST Report of Manipur during the FY 2021-2022 & O/S as
on date 30-06-2021**

(Amount in Rs.Lakhs)

SI No.	District Name	SC Disb No	SC Disb Amt	SC O/S No	SC O/S Amt	ST Disb No	ST Disb Amt	ST O/S No	ST O/S Amt
1	BISHNUPUR	96	48.2	473	695.09	11	44.13	275	980.99
2	CHANDEL	0	0	25	161.08	10	11.19	354	608.49
3	CHURACHANDPUR	6	9.04	86	237.36	266	878.24	4653	10247.95
4	IMPHALEAST	10	17.65	188	545.06	44	156.36	812	3441.63
5	IMPHALWEST	69	127.22	1437	3027.45	138	1075.94	11173	18324.89
6	JIRIBAM	13	7.45	762	257.57	12	8.9	647	306.95
7	KAKCHING	132	284.79	5965	6677.95	27	36.41	510	738.91
8	KAMJONG	0	0	5	45.62	0	0	6	58.92
9	KANGPOKPI	5	80.54	101	420.61	53	186.43	1256	2063.7
10	NONEY	0	0	7	25.81	5	8.5	697	554.59
11	PHERZAWAL	0	0	1	6.02	0	0	6	53.58
12	SENAPATI	1	10	35	136.99	83	125.09	1895	2839.58
13	TAMENGLONG	0	0	10	20.73	29	112.67	1629	2600.08
14	TENGNUPAL	4	0.16	47	183.99	71	61.8	862	1212.26
15	THOUBAL	15	12.23	362	683.29	18	88.64	221	597.62
16	UKHRUL	0	0	8	35.92	44	143.38	2780	4122.58
Grand	Total	351	597.28	9512	13160.54	811	2937.68	27776	48752.72

**Bankwise Progress under Loans disbursement to MINORITY COMMUNITIES Report of Manipur during the FY-2021-2022 upto
30-06-2021**

(Amount in Rs. Lakhs)

Sl No.	Bank Name	CHRISTIA NS No.	CHRISTIA NS Amt	MUSLIMS No	MUSLIMS Amt.	BUDDHIS TS No	BUDDHIS TS Amt.	SIKHS No.	SIKHS Amt.	ZORASTRI ANS No.	ZORASTRI ANS Amt.	JAINS No.	JAINS Amt.	Tot Minority Disb No.	Tot Minority Disb Amt.
1	BOB	7	54.69	72	343.21	0	0	0	0	0	0	1	0.5	80	398.4
2	BOI	11	5.5	8	0.2	0	0	0	0	0	0	0	0	19	5.7
3	BOM	0	0	0	0	0	0	0	0	0	0	0	0	0	0
4	CAN	60	180.02	1	4.5	0	0	0	0	0	0	0	0	61	184.52
5	CBI	211	673.83	0	0	0	0	1	62.95	0	0	0	0	212	736.78
6	IND	104	112.62	2	46.36	0	0	0	0	0	0	0	0	106	158.98
7	IOB	10	199.9	1	10	0	0	0	0	0	0	1	10	12	219.9
8	PNB	233	957.6	20	80.32	0	0	0	0	0	0	0	0	253	1037.92
9	PSB	1	1.95	0	0	0	0	0	0	0	0	0	0	1	1.95
10	SBI	25461	1889.09	3963	82.27	34	0	47	0	5	6	1	24	29511	2001.36
11	UCO	49	119.2	4	5.5	0	0	1	2.9	0	0	0	0	54	127.6
12	UNI	3	37.75	0	0	0	0	0	0	0	0	0	0	3	37.75
Pub	Total	26150	4232.15	4071	572.36	34	0	49	65.85	5	6	3	34.5	30312	4910.86
1	AXIS	0	0	0	0	0	0	0	0	0	0	0	0	0	0
2	BANDHAN	35	22.35	40	24.38	0	0	0	0	0	0	0	0	75	46.73
3	HDFC	2	2.1	2	4.75	0	0	0	0	0	0	0	0	4	6.85
4	ICICI	33	176.48	35	76.1	0	0	1	214.59	0	0	0	0	69	467.17
5	IDBI	68	298.79	2	10.16	0	0	0	0	0	0	0	0	70	308.95
6	INDUS	1	10.7	1	1.16	0	0	0	0	0	0	0	0	2	11.86
7	NESFB	2	0.9	0	0	0	0	0	0	0	0	0	0	2	0.9
8	YES	0	0	0	0	0	0	0	0	0	0	0	0	0	0
Priv	Total	141	511.32	80	116.55	0	0	1	214.59	0	0	0	0	222	842.46
1	MRB	48	37.7	6	12.3	0	0	0	0	0	0	0	0	54	50
RRB	Total	48	37.7	6	12.3	0	0	0	0	0	0	0	0	54	50
1	MSCB	17	24.7	1	4	0	0	0	0	0	0	0	0	18	28.7
Grand	Total	26356	4805.87	4158	705.21	34	0	50	280.44	5	6	3	34.5	30606	5832.02

District wise Loans Disbursement to MINORITY COMMUNITIES report of Manipur during the FY 2021-2022 upto 30-06-2021

(Amount in Rs.Lakhs)

Sl No.	District Name	CHRISTIA NS No.	CHRISTIA NS Amt	MUSLIMS No	MUSLIMS Amt.	BUDDHIST S No	BUDDHIST S Amt.	SIKHS No.	SIKHS Amt.	ZORASTRI ANS No.	ZORASTRI ANS Amt.	JAINS No.	JAINS Amt.	Tot Minority Disb No.	Tot Minority Disb Amt.
1	BISHNUPUR	298	63.91	82	21.07	2	0	7	2.9	0	0	0	0	389	87.88
2	CHANDEL	2725	60.79	96	0.16	1	0	0	0	0	0	0	0	2822	60.95
3	CHURACHANDPUR	5826	1380.54	158	133.14	5	0	6	0	0	0	0	0	5995	1513.68
4	IMPHALEAST	2040	534.16	876	29.13	4	0	5	0	0	0	0	0	2925	563.29
5	IMPHALWEST	3751	1551.33	1745	324.04	5	0	20	277.54	0	0	3	34.5	5524	2187.41
6	JIRIBAM	16	10.8	25	15.78	0	0	0	0	0	0	0	0	41	26.58
7	KAKCHING	160	70.52	116	7.04	1	0	4	0	0	0	0	0	281	77.56
8	KAMJONG	181	0.01	9	0	2	0	1	0	0	0	0	0	193	0.01
9	KANGPOKPI	967	99.7	46	124.79	0	0	0	0	0	0	0	0	1013	224.49
10	NONEY	254	11.44	5	0	0	0	2	0	0	0	0	0	261	11.44
11	PHERZAWAL	83	10	6	0	0	0	0	0	0	0	0	0	89	10
12	SENAPATI	7615	510.52	81	3.41	9	0	3	0	2	0	0	0	7710	513.93
13	TAMENGLONG	69	155.17	1	2.5	0	0	0	0	0	0	0	0	70	157.67
14	TENGNOUNPAL	1221	69.87	116	0.97	5	0	0	0	0	0	0	0	1342	70.84
15	THOUBAL	161	118.05	787	42.98	0	0	2	0	2	6	0	0	952	167.03
16	UKHRUL	989	159.06	9	0.2	0	0	0	0	1	0	0	0	999	159.26
Grand	Total	26356	4805.87	4158	705.21	34	0	50	280.44	5	6	3	34.5	30606	5832.02

**Bankwise Progress under finance to WOMEN
Report of Manipur during the FY-2021-2022 & O/S
as on date 30-06-2021**

(Amount in Rs. Lakhs)					
SI No.	Bank Name	O/S No.	O/S Amt.	CY Disb No.	CY Disb Amt.
1	BOB	3503	9026.76	384	1016.45
2	BOI	695	2076.08	125	223.52
3	BOM	233	852.19	25	45.72
4	CAN	1545	2579.69	52	131.86
5	CBI	1438	2024.05	188	271.62
6	IND	896	2259.07	105	133.78
7	IOB	444	1425.27	157	188.28
8	PNB	14278	24828.77	303	798.12
9	PSB	573	2291.22	2	3.95
10	SBI	20552	69538.84	677	627.34
11	UCO	3717	5867.49	106	219.29
12	UNI	105	331.46	11	23.62
Pub	Total	47979	123100.89	2135	3683.55
1	AXIS	623	167.84	8	2.5
2	BANDHAN	25483	6679.98	454	325.65
3	HDFC	17028	12716.79	707	1341.82
4	ICICI	5326	12326.09	1227	1406.09
5	IDBI	854	1285.43	33	43.29
6	INDUS	12	117.85	5	98.25
7	NESFB	6984	1468.96	73	28.9
8	YES	0	0	0	0
Priv	Total	56310	34762.94	2507	3246.5
1	MRB	14118	6866.62	130	112.04
RRB	Total	14118	6866.62	130	112.04
1	MSCB	3584	3169.25	368	263.97
Grand	Total	121991	167899.7	5140	7306.06

**District wise progress under Finance to WOMEN
Report of Manipur during the FY 2021-2022 & O/S as
on date 30-06-2021**

(Amount in Rs. Lakhs)					
SI No.	District Name	O/S No.	O/S Amt.	CY Disb No.	CY Disb Amt.
1	BISHNUPUR	9562	7670.97	139	218.04
2	CHANDEL	1241	4036.99	50	11.32
3	CHURACHANDPUR	5059	9745.16	363	531.93
4	IMPHALEAST	23823	25476.52	776	954.09
5	IMPHALWEST	47424	86018.69	2449	4101.76
6	JIRIBAM	4843	1646.48	92	78.9
7	KAKCHING	7272	4577.3	168	142.7
8	KAMJONG	62	77.37	0	0
9	KANGPOKPI	1050	2215.65	223	272.9
10	NONEY	425	375.74	11	14.27
11	PHERZAWAL	6	7.78	0	0
12	SENAPATI	4033	10328.8	217	252.36
13	TAMENGLONG	771	834.1	19	32.78
14	TENGNOUNPAL	874	1675.11	66	41.89
15	THOUBAL	13931	10240.89	529	573.4
16	UKHRUL	1615	2972.15	38	79.72
Grand	Total	121991	167899.7	5140	7306.06

Bankwise Progress under PMJDY Report of Manipur for the FY-2021-2022 as on date 30-06-2021

(Amount in Rs. Lakhs)

Sl No.	Bank Name	Rural No	Urban No	Male No	Female No	Total PMJDY No.	No of Zero Balance A/c	Amt Deposits held in the A/c	No of Rupay Card Issued	No of Rupay Card Activated	No of Aadhaar Seeded
1	BOB	18225	13905	13771	18359	32130	1316	767.76	17187	12900	23919
2	BOI	2	2	3182	3203	6385	6385	133.73	5941	5824	6274
3	BOM	0	3324	1482	1842	3324	891	72.32	4344	4344	3317
4	CAN	3605	9145	5643	6792	12435	2421	206.89	4761	3173	9028
5	CBI	7664	42362	24777	30772	55549	2606	888.4	23557	0	44815
6	IND	2	3	5055	7660	12715	186	114.97	1632	1449	11463
7	IOB	16300	17600	20300	9100	29400	11000	46.9	27300	27300	21800
8	PNB	36016	206615	104751	137713	242464	53963	3416.11	88155	88155	158851
9	PSB	4375	6205	6889	3691	10580	43	137.33	7873	7877	7778
10	SBI	158748	158607	135439	181854	317293	5886	7017.78	375803	266489	173998
11	UCO	27892	8890	22197	29157	51354	6379	44928	23975	12341	35665
12	UNI	8895	0	3807	5088	8895	1341	7554	5909	3238	7146
Pub	Total	281724	466658	347293	435231	782524	92417	65284.19	586437	433090	504054
1	AXIS	0	0	0	4366	4366	1411	0	7207	7207	1540
2	BANDHAN	0	0	0	0	0	0	0	0	0	74
3	HDFC	2554	2016	1942	2628	4570	1324	106.6	4570	1945	2222
4	ICICI	902	1159	830	1231	2061	565	32.68	2061	2061	515
5	IDBI	32	1411	670	773	1443	203	29.04	1257	0	1136
6	INDUS	1	1	1	1	2	1338	13.81	2516	1158	2267
7	NESFB	0	0	0	0	0	0	0	0	0	0
8	YES	0	65	23	42	65	0	1.44	64	52	62
Priv	Total	3489	4652	3466	9041	12507	4841	183.57	17675	12423	7816
1	MRB	0	0	0	0	0	0	0	0	0	0
RRB	Total	0	0	0	0	0	0	0	0	0	0
1	MSCB	22857	3411	9304	16216	25520	12120	9177.23	2324	2324	10529
Grand	Total	308070	474721	360063	460488	820551	109378	74644.99	606436	447837	522399

District wise PMJDY report of Manipur for the FY2021-2022 as on date 30-06-2021

(Amount in Rs.Lakhs)

Sl No.	District Name	Rural No	Urban No	Male No	Female No	Total PMJDY No.	No of Zero Balance A/c	Amt Deposits held in the A/c	No of Rupay Card Issued	No of Rupay Card Activated	No of Aadhaar Seeded
1	BISHNUPUR	8638	51016	26726	41732	68458	9239	11986.26	45994	31928	42179
2	CHANDEL	13641	0	6222	7416	13638	1098	5380.16	13159	8258	8266
3	CHURACHANDPUR	81452	528	37383	46514	83897	8042	10797.27	68633	49205	49777
4	IMPHALEAST	50964	66603	49143	69998	119141	14226	5864.79	82696	56321	84615
5	IMPHALWEST	38619	153572	85582	121429	207011	29985	16054.77	165875	119650	167090
6	JIRIBAM	17746	0	7407	10316	17723	2697	380.61	7811	7811	15068
7	KAKCHING	406	44654	20883	29325	50208	5978	5177.04	30866	25645	32604
8	KAMJONG	2119	0	1043	1074	2117	59	75.17	2530	1641	582
9	KANGPOKPI	22431	966	11686	11752	23438	1901	3289.49	15228	12622	8599
10	NONEY	3432	0	1775	1656	3431	74	152.83	4086	2826	1425
11	PHERZAWAL	172	0	88	84	172	6	10.77	214	144	142
12	SENAPATI	45619	0	21102	24656	45758	1526	6218.71	45625	28624	19549
13	TAMENGLONG	2150	22667	13234	11539	24773	7116	889.93	11662	11206	13815
14	TENGNUPAL	5392	5843	6093	7579	13672	1668	2226.25	12454	7805	9714
15	THOUBAL	14101	68037	39811	43375	83186	11349	1470.78	69006	58210	42540
16	UKHRUL	1188	60835	31885	32043	63928	14414	4670.16	30597	25941	26434
Grand	Total	308070	474721	360063	460488	820551	109378	74644.99	606436	447837	522399

Bankwise Progress under SOCIAL SECURITY SCHEME Report of Manipur for the FY-2021-2022 as on date 30-06-2021

Sl No.	Bank Name	Enrolment under PMJJBY	eligible cases under PMJJBY	renewals under PMJJBY	Enrolment under PMSBY	eligible cases under PMSBY	renewals under PMSBY	Enrolment under APY	Total Enrolment No.
1	BOB	4397	21536	2445	18354	22977	12610	1322	24073
2	BOI	480	476	309	3237	3237	2776	417	4134
3	BOM	199	0	140	408	0	334	103	710
4	CAN	1374	50817	499	4139	62251	2888	1046	6559
5	CBI	1128	87680	1120	3064	116969	3060	5	4197
6	IND	0	0	0	0	0	0	620	620
7	IOB	15760	21360	15680	13550	20034	13320	218	29528
8	PNB	5337	458515	4133	19412	612687	17383	2424	27173
9	PSB	1756	1756	311	10145	10145	1321	826	12727
10	SBI	28844	417462	20600	108994	710520	79230	3401	141239
11	UCO	3319	136270	1718	6188	180146	3673	1187	10694
12	UNI	366	15166	242	640	20093	431	30	1036
Pub	Total	62960	1211038	47197	188131	1759059	137026	11599	262690
1	AXIS	260	0	0	724	0	0	987	1971
2	BANDHAN	0	0	0	0	0	0	0	0
3	HDFC	1005	1005	352	1655	1655	737	382	3042
4	ICICI	126	0	124	159	0	159	42	327
5	IDBI	446	6494	137	838	7849	336	136	1420
6	INDUS	39	1627	15	381	2272	187	0	420
7	NESFB	0	0	0	0	0	0	0	0
8	YES	1	1	1	5	5	5	1	7
Priv	Total	1877	9127	629	3762	11781	1424	1548	7187
1	MRB	0	0	0	0	0	0	0	0
RRB	Total	0	0	0	0	0	0	0	0
1	MSCB	261	917	187	2945	2616	2468	0	3206
Grand	Total	65098	1221082	48013	194838	1773456	140918	13147	273083

District wise SOCIAL SECURITY SCHEME report of Manipur for the FY2021-2022 as on date 30-06-2021

SI No.	District Name	Enrolment under PMJJBY	eligible cases under PMJJBY	renewals under PMJJBY	Enrolment under PMSBY	eligible cases under PMSBY	renewals under PMSBY	Enrolment under APY	Total Enrolment No.
1	BISHNUPUR	3039	95930	1983	13152	139576	9272	814	17005
2	CHANDEL	868	21825	573	2837	33843	2236	94	3799
3	CHURACHANDPUR	6042	137233	4471	15209	201074	11509	941	22192
4	IMPHALEAST	8827	157771	5706	32773	232234	20955	2882	44482
5	IMPHALWEST	30620	359402	25086	71817	518919	55212	5408	107845
6	JIRIBAM	275	31672	221	637	39194	609	183	1095
7	KAKCHING	2624	68995	1302	16141	100850	10764	429	19194
8	KAMJONG	34	2166	28	528	3739	324	13	575
9	KANGPOKPI	1941	14798	1715	4642	27168	3824	357	6940
10	NONEY	437	4046	312	963	5934	793	65	1465
11	PHERZAWAL	57	458	23	404	693	188	0	461
12	SENAPATI	3599	81279	2220	11202	120502	8972	397	15198
13	TAMENGLONG	238	42779	172	1402	53823	1032	165	1805
14	TENGNOUNPAL	1755	25503	884	4464	35972	2831	114	6333
15	THOUBAL	3093	94722	2285	15163	142066	9811	997	19253
16	UKHRUL	1649	82503	1032	3504	117869	2586	288	5441
Grand	Total	65098	1221082	48013	194838	1773456	140918	13147	273083

**Bankwise Progress under AADHAAR Authentication
Report of Manipur in the FY-2021-2022 as on date
30-06-2021**

Sl No.	Bank Name	Number of operative CASA	Number of Aadhaar seeded CASA	Number of Authenticated CASA
1	BOB	137773	120462	111845
2	BOI	27529	26309	26309
3	BOM	7984	6384	7984
4	CAN	43004	48842	17267
5	CBI	78567	52858	56309
6	IND	41623	11463	37765
7	IOB	38400	31300	30420
8	PNB	564666	376497	3393
9	PSB	19798	9972	9972
10	SBI	920817	396996	356924
11	UCO	128858	118137	118137
12	UNI	12585	8132	7155
Public	Total	2021604	1207352	783480
1	AXIS	49664	34126	32745
2	BANDHAN	88380	142	52
3	HDFC	32295	13074	12569
4	ICICI	19121	15841	13600
5	IDBI	9102	7566	5405
6	INDUS	6486	4432	0
7	NESFB	8124	0	0
8	YES	1271	847	670
Private	Total	214443	76028	65041
1	MRB	0	0	0
RRB	Total	0	0	0
1	MSCB	126462	98125	225931
Grand	Total	2362509	1381505	1074452

**District wise AADHAAR Authentication report
of Manipur in the FY2021-2022 as on date
30-06-2021**

Sl No.	District Name	Number of operative CASA	Number of Aadhaar seeded CASA	Number of Authenticated CASA
1	BISHNUPUR	164626	101627	101613
2	CHANDEL	36628	20063	17679
3	CHURACHANDPUR	240334	156781	110221
4	IMPHALEAST	326336	212487	165564
5	IMPHALWEST	766066	465734	418913
6	JIRIBAM	73773	28110	14
7	KAKCHING	114673	75088	53305
8	KAMJONG	5126	1453	2087
9	KANGPOKPI	88473	36628	40772
10	NONEY	7285	2123	1990
11	PHERZAWAL	853	352	511
12	SENAPATI	121226	42689	42264
13	TAMENGLONG	54977	33476	3178
14	TENGNOUNPAL	40807	24140	17989
15	THOUBAL	192483	117968	69644
16	UKHRUL	128843	62786	28708
Grand	Total	2362509	1381505	1074452

Bankwise Progress under DIGITAL TRANSACTION Report of Manipur during the FY-2021-2022 upto date 30-06-2021

(Rs. In Lakhs)

Sl No.	Bank Name	BHIM/UPI A/c	BHIM/UPI Amt.	BHIM Aadhaar A/C	BHIM Aadhaar Amt.	Bharat QR Code A/C	Bharat QR Code Amt.	IMPS A/C	IMPS Amt.	Cards (Debit & Credit) A/C	Cards (Debit & Credit) Amt.	USSD A/C	USSD Amt.
1	BOB	111620	9449.12	3678	30.23	0	0	40919	6330.01	116023	6798.53	16	0.11
2	BOI	0	0	0	0	0	0	592	82	5135	152	0	0
3	BOM	63	6.3	63	6.3	20	1.65	7984	1148	8960	3601	0	0
4	CAN	173057	3910.55	0	0	0	0	16174	2480.11	26579	344.03	0	0
5	CBI	13093	7766.77	1004	31.91	0	0	6462	2556.08	14443	2627.21	0	0
6	IND	56218	980.04	0	0	0	0	3233	439.58	28610	833.58	0	0
7	IOB	8785	107.5	11388	90	24	0.53	10140	141	8445	19.4	0	0
8	PNB	1648154	33820.2	751	19.62	0	0	29984	4843.15	669538	29850.85	0	0
9	PSB	28170	2371.52	0	0	0	0	2397	260.05	84904	3570.95	0	0
10	SBI	2	0.01	40	99762.74	0	0.08	139	9.84	150	3.04	887242	12048.55
11	UCO	808089	17713.58	0	0	0	0	51604	5438.69	141849	7548.13	0	0
12	UNI	128736	2956.24	21	0.41	0	0	7455	652.04	1112	1574.93	0	0
Public	Total	2975987	79081.83	16945	99941.21	44	2.26	177083	24380.55	1105748	56923.65	887258	12048.66
1	AXIS	0	0	0	0	0	0	0	0	0	0	0	0
2	BANDHAN	91528	3263.22	0	0	0	0	15574	2983.23	21358	707.26	0	0
3	HDFC	358258261	14643101.5	0	0	22	0.36	44050594	12073881.21	141594	3462.82	0	0
4	ICICI	0	0	0	0	0	0	0	0	0	0	0	0
5	IDBI	38185	831.65	259	4.86	0	0	2493	389.87	5356	86.05	0	0
6	INDUS	33928	1211.56	0	0	0	0	8710	1842.25	0	0	0	0
7	NESFB	0	0	0	0	0	0	0	0	7115	46.66	0	0
8	YES	0	0	0	0	0	0	0	0	0	0	0	0
Private	Total	358421902	14648407.9	259	4.86	22	0.36	44077371	12079096.56	175423	4302.79	0	0
1	MRB	0	0	0	0	0	0	0	0	0	0	0	0
RRB	Total	0	0	0	0	0	0	0	0	0	0	0	0
1	MSCB	0	0	0	0	0	0	576	116.88	3592	248.1	0	0
Grand	Total	361397889	14727489.7	17204	99946.07	66	2.62	44255030	12103593.99	1284763	61474.54	887258	12048.66

District wise progress under DIGITAL TRANSACTION report of Manipur during the FY 2021-2022 upto date 30-06-2021

(Amount in Rs.Lakhs)

Sl No.	District Name	BHIM/UPI A/c	BHIM/UPI Amt.	BHIM Aadhaar A/C	BHIM Aadhaar Amt.	Bharat QR Code A/C	Bharat QR Code Amt.	IMPS A/C	IMPS Amt.	Cards (Debit & Credit) A/C	Cards (Debit & Credit) Amt.	USSD A/C	USSD Amt.
1	BISHNUPUR	3578218	156815.53	40	6542.67	0	0	421595	97486.57	64863	3549.2	49622	633.71
2	CHANDEL	44579	829.05	1	2627.4	0	0	2473	195.85	8988	324.2	20724	278.93
3	CHURACHANDPUR	33806643	1428469.74	133	9501.58	3	0.22	5716613	1612096.14	99111	4787.08	86034	1181.31
4	IMPHALEAST	86480265	3173173.81	858	16553.55	3	0.07	7472328	1863539.37	184760	10456.78	160935	2148.6
5	IMPHALWEST	144103279	6014712.26	13316	33920.46	47	2.1	21376444	5966563.95	594028	28975.01	346058	4775.69
6	JIRIBAM	159424	3792.41	45	2.21	0	0	11312	2499.35	41321	1484.32	0	0
7	KAKCHING	157056	2963.4	81	4352.4	0	0	5755	525.35	38366	1587.83	33887	423.37
8	KAMJONG	0	0	0	454.12	0	0	0	0	0	0	1997	36.79
9	KANGPOKPI	6749	585.22	781	2806.46	0	0.04	3717	1246.48	9520	548.46	23866	341.37
10	NONEY	0	0	0	983.57	0	0	0	0	0	0	3645	55.34
11	PHERZAWAL	0	0	0	50.74	0	0	0	0	0	0	206	2.77
12	SENAPATI	25587763	1109691.72	3	8401.43	2	0.01	2871409	756198.78	19351	879.07	67168	859.39
13	TAMENGLONG	182579	3945.14	68	139.9	0	0	3368	652.69	56438	2048.52	367	6.09
14	TENGNOUNPAL	40524	1481.82	1	2421.93	0	0	3232	855.35	23384	1190.04	16436	244.63
15	THOUBAL	67059922	2826657.42	1733	8081.02	11	0.18	6359376	1800698.03	93706	3455.52	51071	684.97
16	UKHRUL	190888	4372.22	144	3106.63	0	0	7408	1036.08	50927	2188.51	25242	375.7
Grand	Total	361397889	14727489.74	17204	99946.07	66	2.62	44255030	12103593.99	1284763	61474.54	887258	12048.66

Status of RSETIs in Manipur as on 30 June, 2021

Progress in Rural Self-Employment Training Institute (RSETI): Churachandpur

Sponsoring Bank: State Bank of India

Name of Bank/ F I	State Bank of India	
District	Churachandpur	
Training Programme	Current Financial Year	Cumulative
No. of Training Programme	19	143
No. of Trainee	287	2921
Settlement		
With Bank Finance	96	462
With Self Finance	180	1149
Wage Employment	1	36
Total Settlement	277	1647
Settlement %	96.51	56.38

Report on conduct of FLCs by Rural Bank Branches for FY 2020 -21			
SL. NO.	BANK	No of Rural Branches	No of FLCs
1	AXIS	2	0
2	BANDHAN	3	0
3	BOB	7	0
4	BOI	2	0
5	BOM	0	0
6	CAN	2	0
7	CBI	4	0
8	HDFC	3	0
9	ICICI	4	0
10	IDBI	1	0
11	IND	2	0
12	INDUS	1	0
13	IOB	0	0
14	MRB	15	0
15	MSCB	4	3
16	NESFB	1	0
17	PNB	5	0
18	PSB	3	0
19	SBI	23	6
20	UCO	6	0
21	UNI	0	0
22	YES	0	0
Total		88	9

Opening of Bank branches in Unbanked Blocks in Manipur

As decided in the SLBC, Sub-committee meeting held on 14.02.2013 at the Conference Hall of Manipur Secretariat, the following Banks have been allotted to open their Branches in the unbanked blocks as given below.

The SLBC Sub-Committee on Unbanked blocks, Unbanked ULBs, Digitalization and Financial Inclusion under the Chairmanship of the Chief Secretary, Government of Manipur on 8th September, 2021 reviewed the progress of opening branches in Unbanked blocks and Unbanked ULBs: The following timelines have been adopted in the Sub-Committee meeting.

Sl No	District	Name & Block	Centre	Allotted Bank	Remarks/ Status
1	Kangpokpi	Island TD	Island	IOB	Opened
2	Kangpokpi	Saitu Gamphazol TD	Saitu Gmaphazol	PNB	SBI branch opened at Sapormeina.
3	Chandel	Khenjoy TD	Khenjoy	ICICI	Opened
4	Tengnoupal	Machi TD	Machi	BOB	Opened
5	Tengnoupal	Tengnoupal TD	Tengnoupal	MRB	Opened
6	Tamenglong	Tamei TD	Tamei	SBI	Opened
7	Noney	Nungba TD	Nungba	MRB	Opened
8	Churachandpur	Lamka South TD	Lamka	MRB	Opened
9	Churachandpur	Samulamlan TD	Samulamlan	PNB	Opened
10	Churachandpur	Lanva TD	Pearsonmun	SBI	Opened
11	Churachandpur	Saikot TD	Saikot	MSCB	Opened
12	Pherzawl	Thanlon TD	Thanlon	SBI	Opened
13	Noney	Khoupum TD	Khoupum	UCO	Opened
14	Kamjong	Phungyar TD	Phungyar	CBI	Opened
15	Ukhrul	Chingai TD	Chingai	BOB	The Bank was advised to open the branch by 31 st December, 2021
16	Ukhrul	Lungchungmaphei TD	Lungchungmaphei	BOB	The Bank was advised to open the branch by 31 st October, 2021
17	Kamjong	Kasom Khullen TD	Kasom Khullen	PSB	The Bank was advised to open the branch by 30 th November, 2021
18	Senapati	Wilong TD	Wilong	BOB	The Bank was advised to open the branch by 31 st December, 2021
19	Senapati	Phaibung Khullen TD	Phaibung Khullen	UCO	The Bank was advised to open the branch by 31 st December, 2021
20	Senapati	Purul TD	Purul	Indian Bank	The Bank was advised to open the branch by 31 st March, 2022
21	Senapati	Paomata TD	Paomata	MSCB	The Bank was advised

					to open the branch by 30 th November, 2021
22	Kangpokpi	T Waichong TD	T.Waichong	PSB	The Bank was advised to open the branch by 31 st December, 2021
23	Tamenglong	Tousem TD	Tousem	PNB	The Bank was advised to open the branch by 28 th February, 2022
24	Churachandpur	Henglep TD	Henglep (S.Kholian-site changed)	ICICI	The Bank was advised to open the branch by 31 st December, 2021
25	Churachandpur	Sangaikot TD	Sangaikot	AXIS	The Bank was advised to open the branch by 28 th February, 2022
26	Pherzawl	Vangai Range TD	Vangai Range	HDFC	The Bank was advised to open the branch by 30 th November, 2021
27	Pherzawl	Tipaimukh TD	Tipaimukh	AXIS	The Bank was advised to open the branch by 28 th February, 2022

Total unbanked blocks identified as on 14.02.2013 : 27

Opened as on 31.03.2021 : 14

Pending as on 31.03.2021 : 13

In the "Review Meeting of Unbanked Blocks and DBT implementation in the State" held on 26-05-2020, 12 new Unbanked Blocks were allotted Banks for opening branches, and in 62th SLBC meeting held on 19th June 2020 Lungtin

Block was re-allotted to PNB.

NEW UNBANKED BLOCKS

Sl No	District	Name & Block	Name of the Bank	Remarks/ Present Status
1	Jiribam	Bokobekra	MSCB	Bank was advised to open the branch by November, 2021.
2	Kangpokpi	Champhai	PNB	Bank was advised to open the branch by January, 2022
3	Kangpokpi	Lhungtin		
4	Kangpokpi	Bungte Chiru	PSB	Bank was advised to open the branch by January, 2022
5	Kangpokpi	Kangchup Geljang	SBI	Bank was advised to open the branch by November, 2021.
6	Ukhrul	Jessami	SBI	IT Department was instructed to ensure dual connectivity by October, 2021, so that the bank can be operational by November, 2021.
7	Kamjong	Shahanphung	BOI	Bank was advised to open the branch by February, 2022.
8	Tengnoupal	Khangbarol	Canara Bank	Bank was advised to open the branch by February, 2022.
9	Churachandpur	Mualnuam	AXIS Bank	Bank was advised to open the branch by February, 2022.
10	Churachandpur	Kangvai	ICICI	Bank was advised to open the branch by February, 2022.
11	Churachandpur	Suangdoh	PNB	Bank was advised to open the branch by January, 2022.
12	Noney	Haochong	HDFC	Bank was advised to open the branch by 30 th November, 2021.

Allocation of Bank for opening branches at unbanked towns/ULBs in Manipur

Sl. No	Name of the ULB	District	Population (2011 Census)	Name of the Bank	Opening Status
A. Municipal Councils					
1	Sugnu MC	Kakching	5132	SBI	Branch opened
2	Lamlai MC	Imphal East	4601	Yes Bank	MRB Branch opened on 22.05.2019
3	Kakching Khunou MC	Kakching	11379	Canara Bank	Bank was advised to open the branch by 31 st December, 2021.
4	Kwakta MC	Bishnupur	8579	BOM	Bank was advised to open the branch by 31 st December, 2021.
5	Shikhong Sekmai MC	Thoubal	7390	Indusind Bank	Bank was advised to open the branch by 31 st December, 2021.
B. NAGAR PANCHAYAT					
6	Samurou NP	Imphal West	16582	Union Bank of India	Bank was advised to open the branch by 31 st December, 2021.
7	Thongkhong Laxmi NP	Imphal West	14878	PNB	Bank was advised to open the branch by 31 st December, 2021.
8	Lilong (IW) NP	Imphal West	12427	PNB	Bank was advised to open the branch by 31 st December, 2021.
9	Andro NP	Imphal East	8744	Canara Bank	Bank was advised to open the branch by 31 st December, 2021.
10	Lamshang NP	Imphal West	8130	Indian Bank	Bank was advised to open the branch by 31 st December, 2021.
11	Oinam NP	Bishnupur	7161	BOI	Bank has assured to open the branch by October, 2021.

Roadmap for opening CBS Enabled Banking Outlet in villages having population more than 5000 without a bank branch of a scheduled commercial bank for the state of Manipur

Sl. No	Name of District	Name of Village with population >5000	Population	Bank Branch (Yes/No)- Name of Bank	Remarks	Allotted to Bank for opening of Branch duly approved in the DCC/SLBC	No of Brick & Mortar Br. To be opened (Jan-16 to Mar-16)	No of Brick & Mortar Br. To be opened (April-16 to Mar-2017)
1	Senapati	Makhrelui	5,971	Yes	Village located in Senapati town having SBI, HDFC, CBI, UBI, UCO bank br.	N/R		April-16 to Mar-2017
2	Senapati	Tadubi	5,847	Yes	SBI Opened			
3	Senapati	Kalinamei	7,053	No		Bank of Baroda		April-16 to Mar-2017
4	Senapati	Punanamei	6,380	No	UBI CSP	SBI		April-16 to Mar-2017
5	Senapati	Shajouba	7,456	No		UCO		April-16 to Mar-2017
6	Senapati	Laii	5,518	No		Bank of India		April-16 to Mar-2017
7	Senapati	Liyai Khullen	7,153	No		Union Bank		April-16 to Mar-2017
8	Senapati	Tungjoy	5,988	No		Canara Bank		April-16 to Mar-2017
9	Senapati	Phuba Khuman	5,526	No		Canara Bank		April-16 to Mar-2017
10	Senapati	Purul Atongba	5,043	No		Bank of Maharashtra		April-16 to Mar-2017
11	Senapati	Purul Akutpa	6,168	No		Punjab National Bank		April-16 to Mar-2017
12	Churachandpur	Tuibong	8,085	Yes	SBI Opened			
13	Churachandpur	Bijang	5,020	No	SBI CSP	Punjab National Bank		April-16 to Mar-2017

Sl. No	Name of District	Name of Village with population >5000	Population	Bank Branch (Yes/No)- Name of Bank	Remarks	Allotted to Bank for opening of Branch duly approved in the DCC/SLBC	No of Brick & Mortar Br. To be opened (Jan-16 to Mar-16)	No of Brick & Mortar Br. To be opened (April-16 to Mar-2017)
14	Churachandpur	Vengnuam	7,302	No	DCC Churachandpur confirmed that there are no banks within the boundary of the village.	Canara Bank		April-16 to Mar-2017
15	Bishnupur	Leimapokpam	8,120	No	MRB CSP	Indian Bank		April-16 to Mar-2017
16	Bishnupur	Ngaikhong Khullen	5,256	Yes	Village located in Bishnupur town having AXIS, SBI, UBI, UCO etc	N/R		April-16 to Mar-2017
17	Bishnupur	Kwakta (Pt)	10,735	No	UBI CSP	Axis Bank		April-16 to Mar-2017
18	Bishnupur	Kha Thingunpei	10,107	No		Bank of India		April-16 to Mar-2017
19	Bishnupur	Thanga	14,316	No	UBI CSP	Central Bank of India		April-16 to Mar-2017
20	Bishnupur	Wangoo Ahallup	9,148	No	MRB CSP	HDFC		April-16 to Mar-2017
21	Thoubal	Maibam Konjil	5,696	No	SBI CSP	ICICI		April-16 to Mar-2017
22	Thoubal	Irong Chesaba	6,749	No	SBI CSP	HDFC		April-16 to Mar-2017
23	Thoubal	Leisangthem	6,118	No	SBI CSP	Indian Overseas Bank		April-16 to Mar-2017
24	Thoubal	Khekman	7,157	No	PSB Branch Opened	Punjab & Sind Bank		April-16 to Mar-2017
25	Thoubal	Mojing	7,428	No	UBI CSP	Bank of Maharashtra		April-16 to Mar-2017
26	Thoubal	Khangabok	16,344	No	UBI CSP	Bank of Baroda		April-16 to Mar-2017
27	Thoubal	Sangaiyumpham	11,311	Yes	MRB opened	Manipur Rural Bank		April-16 to Mar-2017
28	Thoubal	Tentha	9,087	No	MRB CSP	Indusind Bank		April-16 to Mar-2017
29	Thoubal	Wangkhem	5,235	No	UBI CSP	Yes Bank		April-16 to Mar-2017
30	Thoubal	Heirol Part I (Pt)	9,574	No	MRB CSP	IDBI		April-16 to Mar-2017
31	Thoubal	Heirol Part II (Pt)	6,205	No	MRB CSP	Indian Bank		April-16 to Mar-2017
32	Kakching	Irengband	10,600	No	UBI CSP	Bank of Baroda		April-16 to Mar-2017
33	Kakching	Wabagai	8,578	No	UBI CSP	SBI		April-16 to Mar-2017

Sl. No	Name of District	Name of Village with population >5000	Population	Bank Branch (Yes/No)- Name of Bank	Remarks	Allotted to Bank for opening of Branch approved in the DCC/SLBC	No of Brick & Mortar Br. To be opened (Jan-16 to Mar-16)	No of Brick & Mortar Br. To be opened (April-16 to Mar-2017)
34	Kakching	Hiyanglam I	8,872	No	UBI CSP	Axis Bank		April-16 to Mar-2017
35	Kakching	Langmeidong	5,935	No	UBI CSP	Punjab National Bank		April-16 to Mar-2017
36	Kakching	Arong Nongmaikhong	5,571	No	MRB CSP	Punjab & Sind Bank		April-16 to Mar-2017
37	Kakching	Wangoo	6,134	No	CSP MRB	Indian Overseas Bank		April-16 to Mar-2017
38	Imphal West	Kanglatongbi	7,152	Yes	PNB Opened	Punjab National Bank		April-16 to Mar-2017
39	Imphal West	Sekmai(Part)	5,162	Yes	SBI Opened			
40	Imphal West	Khurkhul	6,450	No	CBI CSP	Central Bank of India		April-16 to Mar-2017
41	Imphal West	Patsoi	5,358	Yes	BOB Opened			
42	Imphal East	Keirao Makting	5,319	No	PNB CSP	Punjab National Bank		April-16 to Mar-2017
43	Imphal East	Tulihal	5,594	Yes	HDFC Yairipok Branch opened	Canara Bank		April-16 to Mar-2017
44	Imphal East	Yambem	5,705	No	SBI CSP	Union Bank		April-16 to Mar-2017
45	Imphal East	Changamdabi	6,419	No	SBI CSP	UCO Bank		April-16 to Mar-2017
46	Ukhrul	Hundung	10,785	No	UBI CSP	Bank of Baroda		April-16 to Mar-2017

Provision for banking services through banking outlets or part-time banking outlets in the villages as on 30-06-2021

Name of	Total	Above 5000			2000-5000			Below 2000			Total	
District	Village	No. of villages	Covered by Branch/BC (CBS enabled banking outlet)	No of uncovered villages	No. of villages	Covered by Branch/BC (CBS enabled banking outlet)	No of uncovered villages	No. of villages	Covered by Branch/BC (CBS enabled banking outlet)	No of uncovered villages	No of covered villages	No of uncovered villages
Imphal West	107	4	4	0	36	36	0	67	67	0	107	0
Imphal East	141	4	4	0	42	42	0	95	95	0	141	0
Jiribam	50	0	0	0	2	2	0	48	48	0	50	0
Thoubal	61	11	11	0	21	21	0	29	29	0	61	0
Kakching	26	6	6	0	10	10	0	10	10	0	26	0
Bishnupur	48	6	6	0	20	20	0	22	22	0	48	0
Ccpur	507	3	3	0	14	14	0	490	441	49	438	69
Pherzawl	89	0	0	0	2	2	0	87	27	60	29	60
Senapati	136	11	11	0	42	42	0	83	83	0	136	0
Kangpokpi	533	0	0	0	6	6	0	527	527	0	533	0
Tamenglong	117	0	0	0	3	3	0	114	114	0	117	0
Noney	57	0	0	0	4	4	0	53	53	0	57	0
Ukhul	95	1	1	0	12	12	0	82	82	0	95	0
Kamjong	118	0	0	0	1	1	0	117	59	58	60	58
Chandel	267	0	0	0	1	1	0	266	222	44	202	65
Tengnoupal	163	0	0	0	1	1	0	162	158	4	158	5
Total	2515	46	46	0	217	217	0	2252	2037	215	2300	215

STATEMENT GIVING DETAILS OF DLRC MEETINGS HELD DURING April, 2021 to June, 2021								
NAME OF THE CIRCLE : GUWAHATI			(iv)					
S.NO	NAME OF THE STATE / U.T	NAME OF THE DISTRICT	DATE OF DISTRICT LEVEL REVIEWING COMMITTEE (DLRC) MEETINGS				WHETHER ATTENDED BY MPs/MLAs/ZP CHIEFS (Name & Date)	IN CASE NO MEETING CONVENED, REASONS THEREOF*
(i)	(ii)	(iii)	I-Qtr.(April - June)	II-Qtr. (July-Sep)	III-Qtr. (Oct-Dec)	IV-Qtr. (Jan-Mar)	(v)	(vi)
	MANIPUR	Imphal West	05-10-2021				NIL	
	MANIPUR	Churachandpur	04-10-2021				NIL	
	MANIPUR	Thoubal	23-09-2021				NIL	
	MANIPUR	Kakching	23-09-2021				NIL	
	MANIPUR	Senapati	22-09-2021				NIL	
	MANIPUR	Kangpokpi	22-09-2021				NIL	
	MANIPUR	Pherzawl	27-08-2021				NIL	
	MANIPUR	Bishnupur	09-09-2021				NIL	
	MANIPUR	Noney	22-09-2021				NIL	
	MANIPUR	Imphal East	13-09-2021				NIL	
	MANIPUR	Tengnoupal	04-10-2021				NIL	
	MANIPUR	Ukhul	12-10-2021				NIL	
	MANIPUR	Jiribam	05-10-2021				NIL	
	MANIPUR	Chandel	05-10-2021				NIL	
	MANIPUR	Kamjong	11-10-2021				NIL	
	MANIPUR	Tamenglong	29-09-2021				NIL	
*In case the meeting could not be convened during the quarter, reason may be furnished in column No. (vi)								

NULM ULB-WISE SUMMARY 2021-22			
SL.No	ULB NAME	Target for Individual Enterprises	Target for SHG Bank Linkage
1	IMPHAL MUNICIPAL CORPORATION	28	40
2	THOUBAL MC	18	18
3	KAKCHING MC	12	12
4	LILONG (THOUBAL) MC	9	9
5	MAYANG IMPHAL MC	13	13
6	NAMBOL MC	18	18
7	MOIRANG MC	12	12
8	NINGTHUOKHONG MC	14	7
9	BISHNUPUR MC	12	6
10	KAKCHING KHUNOU MC	9	4
11	YAIRIPOK MC	9	4
12	KUMBI MC	9	4
13	WANGOI MC	9	4
14	KWAKTA MC	9	4
15	WANGING LAMDING MC	9	4
16	SHIKHONG SEKMAI MC	9	4
17	JIRIBAM MC	10	5
18	SUGNU MC	9	4
19	LAMLAI MC	9	4
20	SAMUROU MC	11	6
21	THONGKHONG LAXMI MC	11	5
22	OINAM MC	9	4
23	LILONG (IW) MC	9	4
24	ANDRO MC	12	6
25	LAMSHANG NP	9	4
26	SEKMAI NP	9	4
27	HEIROK NP	9	4
28	Total	306	213

NULM DISTRICT-WISE SUMMARY 2021-2022			
SL.No.	District Name	Target for Individual Enterprises	Target for SHG Bank Linkage
1	IMPHAL WEST	99	80
2	IMPHAL EAST	21	10
3	BISHNUPUR	83	55
4	THOUBAL	63	43
5	KAKCHING	30	20
6	JIRIBAM	10	5
	Total	306	213
NULM BANK-WISE SUMMARY 2021-2022			
SL.No.	Name of Bank	Target for Individual Enterprises	Target for SHG Bank Linkage
1	AXIS BANK	8	7
2	BANK OF BARODA	12	8
3	BANK OF INDIA	3	3
4	CANARA BANK	4	4
5	CENTRAL BANK OF INDIA	7	6
6	HDFC BANK	18	10
7	ICICI BANK	6	5
8	INDIAN BANK	3	4
9	INDIAN OVERSEAS BANK	2	2
10	MANIPUR STATE COOPERATIVE BANK	28	17
11	PUNJAB & SIND BANK	4	4
12	PUNJAB NATIONAL BANK	26	20
13	MANIPUR RURAL BANK	67	47
14	STATE BANK OF INDIA	95	62
15	UCO BANK	23	14
	Total	306	213

BANKWISE DISTRICTWISE ALLOCATION FOR HANDLOOM TARGET FOR 2021-22

SL NO	NAME OF BANK	Target	DISTRICTS															
		NO.	Thoubal	Kakching	Chendel	Tengnoupal	CCPUR	Pherzawl	Senapati	Kangpokpi	Tamenglong	Noney	Ukhrul	Kamjong	Jiribam	Bishnupur	Imphal East	Imphal West
1	Axis Bank	30	5	10	0	5	0	0	0	0	0	0	0	0	0	10	0	0
2	Bandhan Bank	40	5	5	0	0	0	0	0	0	0	0	0	0	7	0	8	15
3	Bank of Baroda	80	0	0	0	5	5	0	0	5	0	0	0	0	0	0	30	35
4	Bank of India	20	5	0	0	0	0	0	5	0	0	0	0	0	0	0	5	5
5	Bank of Maharashtra	5	0	0	0	0	0	0	0	0	0	0	0	0	0	0	0	5
6	Canara Bank	25	5	0	0	0	5	0	0	0	15	0	0	0	0	0	0	0
7	Central Bank of India	40	5	0	0	0	10	0	5	0	0	0	10	0	10	0	0	0
8	HDFC	30	5	0	0	0	0	0	0	0	0	0	0	0	0	0	10	15
9	ICICI Bank	30	5	0	5	0	0	0	0	0	0	0	0	0	0	0	10	10
10	IDBI	10	0	0	0	0	5	0	0	0	0	0	0	0	0	0	0	5
11	Indian Bank	25	0	5	0	0	0	0	0	5	0	0	0	0	0	0	10	5
12	IndusInd	10	0	0	0	0	0	0	0	0	0	0	0	0	0	0	0	10
13	Indian Overseas Bank	20	5	0	0	0	0	0	0	5	0	0	0	0	0	0	0	10
14	Punjab National Bank	130	15	15	0	5	5	0	10	0	20	0	15	0	8	10	17	10
15	Punjab & Sind Bank	25	5	0	0	0	0	0	0	0	0	0	0	0	0	0	10	10
16	State Bank of India	270	40	30	15	10	10	10	25	15	15	20	10	10	0	40	20	0
17	UCO	50	0	5	10	0	0	0	5	0	0	0	10	0	0	20	0	0
18	Union	5	0	0	0	0	0	0	0	0	0	0	0	0	0	0	0	5
19	Yes	5	0	0	0	0	0	0	0	0	0	0	0	0	0	0	0	5
20	NESFB	20	0	0	0	0	0	0	0	0	0	0	0	0	0	0	10	10
21	MRB	80	5	5	0	5	5	0	0	0	0	0	0	0	0	15	20	25
22	MSCB	50	5	5	0	0	5	0	0	0	0	0	0	0	0	5	30	0
	TOTAL	1000	110	80	30	30	50	10	50	30	50	20	35	20	15	110	180	180

**MINUTES OF THE 66TH SLBC MEETING FOR QUARTER ENDED MARCH 2021
HELD ON 28TH JUNE, 2021 AT 12:00 NOON THROUGH VIDEO CONFERENCE.**

List of participants is at **Annexure I.**

The SLBC Meeting started with a brief welcome address by Shri. Girin Sarma, AGM, Regional Manager, SBI Imphal. He welcomed and thanked all the Government officials, bank representatives and stake holders for attending the meeting.

Shri Thangboi Lunkim, GM-NE II, LHO Guwahati gave the Key Note Address. In his Key Note Address, Shri Thangboi Lunkim highlighted the banks performance for the quarter ended March, 2021. As at the end of March, 2021, there are 22 Banks operating in the state of Manipur with a total of 214 branches in the state including 88 Rural Branches. The number of BC outlets increased by 37, i.e., 455 in March 2021 from 418 in December 2020 and the number of ATMs have increased by 13, i.e., 373 in March, 2021 from 360 in December 2020. The CD ratio of the banks as a whole in the State stands at 63% at the end of March, 2021, which is above the national average of 60%. The **Priority Sector Lending (PSL)** as a whole in the State stands at 32%, which is below the national bench mark of 40%. Banks were requested to improve their PSL portfolio to achieve the minimum benchmark level in the 1st quarter of next FY-2021-22. The **total Agriculture portfolio** of the State is Rs. 551.39 Crs. against the total advances of Rs. 8041.54 Crs. which is only 7 % of the total advances, and is much below the bench mark level of 18%. Though scope for agriculture is limited, banks were urged to go for allied activities, like fishery, piggery, diary and horticulture finance in co-ordination with NABARD and various line departments of Govt. of Manipur. In respect of **Annual Credit Plan 2020-21**, the Banks have achieved 63% of the Priority sector ACP target by the end of March, 2021 but in the sector wise achievement, it is only 37 % in Agriculture. To boost Agricultural sector, all the banks can finance KCC, animal husbandry and fishery under KCC saturation programme. Further, Banks with the co-ordination of line department and NABARD can get the proposals sanctioned under Agri Infrastructure Fund. Under **Pradhan Mantri Mudra Yojana (PMMY)** Scheme, the banks as a whole have sanctioned 70366 Nos. of Mudra loans with total outstanding amount of Rs.465.39 Crs. as at the end of March Quarter, 2021 with YoY growth of 17%. However, some of the private banks like AXIS, ICICI, INDUS-IND & YES Banks have not sanctioned a single Mudra loan since last FY-2019-20. These banks were requested to finance under the scheme to push up this flagship programme of Govt. of India.

Thereafter, the SLBC Nodal Officer, Shri H. H .Poumai, started with the presentation of the agenda which was circulated to all the members.

Agenda 1: Adoption of minutes of the 65th SLBC meeting held on 25/02/2021.

The Minutes was adopted unanimously by the House.

Agenda 2: Action Taken Report of the 65th SLBC meeting.

(i) Opening of RSETIs:

1. SMD/MSRLM placed the following information before the House:

- (a) Deputy Commissioner, Bishnupur has identified land within the campus of the New Mini Secretariat in consultation with Lead District Manager of Bishnupur District. PNB yet to initiate opening of the RSETI in Bishnupur District.

mmms
29/06/2021

- (b) Land allocation in Senapati has been completed.
 - (c) Land allocation in Imphal East is under process as per letter no. DC(IE)/9/3772011/122, dated 1st February, 2021 from the Deputy Commissioner. It is yet to be completed.
 - (d) Land allocation in Chandel District is under process as per letter no. DC(CDL)/4/RSETI/2012, dated 26th December, 2020 from the Deputy Commissioner. Temporary Building will be ready for possession within a week's time as informed by the Deputy Commissioner on 21st June, 2021. Concerned Lead Bank may initiate operation of the Centre.
 - (e) For Ukhrul District, land survey was done on 10th February, 2021 along with the Donor of the land, Shri Kuileng Rangui and others of Hunphun Village at about 3 km east of Ukhrul Mini Secretariat.
 - (f) DC/Imphal West and DC/Tamenglong have not furnished any update on the allocation of land.
2. PNB, in the meeting of the Sub-Committee on Review of Credit Disbursement, had informed the following:
- (a) For Kakching, the allotted building is being used as COVID Care Centre and hence, all activities have been kept on hold.
 - (b) For Tamenglong District, land has been allotted by the DC/Tamenglong. Work will be taken up for opening the Centre once the restrictions due to COVID-19 are eased.
3. GM/RBI suggested that given the importance of the RSETIs in imparting training, more focus needs to be given and that a Committee may be formed to specifically monitor the progress of opening of the RSETIs.
4. The following decisions were taken:
- (a) A Committee headed by ACS/RD&PR to be formed to monitor the progress of opening of RSETIs and shall consist of the concerned DCs, SMD/MSRLM, DIF, SLBC Convenor, SBI, PNB and representatives of RBI and any other Agency/Department as deemed necessary.
 - (b) All out efforts to be made by SBI and PNB to expedite the opening of the RSETIs so that they may be started by December, 2021.

(ii) **PMEGP:**

Out of the target of 2063 allotted for FY 2020-2021, 1840 accounts have been sanctioned which is 89% of the total target. However, the banks with "Nil" performance in the last quarter have not shown any improvement.

Agenda 3: Review of Deposit, Advances and CD Ratio.

The overall CD Ratio of all the banks in the State for the quarter ended March, 2021 is 62%, which is above the National Benchmark of 60%. However, looking at the bank-wise performance, there are 5(five) banks whose CD Ratio are below 40% and 10 banks which are between 40% and 60%.

The five banks with CD Ratio below 40% are YES Bank, MSCB, ICICI, CBI and Bank of Maharashtra – while ICICI, CBI and BOM's performance has gone down in the quarter

mmmy
29/06/2021

under review, YES Bank and MSCB were included in the list of banks with CD ratio below 40% in the last quarter, too.

Since Low CD Ratio is an indication of the bank giving less credit/advances, all the banks with performance below the national benchmark of 60% were urged to improve their performance during this financial year and also to look into the reasons for the low CD Ratio.

Agenda 4: Review of Credit Disbursement:

(a) **ACP performance during the year:**

The Sector-wise summary under ACP for the March, 2021 Quarter is as follows:
(Amount in crores)

Sector	Target	Achieved	Achievement %
Agri Sector	660.75	242.20	37%
MSME	546.45	611.87	112%
Other Priority Sector	430.40	175.71	41%
Total Priority	1637.60	1029.78	63%
Non Priority	539.30	1039.70	193%
Grand Total	2176.90	2069.48	95%

The Chairman observed that there has been improvement in the overall performance over the previous Quarter, especially in the MSME Sector which has achieved more than the allotted target and was appreciated. However, achievement in the Priority and Non-Priority Sectors need to be proportionate and the banks still need to rev up their performance in the Priority Sector, especially in the Agriculture Sector so that there is visible improvement in the next Quarter. Further, as highlighted by the GM-NE II, LHO Guwahati, banks were urged to also go for financing of allied activities like Fishery, Piggery, Dairy and Horticulture in co-ordination with NABARD and the concerned line departments of State Government.

(b) **Priority Sector lending:**

The Chairman requested all the Banks to focus on improving their performance in the Priority Sector so that there is visible improvement in the next Quarter.

(c) **PMEGP:**

Out of a target of 2063 nos. allotted for FY 2020-2021, 1840 accounts have been sanctioned which is 89% of the total target. In the Sub Committee meeting for review of Credit Disbursement, the JD/C&I had pointed out that the figures presented by the Convener Bank were not tallying with that indicated in the KVIC Portal.

The achievement figure of PMEGP as per the KVIC Portal is enclosed as **Annexure II**.

(d) **Fishery Loan:**

As on 31.03.2021, the total number of fishery loans sanctioned was 513 amounting to Rs 1,113.50 lakh. The matter was discussed during the SLBC Sub-Committee on Review of Credit Disbursement/ Financial Performance of Banks for the Quarter ended March, 2021 and it was observed that out of the target of 2871 beneficiaries, the no. of applications received was only 1281, and

Summary
29/06/2021

out of the 1281 applications, 513 have been sanctioned. Fisheries department and Banks were advised to coordinate with each other for sanction of the loans, wherever possible and also to rectify minor errors in applications, if any. Fisheries Department was further advised to take up necessary action so that more fish farmers are made aware of the possibility of availing fishery loans and the target is achieved.

The Director/Fisheries apprised the House as per information received from the SLBC Convenor, Manipur, the matter regarding fishery loan is closed and a new scheme namely, Kishan Credit Card (KCC) is being taken up in place of the former loan scheme. Accordingly, the Department of Fisheries, Government of Manipur have taken up the Kishan Credit Card (KCC) scheme under the instruction of the concerned Ministry where a total of 585 applicants have applied and their applications have been forwarded to the banks for taking up the matter along with the allocation of the banks.

Agenda 5: Opening of Bank Branches at Unbanked Blocks, Unbanked Urban Local Bodies, and CBS-enabled banking outlets at the Unbanked Rural Centres.

I. Opening of Bank Branches at Unbanked Blocks

The Chairman advised all the banks to take necessary action to open the bank branches as discussed in the SLBC Sub-Committee on Unbanked Blocks.

II. Opening of Bank Branches at Unbanked towns/ULBs in Manipur

1. Kakching Khunou Municipal Council (Canara Bank)
2. Kwakta Municipal Council (Bank of Maharashtra)
3. Shikhong Sekmai Municipal Council (IndusInd Bank)
4. Samurou Nagar Panchayat (Union Bank of India)
5. Thongkhong Laxmi Nagar Panchayat (PNB)
6. Lilong (IW) Nagar Panchayat (PNB)
7. Andro Nagar Panchayat (Canara Bank)
8. Lamshang Nagar Panchayat (Indian Bank)
9. Oinam Nagar Panchayat (Bank of India)

In r/o Kwakta, Bank of Maharashtra informed that they have submitted their Survey Report along with recommendation to the Head Office on 24th February, 2021. However, no response has been received so far inspite of their following up. The Chairman requested RBI to follow up with the Head Office for early approval of opening the branch at Kwakta.

For the remaining 8(eight) branches, the Chairman advised all the banks to take necessary action to open the bank branches as discussed in the SLBC Sub-Committee on Unbanked Blocks.

Agenda 6: 100% Digitalization of Kakching District.

The status as on 31.03.2021 is given below:

summary
29/06/2021

(i) **Digital Coverage for Individuals (Savings Accounts).**

Total no. of eligible Operative SB Accounts.	Total no. of eligible Operative SB Accounts covered digital coverage with atleast one of the facilities –Debit/RuPay cards/ Net Banking/ Mobile Banking	% of Eligible Operative Accounts digitally covered (with at least one of the facilities) out of total Operative Savings Accounts
91866	91116	99.18%

(ii) **Digital Coverage for Business (Currents Accounts).**

Total no. of eligible Operative SB Accounts.	Total no. of eligible Operative Current Accounts covered digital coverage with atleast one of the facilities –Debit/RuPay cards/ Net Banking/ Mobile Banking/ UPI/ USSD/AEPS etc.	% of Eligible Operative Accounts digitally covered (with at least one of the facilities) out of total Operative Current/ Business Accounts
2898	2829	97.62%

GM/RBI apprised the House that in r/o Savings Accounts, Kakching District may be considered to be almost 100% digitalized as opening of bank accounts is a continuous process, and the achievement of 99.18% is way above the National Average. However, in r/o Current Accounts, some of the banks like Axis Bank need to increase its digital coverage.

Agenda 7: Make in Manipur

No. of NPA Accounts	NPA Amount	Nos. of Outstanding Accounts	Outstanding Amount
3004	52.90	10457	21.09 crores

Agenda 8: Recovery Act of Manipur 2003-Bakijai cases how to implement in Manipur.

Director/Institutional Finance informed the House that Law Department has requested that the Rules be re-framed in accordance with the Act. Accordingly, the Rules are being framed afresh and is almost ready, after which it will be sent to Law Department again.

Agenda 9: NPA

The Nodal Officer, SLBC apprised the House that the status of NPA in r/o Government sponsored schemes is as follows:

(a) Govt. Sponsored Schemes NPA

(Amt. in crores)

Schemes	Total O/S	Total NPA	% of NPA
MUDRA	465.39	93.65	20.12
PMEGP	142.25	47.48	33.38
NRLM	11.77	0.43	3.65
NULM	7.73	0.15	1.94
SHG	22.61	0.81	3.58
SUI	26.56	4.03	15.17
Total	676.31	146.55	21.67


29/08/2024

(b) Priority Sector NPA*(Amt. in crores)*

Schemes	Total O/S	Total NPA	% of NPA
Agriculture	551.39	129.67	23.52
MSME	1293.32	199.76	15.44
Others	743.51	18.15	2.44
Total	2588.22	347.58	13.43

As per discussion in the meeting of the Sub-Committee meeting for Review of Credit Disbursement, the earlier decision of the SLBC in 2016 for formation of the District Recovery Cell was placed before the House. It was decided that the earlier decision may be re-visited; in the meantime, the Banks may continue to follow the process of recovery of bad loans which are usually followed by the Banks and assistance from the District Administration may be sought, wherever required.

Agenda 10: PM SVanidhi Yojana, PMAY (U)

The House was apprised that Manipur is doing very well in the implementation of PM SVanidhi Yojana and it is one of the best performing States in the country. The Chairman congratulated all the Banks for the effort and successful implementation of the scheme in Manipur and urged the Banks to continue with the good work.

The Director/MAHUD apprised the House of the status, which is indicated below:

Sl	Description	Number
1	Letter of Recommendation (LoR) Application Received:	19,942
2	LoR Application Approved:	17,698
3	LoR Application Rejected:	868
4	LoR Application Pending:	1,376
5	Loan Application Received:	16,182
6	Loan Sanctioned:	8,176
7	Loan Disbursed:	6,113
8	LoR Application Received for Hill District:	530
9	LoR Application Approved for Hill District:	449
10	LoR Application Rejected for Hill District:	5
11	LoR Application Pending for Hill District:	76
12	Loan Application Received for Hill District:	201
13	Loan Sanctioned for Hill District:	121
14	Loan Disbursed for Hill District:	6
15	Eligible Street Vendor for 2 nd Tranche:	19
16	Total Sanctioned Amount:	8.17 Cr
17	Total Disbursed Amount:	6.11 Cr
18	No. of Street Vendors accepting Digital Payment:	5,474
19	Total Cashback paid to Street Vendors	Rs. 2,200
20	Total interest subsidy paid:	0.02 Cr

Agenda 11: CLSS component of PMAY (U)

Director/MAHUD apprised the House that as per the initial demand survey, a total of 11612 nos. of applicants have applied for the loan under the Credit Linked Subsidy Scheme (CLSS) under PMAY (Urban). The State Mission Directorate, in coordination

Sumit
29/06/2024

with ULBS, has started conducting revised demand survey of applicants before the onset of the COVID-19 pandemic and made a considerable amount of progress. However, the progress was hampered due to various restrictions imposed as a result of the pandemic. A total of 1173 applicants have either surrendered their applications or benefitted in other components of the Scheme. The total number of applicants now stands at 10439. During this time, the total no. of loan sanctioned to applicants of CLSS has increased from 177 in March 2021 to 201 in June, 2021 as per PMAY MIS record. The process of revision of demand survey which was started earlier will be resumed as soon as the State lifts the various restrictions imposed due to COVID-19.

Agenda 12: Miscellaneous Agenda

- i. Settlement of pending claims of Rs. 40 lakhs pertaining to reimbursement of training expenses of RSETI Churachandpur – SMD/MSRLM apprised the House that Rs 8.21 lakh has been sanctioned by the Ministry and is under process for release by Finance Department.
- ii. Bank wise allocation for PM FME Scheme, under Ministry of Food Processing Industries, Govt. Of India – the House approved the allocation.
- iii. ACP Target approval for FY 2021-22 – The House approved the targets as uploaded in the SLBC Portal.
- iv. Bank Credit Linkage Target for the year 2021-22:
The following Bank Credit Linkage Target for SHGs for the year 2021-22 under MSRLM was placed before the House for approval:

Table-1: Manipur Bank Wise Credit Target 2021-2022 (Amount in Lakhs)					
Sl. No.	Bank Name	Fresh Accounts	Renewal Accounts	Total	Disbursement Target Amount
1	State Bank of India	120	30	150	200
2	Punjab National Bank	115	15	130	150
3	Manipur Rural Bank	380	300	680	1060
4	UCO Bank	65	15	80	112
5	Bank of Baroda	75	35	110	150
6	Manipur State Cooperative Bank	100	15	115	132.5
7	Bank of India	45	15	60	80
8	Indian Overseas Bank	15	10	25	37.5
9	Indian Bank	15	0	15	15
10	Canara Bank	40	0	40	40
11	Central Bank of India	30	0	30	30
12	Punjab & Sind Bank	15	0	15	15
13	North East Small Finance Bank	50	0	50	50
	Grand Total	1065	435	1500	2072

Handwritten signature and date: 19/06/2021

Table-2: Manipur District wise credit target 2021-22(Amount in Lakhs)					
Sl. No	Name of District	Fresh Accounts	Renewal Accounts	Total	Disbursement Target
1	Imphal East	405	325	730	1142
2	Imphal West	125	0	125	125
3	Tengnoupal	95	110	205	365
4	Thoubal	150	0	150	150
5	Churachandpur	160	0	160	160
6	Pherzawl	20	0	20	20
7	Kakching	70	0	70	70
8	Jiribam	40	0	40	40
	Total	1065	435	1500	2072

SMD/MSRLM apprised the House that the above targets are as per approval of the Ministry. The House unanimously approved the target.

The meeting ended with a vote of thanks from Shri Susanta Sahoo, DGM SLBC, LHO Guwahati.


(Dr. Rajesh Kumar)
 Chief Secretary
 Government of Manipur

ANNEXURE I

66th SLBC Meeting on 28th June, 2021 - List of Participants

Participants attended offline

1	Dr. Rajesh Kumar, Chief Secretary, Govt. of Manipur
2	Anna Arambam, Director, Institutional Finance, Govt. of Manipur
3	Girindra Sharma, AGM, RBO Imphal/ SLBC Convenor, Manipur
4	H.H. Poumai, Nodal Officer, SLBC, Manipur

Participants attended online

Sl. No.	Name	Email
1	Altias	altias.ahumshang@sbi.co.in
2	B John Tlangtinkhuma, SS-IT, Manipur	ditgdrive@gmail.com
3	Bank of Baroda	ps.jorhat@bankofbaroda.com
4	Bank of Maharashtra	sIngaihte@gmail.com
5	Bank of Maharashtra ZO	ajit0309@gmail.com
6	Bikram	bikramkshetrimayum121@gmail.com
7	Biswajit Deka	biswajit.deka1@gmail.com
8	biswajit pathak	bisp208@gmail.com
9	BOM ZO KOLKATA	vikashchandrapriya@rediffmail.com
10	Canara bank	cb3955@canarabank.com
11	CHAIRMAN, MANIPUR RURAL BANK	mrbho.imphal@gmail.com
12	Comm revenue Manipur	rk.dinesh@nic.in
13	DC Chandel	dc-cdl@nic.in
14	dc imphal east	iphone_test@webex.com
15	DC IW	
16	DC KAMJONG	
17	DC Noney	robksh130384@gmail.com
18	DC Pherzawl	dcpherzawl@gmail.com
19	DC Senapati	dc-spt@nic.in
20	Deben	
21	Denny Thongam	denny.thongam@yesbank.in
22	DGM (B&O), SHILLONG	Dgmbo.zosil@sbi.co.in
23	Dhanraj Lama	dhanraj23rd@gmail.com
24	Dilip	

25	Director Com & Industries Manipur	dcimanipur@gmail.com
26	Dr. M S Rao	ms.rao@nabard.org
27	E. Priyokumar Singh, IGPProv, Manipur	elangbam_priyo@yahoo.co.uk
28	G Ramkumar Sharma	ramkr@sidbi.in
29	GM2 - SBI NECIRCLE	gm2.lhoguw@sbi.co.in
30	H HAUKHANPAU	h.pau@sbi.co.in
31	Halayudh Kumar	halayudhkumar@gmail.com
32	HaojakhupKipgen	
33	Helun Khongsai	
34	Hriinii John	hraiirii@gmail.com
35	Hubert Khobung	hubert.khobung@sbi.co.in
36	ibochou9447@gmail.com	
37	ICICI Bank	sapamcha.korouhanba@icicibank.com

38	INDIAN BANK	IMPHAL@indianbank.co.in
39	IT Department	
40	joymongjam	
41	Korouhanba	sapamcha.korouhanba@icicibank.com
42	ksj.gangte	ksj.gangte@icicibank.com
43	L Angouba Singh	angoulai@gmail.com
44	LAIPUBAM SHEITYABRATA SHARMA	laipubam.sheityabrata@icicibank.com
45	LDM Kpi	
46	Lenin Meitei UCO Bank Zonal Office	lenin.thingujam@gmail.com
47	lohe simon Peter mao	simon.mao@sbi.co.in
48	M.H. Khan, IAS	
49	M.Harekrishna	
50	Mangta Shoute	mangtashoute@rbi.org.in
51	monojit dey	de.monojit@yahoo.in
52	MSCB	
53	ngangom gopeshwor singh	ngangom.singh@hdfcbank.com

54	nicukhrul	ukhrulnic@gmail.com
55	Parabat Naorem	parabat.naorem@axisbank.com
56	Paul Gangte	paulgangte25@gmail.com
57	PNB MANIPUR	ssaimol13@gmail.com
58	PNB ZO GUWAHATI	
59	Priyo Kumar CM Credit SBI RBO Imphal	priyokumar.singh@sbi.co.in
60	RAJENDRA S RATHORE	rathodpnb@outlook.com
61	RBI Imphal	bkhakhlari@rbi.org.in
62	Roshan Kamei	
63	Sanjit Singh	sanjitsingh2007@gmail.com
64	Sanjit Singh, LDM Tamenglong and Jiribam	sanjitsingh2007@gmail.com
65	Saumya Ranjan Moharana-193861	Saumya.Moharana@bankofindia.co.in
66	Shimray	
67	SMD Th. Harikumar (Manipur)	udmanipur@gmail.com
68	SMD, MSRLM Manipur	robs9112002@yahoo.co.in
69	Surjamani Sharma Gurumayum	ssgurumayum@gmail.com
70	Thokchom Dina kumar Singh	thokchom.singh@hdfcbank.com
71	Todinang Panmei	todinangpanmei1464@gmail.com
72	Union Bank of India	Heirom.meetei@unionbankofindia.com
73	Uttam Mandal	uttam.mandal@bankofbaroda.co.in
74	zoguawahati	zcoguawahati@pnb.co.in

ANNEXURE II

PMEGP Scheme in Manipur
Bank Wise Achievement for the year 2020-21
 (Source : KVIC Portal)

Sl. No.	Bank	Target		Achievement		%achievement project
		Project (No.)	Margin Money (Rs. in lakh)	Project (No.)	Margin Money (Rs. in lakh)	
1	BANDHAN BANK LTD	35	87.5	<u>0</u>	0	0
2	BANK OF MAHARASHTRA	13	32.5	<u>0</u>	0	0
3	DENA BANK	<u>0</u>	0	<u>0</u>	0	0
4	ICICI BANK LIMITED	110	275	<u>0</u>	0	0
5	INDUSIND BANK	37	92.5	<u>0</u>	0	0
6	MANIPUR RURAL BANK	0	0	<u>0</u>	0	0
7	MANIPUR STATE COOPERATIVE BANK LTD	0	0	<u>0</u>	0	0
8	UNITED BANK OF INDIA	219	547.5	<u>0</u>	0	0
9	YES BANK	13	32.5	<u>0</u>	0	0
10	VIJAYA BANK	0	0	<u>1</u>	3.5	0
11	HDFC BANK	97	242.5	<u>5</u>	35.35	0.051546
12	PUNJAB AND SIND BANK	60	150	<u>15</u>	60.71	0.25
13	INDIAN BANK	13	32.5	<u>4</u>	5.76	0.307692
14	SYNDICATE BANK	13	32.5	<u>7</u>	21.47	0.538462
15	UCO BANK	158	295	<u>86</u>	95.36	0.544304
16	ALLAHABAD BANK	49	122.5	<u>33</u>	85.58	0.673469
17	IDBI BANK	24	60	<u>17</u>	33.4	0.708333
18	UNION BANK OF INDIA	13	32.5	<u>10</u>	22.16	0.769231

19	CENTRAL BANK OF INDIA	98	245	81	186.58	0.826531
20	STATE BANK OF INDIA	542	1355	450	443.51	0.830258
21	BANK OF INDIA	49	122.5	45	132.54	0.918367
22	CANARA BANK	61	152.5	63	157.13	1.032787
23	BANK OF BARODA	193	482.5	245	1217.4	1.26943
24	AXIS BANK LTD	133	332.5	228	1526.1	1.714286
25	INDIAN OVERSEAS BANK	37	92.5	119	812.52	3.216216
26	PUNJAB NATIONAL BANK	60	150	218	530.22	3.633333
27	NORTH EAST SMALL FINANCE BANK LIMITED	36	90	203	1716	5.638889
	Total	2063	5157.5	1830	7085.2	0.887058

PMEGP Scheme in Manipur
District Wise Achievement for the year 2020-21