

Manipur State

Selected Economic Indicators,

Sl. No.	Items	Ref. Year	Unit	Particulars
1.	Geographical Area	2011 Census	'000 Sq. Km.	22.327
2.	Population	2011 Census	Lakh No.	27.22
3.	Density	-do-	Persons per Sq. Km.	121
4.	Sex Ratio	-do-	Females per '000 Males	987
5.	Percentage of Urban Population to the total population	-do-	Percentage	43
6.	Average Annual Exponential Growth Rate	2001-2011	-do-	1.86%
7.	Population Below Poverty Line (As per Planning Commission estimates)	1999-2000	-do-	28.54%
8.	Literacy rate : (i) Persons (ii) Male (iii) Female	2011 Census	-do-	i) 79.85% ii) 85.48% iii) 77.15%
9.	Gross State Domestic Product (GSDP) at factor cost : (i) At current prices (ii) At constant (1993-94) prices	2004-05 to 2010-2011 (Q) -do-	Rs. in crore -do-	9198.14 7184.09
10.	Net State Domestic Product (NSDP) at factor cost (i) At current prices (ii) At constant (1993-94) prices	-do- -do-	-do- -do-	8228.31 6548.20
11.	Per Capita NSDP (i) At current prices (ii) At constant (1993-94) prices	2003-2004	Rupees -do-	29684 23298
12.	Index of Agricultural Production (Base: Triennium ending 1981-82=100)	2002-2003 (P)	-	3325
13.	Total cropped area	1999-2000	Lakh hectare	1,65,787
14.	Net area sown	-do-	-do-	1,55,232
15.	Index of Industrial Production (Base : 1993-94=100)	2002-2003 (P)	-	502
16.	Post office per lakh population	2013 (March)	No.	23.62
17.	All scheduled commercial banks per lakh population	2013 (March)	Nos.	4.88
18.	Employment on organised sector	2002 (P)	'000 Nos.	80
19.	(i) Public Sector	-do-	-do-	70
20.	(ii) Private Sector	-do-	-do-	10

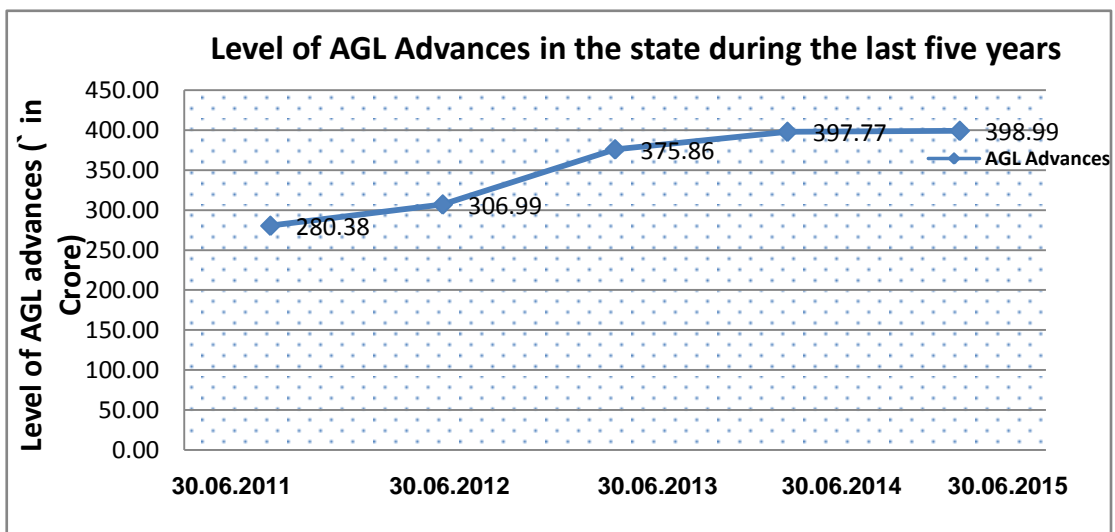
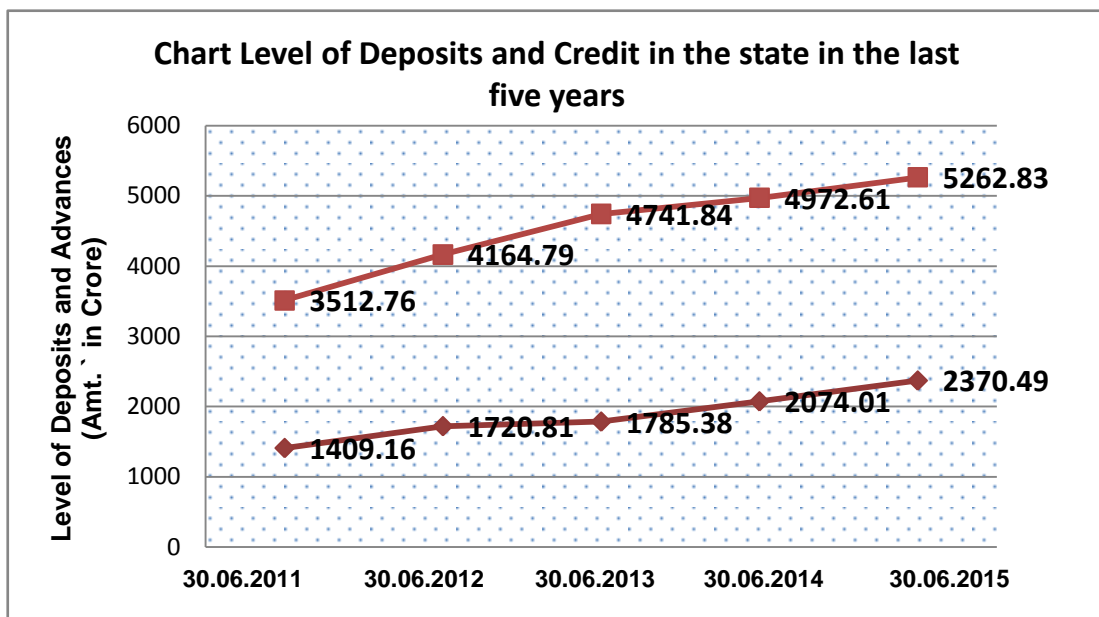
Districtwise Population, Sex-ratio, Density etc (As per 2011 Census).

Sl. No.	DISTRICT	Population	Sex Ratio per '000 males	Density per Sq. Km.	Scheduled Caste			Scheduled Tribe		
					Total	Male	Female	Total	Male	Female
1.	THOUBAL	4,20,517	998	708	33,969	16,640	17,329	4,274	2,200	2,074
2.	CHANDEL	1,44,028	981	36	210	107	103	1,08,779	54,692	54,087
3.	CHURANDPUR	2,71,274	944	50	205	179	26	2,12,482	1,07,002	1,05,480
4.	SENAPATI	3,54,972	935	87	238	143	95	1,22,791	61,785	61,006
5.	IMPHAL WEST	5,14,683	1004	856	13,276	6,646	6,630	21,118	10,478	10,640
6.	IMPHAL EAST	4,52,661	991	557	10,409	5,374	5,035	24,712	12,382	12330
7.	BISHNUPUR	2,40,363	993	420	1,727	842	885	6,143	3,064	3,079
8.	TAMENGLONG	1,40,143	922	25	3	X	3	1,06,349	54,020	52,329
9.	UKHRUL	1,83,115	916	31	210	X	X	1,34,493	68,696	65,797
TOTAL										

**** Information collected from respective state Govt. website...**

MANIPUR STATE : ACHIEVEMENT VERSUS NATIONAL NORMS
AS ON 30.06.2015

PARAMETERS	NATIONAL NORMS (%)	State Position (%)
C D RATIO (including advance from NEDFI, SIDBI & RIDF)	60	49
C D RATIO (excluding advance from NEDFI, SIDBI & RIDF)	-	45
CREDIT + INV. : DEPOSIT RATIO	60	54
PRI. SECTOR ADV. TO TOTAL ADV.	40	68
AGL. ADV. TO TOTAL ADV.	18	17
Lending to Weaker Section	10	21



**AGENDA NOTES AND BACKGROUND PAPERS FOR
MANIPUR SLBC MEETING**

Agenda -1

Adoption of minutes:

The minutes of State Level Bankers' Committee meeting held on 20.06.2015 has been circulated to all members. Since no request for amendment has been received, the House may adopt the minutes.

Agenda -2

Action taken report on the action points that emerged out of 42nd SLBC meeting for Manipur held on 20th June, 2015.

ACTION POINT	ACTION TAKEN
1. Non-performing Banks under MSME to start financing.	BOI, BOM, CAN, PSB have shown good performance under MSME. BOB, ICICI, IDBI, Indusind & Yes Bank have not started financing under MSME till June, 2015 quarter.
2. LDMs to follow new guidelines under classification of priority sector while submitting returns to RBI.	Followed as per guidelines.
3. Planning department to be advised to give completion report under building construction in unbanked blocks and give allotment letter.	Concerned department to apprise the House.
4. MDS to submit report on construction of building at unbanked blocks.	Concerned Department to apprise the House.
5. Formation of sub-committee on PMEGP.	Sub-committee formed comprising of the following members: DCs of all district, Director (Institutional Finance), SLBC Convener, Asst. Director (KVIC), CEO (MKVIB), Dy. Director (MSME), LDMs of all district, GM (DIC of all districts), SIDBI, Branch Head of commercial banks and Commerce & Industries Department.
6. Commissioner, Commerce & Industries to convene sub-committee meeting to discuss modality of implementation of PMEGP.	Meeting held on 05.09.2015.

Agenda -3

Review of Banking Key Indicators of Manipur

BANKING KEY INDICATORS OF MANIPUR (data last three quarters)

SI No	PARTICULARS	As on	As on	As on
1	Number of Branches	Quarter Ending 31.12.2014	Quarter Ending 31.03.2015	Quarter Ending 30.06.2015
	Rural	78	79	81
	Semi Urban	44	44	45
	Urban	44	44	44
	NEDFI, SIDBI & RIDF	3	3	3
	Total	169	170	173
2	Deposit (Rs: Crores)	5123.84	6090.56	5262.83
3	Advances (NBC) (Rs: Crores)	2165.58	2354.52	2370.49
4	C.D. Ratio	42	39	45
5	Priority Sector Advances (NBC) (Rs.Crores)	1481.21	1639.64	1623.65
6	% of Priority Sector to Net Bank Credit (40%)	68	70	68
(a)	Crop loans (Rs: Crores)	116.93	119.96	130.18
(b)	Agri. Term Loans including allied activities. (Rs: Crores)	281.72	320.05	268.81
	Total Agri. Advances (Rs: Crores)	398.65	440.01	398.99
	% of Agri. Advances to NBC (18%)	18%	19	17
(c)	SSI & Rural Artisans (% to Net Bank Credit-NBC) (Rs: Crores)	242.98 (11.22%)	271.05 (11.51%)	300.85 (12.69%)
(d)	Education Advances (% to NBC) (Rs: Crores)	37.21 (1.61%)	39.20 (1.66%)	35.17 (1.48%)
(e)	Housing Advances (% to NBC) (Rs: Crores)	295.94 (13.67%)	321.31 (13.64%)	329.84 (13.92%)
	Other Priority Sector Advances (% to Net Bank Credit-NBC) (Rs: Crores)	506.43 (23.39%)	568.08 (24.13%)	558.80 (23.57%)
	Total Priority Sector Advances (Rs: Crores)	1481.21	1639.64	1623.65

Development in Banking Operation in the State:

Deposits: There is an overall decrease in aggregate deposits by ` 827.73 crores during June, 2015 quarter over the March, 2015 quarter which is a decrease of 14 %. A YOY increase of ` 290.22 crores have been registered over June'14.

Details may be seen on page nos 6, 8, 25 & 26.

Advances: In advances also there has been an increase of ` 15.97 crores in aggregate advances during June, 2015 quarter over the March, 2014 level. And also there has been a YOY increase of ` 295.76 crore over June'14 level. Details may be seen on page nos. 6, 8, 25 & 26.

Priority Sector Advances: There has been an aggregate decrease of ` 15.99 crores during June'15 quarter over the March'15. Bankwise position of priority sector advances is given on page no 29.

C.D. Ratio:

The average C: D Ratio of all banks increase by 6% to 45% during the quarter. BOM, CAN, ICICI, IDBI, PNB, UCO, UNION and MSCB, have crossed the level of 60% and other Banks such as CBI, HDFC, SBI, SYN, IUCB & MPCB achieved above 40%. Details may be seen below and page no. 8.

Districtwise Position

The District wise position of comparative CD ratios as on 30.06.2015 and 31.03.2015 are given hereunder.

Amt. ` in lakhs

Sl. No.	Name of the District	Business Figure as on 30.06.2015		C D Ratio (%)	
		Deposit	Advance	As on 30.06.2015	As on 31.03.2015
1	Thoubal	25298.98	15288.20	60	66
2	Chandel	11117.95	7274.31	65	64
3	Churachnampur	32542.74	14680.52	45	43
4	Senapati	21842.45	17737.77	81	72
5	Imphal West	358744.80	145432.65	41	33
6	Imphal East	45325.83	20905.94	46	48
7	Bishnupur	11134.66	10041.94	90	82
8	Tamenglong	7698.43	2072.31	27	21
9	Ukhrul	12576.95	3615.35	29	25
TOTAL		526282.79	237048.99	45	39

Position of CD Ratio in Manipur State (An analysis as on 30.06.2015)

Credit Deposit ratio of all Banks in the state is 49 % against the National benchmark of 60%.

- The CD ratio in the following 4 districts –Bishnupur, Senapati, Chandel and Thoubal stood at above 60%.
- CD Ratio was highest in Bishnupur followed by Senapati and Chandel district.
- Other remaining districts i.e. Imphal West, Imphal East, Chuarachndpur, Tamenglong and Ukhrul District were having below 60% CD Ratio. Tamenglong District was having lowest CD ratio (27%).
- Banks which have registered CD ratio of below 60% need to initiate steps to improve their position.

BANK-WISE BUSINESS AND CREDIT DEPOSIT RATIO

As on 30.06.2015

Amt. ` in lakhs

Sl.No.	Bank	Deposit	Advances	Credit	Total	CDR1	CDR2	Investment (I)	(TC + I)	CDR3
		(D)	(A)	Utilise (CU)	Credit (TC)					
		AMT	AMT	AMT	AMT					
1	ALB	8580.00	3174.00	0.00	3174.00	37	37	0.00	3174.00	37
2	AXIS	34025.91	2875.81	11179.44	14055.25	8	41	0.00	14055.25	41
3	BOB	22480.00	4147.00	0.00	4147.00	18	18	0.00	4147.00	18
4	BOI	4738.53	1601.22	0.00	1601.22	34	34	0.00	1601.22	34
5	BOM	980.64	999.47	0.00	999.47	102	102	0.00	999.47	102
6	CAN	3246.93	2983.31	0.00	2983.31	92	92	0.00	2983.31	92
7	CBI	16185.38	7613.39	0.00	7613.39	47	47	0.00	7613.39	47
8	HDFC	17584.37	10079.18	0.00	10079.18	57	57	0.00	10079.18	57
9	ICICI	6233.00	4453.00	0.00	4453.00	71	71	0.00	4453.00	71
10	IDBI	2569.00	1614.90	0.00	1614.90	63	63	0.00	1614.90	63
11	INDUS	1163.53	7.48	0.00	7.48	1	1	0.00	7.48	1
12	IOB	5828.88	1942.38	0.00	1942.38	33	33	0.00	1942.38	33
13	PNB	9500.87	7608.85	0.00	7608.85	80	80	0.00	7608.85	80
14	PSB	13109.26	4646.36	0.00	4646.36	35	35	0.00	4646.36	35
15	SBI	211312.20	102947.93	0.00	102947.93	49	49	0.00	102947.93	49
16	SYN	1608.17	840.46	0.00	840.46	52	52	0.00	840.46	52
17	UBI	84393.49	32526.36	0.00	32526.36	39	39	0.00	32526.36	39
18	UCO	12561.77	7915.55	0.00	7915.55	63	63	0.00	7915.55	63
19	UNION	444.00	462.36	0.00	462.36	104	104	0.00	462.36	104
20	VJB	12560.84	3747.46	0.00	3747.46	30	30	0.00	3747.46	30
21	YES	8.24	0.00	0.00	0.00	0	0	0.00	0.00	0
ASCB-TOL		469115.01	202186.47	11179.44	213365.91	43	45	0.00	213365.91	45
22	MRB	20370.64	7321.31	0.00	7321.31	36	36	0.00	7321.31	36
RRB_TOL		20370.64	7321.31	0.00	7321.31	36	36	0.00	7321.31	36
23	IUCB	27183.66	13706.07	0.00	13706.07	50	50	11736.79	25442.86	94
24	MSCB	8403.70	13350.69	0.00	13350.69	159	159	0.00	13350.69	159
25	MPCB	307.85	168.68	0.00	168.68	55	55	0.00	168.68	55
26	MWCB	901.93	315.77	0.00	315.77	35	35	546.85	862.62	96
CO-TOL		36797.14	27541.21	0.00	27541.21	75	75	12283.64	39824.85	108
SUB-TOTAL		526282.79	237048.99	11179.44	248228.43	45	47	12283.64	260512.07	50
27	NEDFi		8926.18		8926.18				8926.18	
28	SIDBI		362.64		362.64				362.64	
29	RIDF		13338.72		13338.72				13338.72	
TOTAL		526282.79	259676.53	11179.44	270855.97	49	51	12283.64	283139.61	54

CDR1: CD ratio with Advance given by the bank

CDR2: CD ratio with Advance + Credit utilization in the state but sanctioned outside the state

CDR3: CD ratio with Advance + Credit utilisation + Investment by the bank

Agenpda 4:**Credit Flow to Agriculture Sector**

The Bank wise performance under AGL Sector is furnished below and also on page nos 30, 35, 41 and 42 of this booklet. The following banks have registered performance above the benchmark of 18% in AGL lending; ALB, ICICI, IDBI, PNB, UBI, MRB, MSCB, MPCB and MWCB. All other banks need to improve their AGL lending to at least a minimum level of 18%.

ANALYSIS OF ADVANCES UNDER AGRICULTURE

As 30.06.2015

Amt. ` in lakhs

Sl. No.	Banks	No. of A/c	Total OS	Demand Raised	Recovery		Overdues		Gross NPA		New Loans	% to total advance
					Amount	%	Amount	%	Amount	%		
1	ALB	272	783.00	199.00	0.31	0	198.69	100	8.00	1	24.00	25
2	AXIS	56	206.43	7.89	4.21	53	3.68	47	0.00	0	88.90	7
3	BOB	105	138.00	126.00	4.00	3	122.00	97	122.00	88	0.00	3
4	BOI	410	187.94	1.80	1.60	89	0.20	11	0.00	0	18.65	12
5	BOM	1	1.61	0.00	0.00	0	0.00	0	0.00	0	0.00	0
6	CAN	371	305.56	173.87	27.90	16	145.97	84	0.00	0	7.75	10
7	CBI	748	907.83	186.92	12.30	7	174.62	93	20.31	2	10.30	12
8	HDFC	1054	1240.73	347.18	288.58	83	58.60	17	0.00	0	369.85	12
9	ICICI	4148	3955.00	0.00	0.00	0	0.00	0	0.00	0	1615.00	89
10	IDBI	1177	585.00	0.00	0.00	0	0.00	0	0.00	0	0.00	36
11	INDUS	0	0.00	0.00	0.00	0	0.00	0	0.00	0	0.00	0
12	IOB	150	152.51	34.29	4.29	13	30.00	87	36.82	24	3.00	8
13	PNB	8576	4975.95	402.00	277.30	69	124.70	31	349.90	7	10.00	65
14	PSB	93	182.42	13.25	5.27	40	7.98	60	8.52	5	0.00	4
15	SBI	12424	9198.08	3040.78	830.95	27	2209.83	73	1811.76	20	350.83	9
16	SYN	4	13.91	0.05	0.05	100	0.00	0	0.00	0	0.00	2
17	UBI	7936	6687.94	1348.32	686.91	51	661.41	49	766.09	11	951.30	21
18	UCO	749	1070.07	170.40	9.39	6	161.01	94	96.91	9	68.77	14
19	UNION	0	0.00	0.00	0.00	0	0.00	0	0.00	0	0.00	0
20	VJB	170	258.23	43.00	19.93	46	23.07	54	14.59	6	341.57	7
21	YES	0	0.00	0.00	0.00	0	0.00	0	0.00	0	0.00	0
ASCB_TOL		38444	30850.21	6094.75	2172.99	36	3921.76	64	3234.90	10	3859.92	15
22	MRB	10210	2486.46	298.45	198.84	67	99.61	33	107.74	4	280.58	34
RRB_TOL		10210	2486.46	298.45	198.84	67	99.61	33	107.74	4	280.58	34
23	IUCB	263	155.80	38.95	25.40	65	13.55	35	13.55	9	165.21	1
24	MSCB	5706	6134.31	4215.04	43.96	1	4171.08	99	4625.20	75	65.70	46
25	MPCB	127	112.57	50.50	28.65	57	21.85	43	0.16	0	16.30	67
26	MWCB	248	159.85	2.25	2.25	100	0.00	0	0.00	0	48.85	51
CO-OP_TOL		6344	6562.53	4306.74	100.26	2	4206.48	98	4638.91	71	296.06	24
TOTAL		54998	39899.20	10699.94	2472.09	23	8227.85	77	7981.55	20	4436.56	17
LAST QUARTER DATA												
TOTAL		55096	44000.76	10757.3	2933.47	27	7823.83	73	7075.35	16	16612.78	19

Agenda 5: BANKWISE SUMMARY OF FINANCE TO MSME SECTOR

As on 30.06.2015

Amt. ` in lakhs

BANKS	MICRO				SMALL				MEDIUM				SME TOTAL					Growth over Mar,15 Qtr ended
	Disbursal during the Qtr.		Outstanding at end of Qtr.		Disbursal During the Qtr.		Outstanding at end of Qtr.		Disbursal during the Qtr.		Outstanding at end of Qtr.		SME Disbursals during the Qtr.	Target for the F.Y.	Cumulative Disbursal till Qtr.	Total O/s as on 31.03.2015	Total O/s At the end of Qtr	
	NO.	AMT	NO.	AMT	NO.	AMT	NO.	AMT	NO.	AMT	NO.	AMT						
ALB	7	28	217	609	0	0.00	2	258	0	0.00	0	0	28	678	28	1080	867	-20
AXIS	17	18	48	833	0	0.00	4	243	0	0.00	0	0	18	1788	18	1064	1076	1
BOB	0	0	777	2646	0	0.00	0	0	0	0.00	0	0	0	1238	0	2765	2646	-4
BOI	45	234	421	812	0	0.00	0	0	0	0.00	0	0	234	396	234	471	812	72
BOM	4	520	8	181	0	0.00	0	0	0	0.00	0	0	520	38	520	72	181	152
CAN	88	221	400	657	0	0.00	0	0	0	0.00	0	0	221	173	221	565	657	16
CBI	23	148	1090	4888	0	0.00	0	0	0	0.00	0	0	148	1211	148	4721	4888	4
HDFC	52	158	353	3011	0	0.00	0	0	0	0.00	0	0	158	1842	158	1495	3011	101
ICICI	0	0	5	58	0	0.00	0	0	0	0.00	0	0	0	442	0	51	58	14
IDBI	0	0	65	840	0	0.00	0	0	0	0.00	0	0	0	91	0	922	840	-9
INDUS	0	0	0	0	0	0.00	0	0	0	0.00	0	0	0	52	0	0	0	0
IOB	5	21	401	969	0	0.00	0	0	0	0.00	0	0	21	387	21	928	969	4
PNB	20	51	339	1219	0	0.00	0	0	0	0.00	0	0	51	711	51	1226	1219	-1
PSB	69	314	1148	2659	0	0.00	0	0	0	0.00	0	0	314	1088	314	3233	2659	-18
SBI	931	3625	27122	33167	0	0.00	62	308	0	0.00	0	0	3625	19642	3625	32154	33475	4
SYN	29	99	72	206	0	0.00	0	0	0	0.00	0	0	99	61	99	152	206	35
UBI	322	586	6015	9925	0	0.00	18	918	0	0.00	0	0	586	8858	586	10102	10843	7
UCO	6	25	1449	2311	0	0.00	0	0	0	0.00	0	0	25	1686	25	2030	2311	14
UNION	0	0	16	16	0	0.00	0	0	0	0.00	0	0	0	20	4	4	16	275
VJB	77	429	1105	2039	0	0.00	0	0	0	0.00	0	0	429	1395	429	1692	2039	20
YES	0	0	0	0	0	0.00	0	0	0	0.00	0	0	0	40	0	0	0	0
ASCB_TOL	1695	6475	41051	67047	0	0.00	86	1727	0	0.00	0	0	6475	41837	6480	64728	68774	6
MRB	112	215	2885	2932	0	0.00	0	0	0	0.00	0	0	215	1891	215	3075	2932	-5
RRB_TOL	112	215	2885	2932	0	0.00	0	0	0	0.00	0	0	215	1891	215	3075	2932	-5
IUCB	27	261	1515	8093	0	0.00	7	168	0	0.00	0	0	261	2114	261	9896	8261	-17
MSCB	10	28	5672	5829	0	0.00	0	0	0	0.00	0	0	28	853	29	5892	5829	-1
MPCB	1	1	136	51	0	0.00	0	0	0	0.00	0	0	1	86	1	55	51	-7
MWCB	9	29	68	118	0	0.00	0	0	0	0.00	0	0	29	50	29	267	118	-56
CO-OP_TOL	47	319	7391	14091	0	0.00	7	168	0	0.00	0	0	319	3103	319	16109	14259	-11
TOTAL	1854	7009	51327	84070	0	0.00	93	1895	0	0.00	0	0	7009	46831	7013	83913	85965	2

The Bank-wise performance data under MSME is furnished above. There has been an aggregate increased of Rs. 20.52 crores from the March, 2015 level

Agenda 6:

Annual Credit Plan 2015-16 Bankwise Target

Amt. ` in lakhs

Bank	Agriculture		KCC		Industries		Education Loan		Housing Loan		Other Priority Sector	Priority Sec. Total	Non-Priority	Grand Total	SHG Linkage				JLG
	Target	Target	Target	Target	Target	Target	Target	Target	Target	Target	Target	Target	Target	Deposit Link		Credit Link			
	AMT	NO.	AMT	AMT	NO.	AMT	NO.	AMT	AMT	AMT	AMT	AMT	AMT	No.	Amt.	No.	Amt.	No.	
ALB	445.80	596	298.00	233.00	13	66.45	41	211.80	445.20	445.20	1402.25	474.60	1876.85	80	0.80	40	25.00	32	
AXIS	1653.00	1986	993.00	551.00	39	184.00	129	667.00	1237.00	1237.00	4292.00	1226.00	5518.00	100	1.00	50	25.00	50	
BOB	844.00	1126	563.00	363.00	28	138.00	111	575.00	875.00	875.00	2795.00	969.00	3764.00	80	0.80	40	20.00	40	
BOI	549.00	676	338.00	162.00	7	33.00	19	97.00	234.00	234.00	1075.00	168.00	1243.00	60	0.60	30	15.00	30	
BOM	26.00	36	18.00	11.00	1	5.00	3	18.00	27.00	27.00	87.00	30.00	117.00	20	0.20	10	5.00	10	
CAN	195.00	216	108.00	63.00	5	25.00	15	76.00	110.00	110.00	469.00	127.00	596.00	80	0.80	40	20.00	40	
CBI	1369.70	1596	798.00	436.90	22	108.40	64	326.63	774.00	774.00	3015.63	593.00	3608.63	160	1.60	80	45.00	73	
HDFC	2215.30	2424	1212.00	724.70	36	159.70	71	367.00	1117.60	1117.60	4584.30	1418.00	6002.30	100	1.00	50	30.00	42	
ICICI	483.00	590	295.00	156.00	10	45.00	32	164.00	286.00	286.00	1134.00	291.00	1425.00	120	1.20	60	30.00	60	
IDBI	62.00	82	41.00	27.00	2	10.00	8	42.00	64.00	64.00	205.00	71.00	276.00	20	0.20	10	5.00	10	
INDUS	35.00	46	23.00	15.00	1	6.00	5	24.00	37.00	37.00	117.00	40.00	157.00	20	0.20	10	5.00	10	
IOB	359.00	456	228.00	141.00	8	39.00	28	144.00	246.00	246.00	929.00	348.00	1277.00	40	0.40	20	10.00	20	
PNB	821.00	1002	501.00	253.00	13	64.00	45	232.00	458.00	458.00	1828.00	300.00	2128.00	40	0.40	20	10.00	20	
PSB	1396.00	1676	838.00	402.00	18	88.00	62	314.00	686.00	686.00	2886.00	352.00	3238.00	80	0.80	40	20.00	40	
SBI	23510.93	26510	13255.00	7164.40	345	1586.80	1085	5702.87	12477.20	12477.20	50442.20	13321.40	63763.60	770	7.70	385	255.00	290	
SYN	41.00	54	27.00	18.00	1	7.00	5	28.00	43.00	43.00	137.00	47.00	184.00	20	0.20	10	5.00	10	
UBI	13829.00	16916	8458.00	3435.65	158	733.86	372	1932.00	5422.40	5422.40	25352.91	5504.00	30856.91	360	3.60	180	100.00	168	
UCO	3099.80	3744	1872.00	644.51	23	106.82	57	295.80	1041.20	1041.20	5188.13	793.00	5981.13	220	2.20	110	60.00	103	
UNION	10.00	12	6.00	10.00	1	5.00	1	6.00	10.00	10.00	41.00	11.00	52.00	20	0.20	10	5.00	10	
VJB	1103.60	1454	727.00	425.70	28	134.72	92	478.60	969.70	969.70	3112.32	938.00	4050.32	110	1.10	55	35.00	42	
YES	27.00	36	18.00	12.00	1	5.00	4	19.00	28.00	28.00	91.00	31.00	122.00	20	0.20	10	5.00	10	
ACSB	52075.13	61234	30617.00	15248.86	760	3550.75	2248	11720.70	26588.30	26588.30	109183.74	27053.00	136236.74	2520	25.20	1260	730.00	1110	
MRB	3201.00	3898	1949.00	808.00	28	138.00	79	405.00	1083.00	1083.00	5635.00	1052.00	6687.00	400	4.00	170	85.00	170	
RRB	3201.00	3898	1949.00	808.00	28	138.00	79	405.00	1083.00	1083.00	5635.00	1052.00	6687.00	400	4.00	170	85.00	170	
IUCB	2081.00	2594	1297.00	704.00	41	205.00	154	795.00	1410.00	1410.00	5195.00	1167.00	6362.00	160	1.60	80	40.00	80	
MSCB	1307.30	1434	717.00	339.80	13	65.00	41	213.30	512.70	512.70	2438.10	643.00	3081.10	180	2.00	80	40.00	80	
MPCB	243.00	294	147.00	36.00	1	5.00	2	10.00	50.00	50.00	344.00	26.00	370.00	20	0.20	10	5.00	10	
MWCB	34.00	46	23.00	15.00	1	6.00	4	23.00	35.00	35.00	113.00	39.00	152.00	20	0.20	10	5.00	10	
CO-OP	3665.30	4368	2184.00	1094.80	57	281.00	202	1041.30	2007.70	2007.70	8090.10	1875.00	9965.10	380	4.00	180	90.00	180	
TOTAL	58941.43	69500	34750.00	17151.66	845	3969.75	2529	13167.00	29679.00	29679.00	122908.84	29980.00	152888.84	3300	33.20	1610	905.00	1460	

Annual Credit Plan 2015 -16 Districtwise Target

Amt. ` in lakhs

District	Agriculture	KCC		Industries	Education Loan		Housing Loan		Other Priority Sector	Priority Sec. Total	Non-Priority	Grand Total	SHG Linkage				JLG
	Target	Target	Target	Target	Target	Target	Target	Target	Target	Target	Target	Deposit Link		Credit Link			
	AMT	NO.	AMT	AMT	NO.	AMT	NO.	AMT	AMT	AMT	AMT	AMT	No.	Amt.	No.	Amt.	
Thoubal	7200.00	8600	4300.00	2500.00	64	320.00	80	400.00	1800.00	12220.00	5300.00	17520.00	380	3.80	150	75.00	150
Chandel	3700.00	4700	2350.00	1120.00	12	60.00	30	300.00	1500.00	6680.00	2050.00	8730.00	140	1.40	70	35.00	70
Churachandpur	8500.00	8000	4000.00	1400.00	141	450.00	280	1400.00	2900.00	14650.00	1900.00	16550.00	320	3.20	160	80.00	160
Senapati	4521.43	3800	1900.00	2081.66	66	329.75	90	467.00	3629.00	11028.84	3080.00	14108.84	400	4.00	200	200.00	50
Imphal West	13500.00	18000	9000.00	5800.00	440	2200.00	1769	9200.00	14000.00	44700.00	15500.00	60200.00	1040	10.40	520	260.00	520
Imphal East	8500.00	10000	5000.00	2250.00	80	400.00	240	1200.00	3300.00	15650.00	750.00	16400.00	540	5.40	270	135.00	270
Bishnupur	7350.00	8900	4450.00	1100.00	14	70.00	40	200.00	1500.00	10220.00	800.00	11020.00	240	2.40	120	60.00	120
Tamenglong	4420.00	6200	3100.00	450.00	12	60.00	0	0.00	550.00	5480.00	300.00	5780.00	100	1.20	50	25.00	50
Ukhrul	1250.00	1300	650.00	450.00	16	80.00	0	0.00	500.00	2280.00	300.00	2580.00	140	1.40	70	35.00	70
TOTAL	58941.43	69500	34750.00	17151.66	845	3969.75	2529	13167.00	29679.00	122908.84	29980.00	152888.84	3300	33.20	1610	905.00	1460

Sector-wise Target and achievement as on 30.06.2015 under ACP 2015-16 are given below:

Amt. ` in lakhs

SI.No.	Sector	Target	Achievement as on 31.03.2015	% of achievement
1	Agriculture & Allied activities	58941.43	4436.56	8
2	SSI	17151.66	1668.82	10
3	Education	3969.75	130.33	3
4	Housing	13167.11	1705.24	13
5	Other Priority Sector	29679.00	5344.54	18
	Total Priority Sector	122908.84	13285.49	11
6	Non-Priority Sector	29980.00	8404.05	28
	Grand Total	152888.84	21689.54	14

The Bankwise performance is shown on next page.

PERFORMANCE UNDER ANNUAL CREDIT PLAN FOR CURRENT FINANCIAL YEAR

As on 30.06.2015

Amt. ` in lakhs

BANK	AGRICULTURE			CROP LOAN				INDUSTRY			EDUCATION LOAN			HOUSING LOAN			OTHER PRIORITY LOAN			PRIORITY TOTAL			NON PRIORITY			GRAND TOTAL		
	T	A	%	No. of Cards	T	A	%	T	A	%	T	A	%	T	A	%	T	A	%	T	A	%	T	A	%	T	A	%
ALB	445.80	24.00	5	0	298.00	0.00	0	233.00	28.00	12	66.45	2.50	4	211.80	75.00	35	445.20	0.00	0	1402.25	129.50	9	474.60	857.00	181	1876.85	986.50	53
AXIS	1653.00	88.90	5	0	993.00	0.00	0	551.00	18.18	3	184.00	0.00	0	667.00	186.79	28	1237.00	0.00	0	4292.00	293.87	7	1226.00	66.51	5	5518.00	360.38	7
BOB	844.00	0.00	0	0	563.00	0.00	0	363.00	0.00	0	138.00	0.00	0	575.00	45.00	8	875.00	0.00	0	2795.00	45.00	2	969.00	35.00	4	3764.00	80.00	2
BOI	549.00	18.65	3	1	338.00	1.00	0	162.00	23.15	14	33.00	10.00	30	97.00	31.45	32	234.00	210.42	90	1075.00	293.67	27	168.00	28.00	17	1243.00	321.67	26
BOM	26.00	0.00	0	0	18.00	0.00	0	11.00	500.00	4545	5.00	0.00	0	18.00	0.00	0	27.00	19.50	72	87.00	519.50	597	30.00	0.11	0	117.00	519.61	444
CAN	195.00	7.75	4	0	108.00	0.00	0	63.00	40.25	64	25.00	3.88	16	76.00	10.24	13	110.00	180.26	164	469.00	242.38	52	127.00	125.84	99	596.00	368.22	62
CBI	1369.70	10.30	1	4	798.00	1.90	0	436.90	42.90	10	108.40	20.00	18	326.63	12.50	4	774.00	105.00	14	3015.63	190.70	6	593.00	58.12	10	3608.63	248.82	7
HDFC	2215.30	369.85	17	0	1212.00	0.00	0	724.70	87.54	12	159.70	4.00	3	367.00	57.54	16	1117.60	70.84	6	4584.30	589.77	13	1418.00	662.30	47	6002.30	1252.07	21
ICICI	483.00	1615.00	334	455	295.00	335.00	114	156.00	0.00	0	45.00	0.00	0	164.00	0.00	0	286.00	0.00	0	1134.00	1615.00	142	291.00	147.00	51	1425.00	1762.00	124
IDBI	62.00	0.00	0	0	41.00	0.00	0	27.00	0.00	0	10.00	0.00	0	42.00	0.00	0	64.00	0.00	0	205.00	0.00	0	71.00	0.00	0	276.00	0.00	0
INDUS	35.00	0.00	0	0	23.00	0.00	0	15.00	0.00	0	6.00	0.00	0	24.00	0.00	0	37.00	0.00	0	117.00	0.00	0	40.00	0.00	0	157.00	0.00	0
IOB	359.00	3.00	1	0	228.00	0.00	0	141.00	4.75	3	39.00	0.00	0	144.00	26.51	18	246.00	16.25	7	929.00	50.51	5	348.00	12.85	4	1277.00	63.36	5
PNB	821.00	10.00	1	20	501.00	10.00	2	253.00	43.30	17	64.00	23.10	36	232.00	15.00	6	458.00	7.50	2	1828.00	98.90	5	300.00	101.20	34	2128.00	200.10	9
PSB	1396.00	0.00	0	0	838.00	0.00	0	402.00	313.78	78	88.00	21.00	24	314.00	0.00	0	686.00	0.00	0	2886.00	334.78	12	352.00	91.00	26	3238.00	425.78	13
SBI	23510.93	350.83	1	455	13255.00	290.10	2	7164.40	108.12	2	1586.80	35.36	2	5702.87	782.44	14	12477.20	3517.31	28	50442.20	4794.06	10	13321.40	5034.13	38	63763.60	9828.19	15
SYN	41.00	0.00	0	0	27.00	0.00	0	18.00	97.50	542	7.00	1.35	19	28.00	8.00	29	43.00	1.10	3	137.00	107.95	79	47.00	121.75	259	184.00	229.70	125
UBI	13829.00	951.30	7	136	8458.00	104.78	1	3435.65	145.26	4	733.86	8.34	1	1932.00	164.89	9	5422.40	441.02	8	25352.91	1710.81	7	5504.00	249.21	5	30856.91	1960.02	6
UCO	3099.80	68.77	2	17	1872.00	16.99	1	644.51	0.00	0	106.82	0.00	0	295.80	50.00	17	1041.20	24.53	2	5188.13	143.30	3	793.00	108.30	14	5981.13	251.60	4
UNION	10.00	0.00	0	0	6.00	0.00	0	10.00	0.00	0	5.00	0.00	0	6.00	0.00	0	10.00	4.36	44	41.00	4.36	11	11.00	0.00	0	52.00	4.36	8
VJB	1103.60	341.57	31	0	727.00	0.00	0	425.70	23.00	5	134.72	0.00	0	478.60	97.38	20	969.70	405.80	42	3112.32	867.75	28	938.00	150.00	16	4050.32	1017.75	25
YES	27.00	0.00	0	0	18.00	0.00	0	12.00	0.00	0	5.00	0.00	0	19.00	0.00	0	28.00	0.00	0	91.00	0.00	0	31.00	0.00	0	122.00	0.00	0
ASCB_TOL	52075.13	3859.92	7	1088	30617.00	759.77	2	15248.86	1475.73	10	3550.75	129.53	4	11720.70	1562.74	13	26588.30	5003.89	19	109183.74	12031.81	11	27053.00	7848.32	29	136236.74	19880.13	15
MRB	3201.00	280.58	9	782	1949.00	252.87	13	808.00	85.15	11	138.00	0.00	0	405.00	75.00	19	1083.00	129.75	12	5635.00	570.48	10	1052.00	110.84	11	6687.00	681.32	10
RRB_TOL	3201.00	280.58	9	782	1949.00	252.87	13	808.00	85.15	11	138.00	0.00	0	405.00	75.00	19	1083.00	129.75	12	5635.00	570.48	10	1052.00	110.84	11	6687.00	681.32	10
IUCB	2081.00	165.21	8	0	1297.00	0.00	0	704.00	62.44	9	205.00	0.00	0	795.00	65.00	8	1410.00	198.40	14	5195.00	491.05	9	1167.00	381.45	33	6362.00	872.50	14
MSCB	1307.30	65.70	5	1	717.00	0.20	0	339.80	26.50	8	65.00	0.00	0	213.30	0.00	0	512.70	2.00	0	2438.10	94.20	4	643.00	61.94	10	3081.10	156.14	5
MPCB	243.00	16.30	7	16	147.00	16.30	11	36.00	1.00	3	5.00	0.00	0	10.00	0.00	0	50.00	0.00	0	344.00	17.30	5	26.00	1.50	6	370.00	18.80	5
MWCB	34.00	48.85	144	0	23.00	0.00	0	15.00	18.00	120	6.00	0.80	13	23.00	2.50	11	35.00	10.50	30	113.00	80.65	71	39.00	0.00	0	152.00	80.65	53
CO-OP_TOL	3665.30	296.06	8	17	2184.00	16.50	1	1094.80	107.94	10	281.00	0.80	0	1041.30	67.50	6	2007.70	210.90	11	8090.10	683.20	8	1875.00	444.89	24	9965.10	1128.09	11
TOTAL	58941.43	4436.56	8	1887	34750.00	1029.14	3	17151.66	1668.82	10	3969.75	130.33	3	13167.00	1705.24	13	29679.00	5344.54	18	122908.84	13285.49	11	29980.00	8404.05	28	152888.84	21689.54	14

T=Target A=Achieved

Agenda – 7

Progress in setting RSETI

Name of the Banks/ FI	Allotted Districts	Status	No. of Training (cumulative)	No. of bank loan availed (cumulative)
State Bank of India	Chura-chandpur	RSETI at Churachandpur has started functioning.	39 training programmes conducted (792 trainees)	Banks have financed 5 trainees amounting ` 20.73 lakhs. 42 trainees self financed amounting 50.09 lakhs and 24 trainees are under employment.
As advised by Corporate Centre, SBI, the capital subsidy scheme for RSETI building has since been closed by MoRD, with effect from 01 st April, 2015 and no new RSETIs could be opened until further order.				

Agenda – 8

Bank Branch Expansion

As decided in the SLBC, Sub committee meeting held on 14.02.2013 at the Conference Hall of Manipur Secretariat the Banks have been allotted to open their Branches in the unbanked blocks as given in page nos. 16-17.

Following a meeting Chaired by hon'ble CM on 28.04.2014, it has now been decided to prioritise opening of banks in the following unbanked blocks of the state within 2014-2015:-

Prioritise 10 Un-banked Blocks from Un-banked Blocks

Sl. No.	Name of District	Name of Block	Name of Centre	Name of bank allotted for opening their branch	Remarks
1.	Churachandpur	Thanlon TD Block	Thanlon	SBI	Branch already open and functioning from Churachandpur due to security reason.
2.		Henglep TD Block	Henglep	ICICI	ICICI Bank reported that there are connectivity issues, commutation and lack of infrastructure.
3.		Samulamian TD Block	Samulamian	PNB	The PNB Imphal has already conveyed proposal for opening branch to their Circle Authorities for approval.
4.	Tamenglong	Tamei TD Block	Tamei	SBI	2 CSP already functional in the area. LDM visited the site on 26.11.2014. Proposal for opening the branch sent to Local Head Office.
5.		Khoupum TD Block	Khoupum	UCO	UCO Bank Imphal branch visited the site of BDO office on 21.12.2014. It has been reported that 50% of the building is completed. Infrastructure such as electricity, water supply boundary wall not complete. No police outpost. Road condition from Bishunpur is very bad. Communicated to Bank's Zonal Office, Agartala for further instruction.
6.	Chandel	Tengnoupal TD Block	Tengnoupal	MRB	MRB Branch opened on 29.03.2012 and functioning from Assam Rifle camp. Bank will be shifted in after the building is handed over to Bank.
7.		Machi TD Block	Machi	BOB	Bank of Baroda visited the site on 17.09.2014, construction of building 90% complete. Will open the branch when handed over the building.
8.	Senapati	Island TD Block	Island	IOB	IOB informed that they will open Bank branch when building is handed over.
9.		Wilong TD Block	Wilong	VJB	VJB Imphal branch have written to Controlling Office for permission to open the branch. Visted the site on 07.01.2015 and informed that 80% of construction is completed.
10.	Ukhrul	Phungyar TD Block	Phungyar	CBI	Official visited the site on 24.09.2014. No further information received. Bank has been asked to update the position.

UN-BANKED BLOCKS IN THE STATE OF MANIPUR

Sl. No.	Name of District	Name of Block	Name of Centre	Name of bank allotted for opening their branch	Remarks
1.	Ukhrul	Chingai TD	Chingai	VJB	VJB Imphal branch have written to Controlling Office for permission to open the branch.
2.	Ukhrul	Kasom Khullen TD	Kasom Khullen	PSB	Bankl visited the site on 19.12.2014. Construction of the building will take atleast 2 months to complete. Quarter barrack for police security not complete. Water and electricity not yet connected. Bank will open after completion of the adequate arrangement.
3.	Ukhrul	Lunchungmaiphei TD	Lunchungmaiphei	BOB	Bank official visited the site on 09.12.2014. Building construction is 70% complete.
4.	Ukhrul	Phungyar TD	Phungyar	CBI	Official visited the site on 24.09.2014. Bank has been asked to update the position.
5.	Senapati	Willong TD	Willong	VJB	VJB Imphal branch have written to Controlling Office for permission to open the branch. Visted the site on 07.01.2015 and informed that 80% of construction is completed.
6.	Senapati	T. Waichong TD	T. Waichong	PSB	Bank official visited the site on 14.12.2014. Bank building is complete. Boundary wall of the BDO complex and police barrack not yet completed. Electricity and water connection not yet done.
7.	Senapati	Phaibung Khullen TD	Phaibung Khullen	UCO	UCO Bank Imphal branch has written to Zonal Manager, Agartala asking for permission to visit the allotted Block.
8.	Senapati	Purul TD	Purul	ALB	ALB reported that the building is 20% complete. The Bank said that staff deployment will be problem since they are opening new branches at Kangpokpi, Porompat and Kakching. Matter referred to higher authority.
9.	Senapati	Island TD	Island	IOB	IOB informed that they will open Bank branch when building is handed over.
10.	Senapati	Saitu Gamphazol TD	Saitu Gamphazol	PNB	SBI Sapormeina Branch opened on 20.03.2013
11.	Senapati	Paomata TD	Paomata	MSCB	The Bank is prepared to open the branch when the building is handed over. Visited the site on 21.11.2014 and informed that 70% of construction is completed.
12.	Chandel	Machi TD	Machi	BOB	Bank of Baroda visited the site on 17.09.2014, construction of building 90% complete. Will open the branch when handed over the building.
13.	Chandel	Khenjoy TD	Khenjoy	ICICI	As per survey, Khenjoy Block is not accessible through Chakpikarong. It can be reached though Tengnoupal (Moreh Road) and that too 80 km. There is transportation and connectivity problem. As per MDS report, only 30% work completed.
14.	Chandel	Tengnoupal TD	Tengnoupal	MRB	MRB Branch opened on 29.03.2012 at Assam Rifle camp. Bank will be shifted in after building is handed over to Bank.

Sl. No.	Name of District	Name of Block	Name of Centre	Name of bank allotted for opening their branch	Remarks
15.	Tamenglong	Tousem TD	Tousem	UBI	UBI informed that presently the branch is functioning from Tamenglong and will shift when building is completed. LDM visited the site on 18.12.2014 and informed that 30% of construction is completed.
16.	Tamenglong	Tamei TD	Tamei	SBI	2 CSP already functional in the area. Proposal for opening the branch sent to Local Head Office.
17.	Tamenglong	Nungba TD	Nungba	MRB	Bank has made necessary arrangement to open the branch once the premise is formally handed to Bank.
18.	Tamenglong	Khoupum TD	Khoupum	UCO	UCO Bank Imphal branch visited the site of BDO office on 21.12.2014. It has been reported that 50% of the building is completed. Infrastructure such as electricity, water supply boundary wall not complete. No police outpost. Road condition from Bishunpur is very bad. Communicated to Bank's Zonal Office, Agartala for further instruction.
19.	Churachandpur	Lamka South TD	Lamka	MRB	MRB Branch opened on 29.03.2012 and functioning from Assam Rifle camp.
20.	Churachandpur	Henglep TD	Henglep	ICICI	ICICI Bank reported that there are connectivity issues, commutation and lack of infrastructure.
21.	Churachandpur	Tipaimukh TD	Tipaimukh	AXIS	The Bank has visited the site. They have taken the matter to competent authority for doing the needful.
22.	Churachandpur	Sangaiкот TD	Sangaiкот	AXIS	The Bank has visited the site. They have taken the matter to competent authority for doing the needful.
23.	Churachandpur	Vangai Range TD	Vangai Range	HDFC	Bank has been asked to update the position.
24.	Churachandpur	Samulamlan TD	Samulamlan	PNB	The PNB Imphal has already conveyed proposal for opening branch to their Circle Authorities for approval.
25.	Churachandpur	Saikot TD	Saikot	MSCB	The Bank Board on 02.05.2014 resolved to open allotted Bank branch. The Bank is prepared to open the branch when the building is officially handed over. Visited the site on 21.11.2014 and informed that 90% of construction is completed.
26.	Churachandpur	Thanlon TD	Thanlon	SBI	Branch already open and functioning from Churachandpur due to security reason.
27.	Churachandpur	Lanva TD	Pearsonmun	SBI	SBI Pearsonmun Branch opened on 31.03.2012

Total unbanked blocks identified as on 14.02.2013 : 27
 Already opened : 05
 Pending as on 30.06.2015 : 22

Bank Branches opened upto 2nd quarter of financial year 2015-16 is furnished hereunder:

Sl. No.	Bank	Name of Branch	District	Date of opening	Remarks
01.	ALB	Porompat	Imphal East	28.05.2015	Normal branch expansion
02.	ALB	Kakching	Thoubal	28.05.2015	-do-
03.	ICICI	Mantripukhri	Imphal East	01.06.2015	-do-

PROPOSED BANK BRANCHES TO BE OPENED IN 2015-16

Name of Bank	Proposed Branch to be opened	Proposed date of opening/ Date of Opening
SBI	1. Tamei	2015-2016
	2. Ema Market	2015-2016
	3. Lilong	2015-2016
	4. Nambol	2015-2016
CBI	1. Porompat	2015-2016
MRB	1. Nungba	2015-2016
UBI	1. Porompat	2015-2016
Axis Bank	1. Tamenglong	2015-2016
Canara Bank	1. Senapati	2015-2016
	2. Tamenglong	2015-2016
	3. Chandel	2015-2016
	4. Ukhrol	2015-2016
	5. Bishnupur	2015-2016
HDFC	1. Imphal	2015-2016
	2. Moreh	2015-2016
ICICI	1. Secretariat	2015-2016
IOB	1. Imphal East	2015-2016
	2. Moreh	2015-2016
	3. Churachandpur	2015-2016

Agenda 9: Finance under Joint Liability Groups(JLGs)

As on 30.06.2015

Amt ` in lakhs

Sl. No	Bank/ Institution	No.	Amt.
1.	ALB	8	8.00
2.	MRB	38	41.65
3.	NEDFI	55	36.70
Total		101	86.35

CREDIT FLOW TO THE MEMBERS OF MINORITY COMMUNITIES.

The Government of India, Ministry of Welfare, has notified the following as minority communities:

(i) Muslims (ii) Christians (iii) Sikhs (iv) Buddhist (v) Zoroastrians
 Manipur state has 9 revenue districts, out of these the following 6 districts having minority concentration namely: (1) Senapati (2) Ukhrul (3) Chandel (4) Churachandpur (5) Tamenglong and (6) Thoubal.

The status reports received from the 6 districts of the state as on 30.06.2015 are as follows.

Name of district	Muslims		Christians		Total		% to P.S. advs
	No	Amt.	No	Amt.	No	Amt.	
Thoubal	2178	1712.20	-	-	2178	1712.20	15
Chandel	299	150.27	3619	2516.11	3918	2666.38	60
Churachandpur	300	760.21	5112	5053.08	5412	5813.29	59
Senapati	-	-	8128	8122.17	8128	8122.17	77
Tamenglong	-	-	1472	1592.30	1472	1592.30	90
Ukhrul	-	-	1988	2113.17	1988	2113.17	77

REVIEW OF PROGRESS ON FINANCING SELF HELP GROUPS (SHGs)

- Nos. of SHGs formed in the States since 1.4.2000 is 26655 and during the current year 196 SHGs have been formed.
- No: of SHGs which have taken up economic activities -22027

Progress during 2015-16

(Disbursement from 01.04.2015 to 31.03.2016)

Target (Amt. ` in lakhs)	905.00
Achievement (Amt. ` in lakhs)	Rs: 55.10

**DISTRICTWISE POSITION OF SELF HELP GROUPS
IN MANIPUR (STATE) AS ON 30.06.2015**

SI No	District	No of SHGs formed	No of women SHGs	No of SHGs taken up economic activities
1	Thoubal	5353	5081	4318
2	Chandel	996	897	922
3	Churachandpur	2301	2170	1831
4	Senapati	3801	3670	3237
5	Imphal West	6630	5787	5128
6	Imphal East	2805	2552	2443
7	Bishnupur	2449	2200	2174
8	Tamenglong	882	808	693
9	Ukhrul	1438	1318	1282
TOTAL		26655	24485	22027

FINANCE MADE TO SELF HELP GROUPS IN LAST TWO AND CURRENT YEARS

	April'13 to June '13	April'14 to June'14	April 15 to June'15
No of SHGs	163	58	61
No of Members	2196	777	817
Bank loan (Rs in Cr)	1.43	0.39	0.55
Per group loan (Rs. in thousand)	88	67	90
Per member loan (Rs. in thousand)	6.51	5.02	6.73
Growth Rate (%) (In Nos.)	-32.08	-64.42	5.17

Progress Under SHG Bank Linkage During the Year (2015-16)

As. on 30.06.2015

Sl No	Name of the district	SHG Deposit Linkage
		Deposit Linkage during the year
1	Thoubal	32
2	Chandel	5
3	Churachandpur	32
4	Senapati	0
5	Imphal West	107
6	Imphal East	6
7	Bishnupur	5
8	Tamenglong	10
9	Ukhrul	0
TOTAL		197

Bank wise SHG Performance position is placed on page nos. 37 & 38 of this Booklet.

BANKING PROFILE

Convenor: State Bank of India

Current Quarter

As on 30.06.2015

Amount` in lakhs

Sl. No.	Profile	Comm. Banks	RRBs	Co-op Banks	SUB TOTAL	NEDFi, SIDBI & RIDF	Total
1	Branch Network	122	28	20	170	3	173
2	Aggregate Deposit	469115.01	20370.64	36797.14	526282.79	NA	526282.79
3	Aggregate Advances	202186.47	7321.31	27541.21	237048.99	22627.54	259676.53
4	C:D Ratio (Avg)	43	36	75	45	NA	49
5	Priority Sec. Adv.	132496.95	6315.06	23553.21	162365.22	22627.54	184992.76
	% to Agg. Adv.	66	86	86	68	NA	71
6	Adv. to Agri.	30850.21	2486.46	6562.53	39899.20	NA	39899.20
	% to Agg Adv.	15	34	24	17	NA	15
7	Adv. SSI sec.	22391.37	996.52	6697.35	30085.24	NA	30085.24
	% to Agg. Adv.	11	14	24	13	NA	12
8	Adv. Education	3506.17	0.00	11.06	3517.23	NA	3517.23
	% to Agg. Adv.	2	0	0	1	NA	1
9	Adv. Housing	29366.52	896.18	2720.88	32983.58	NA	32983.58
	% to Agg. Adv.	15	12	10	14	NA	13
10	Adv. Other Prio	46382.68	1935.90	7561.39	58879.97	22627.54	81507.51
	% to Agg. Adv.	23	26	27	25	100	31
11	Recovery % of Priority Sec. Adv.	42	66	16	33	NA	33
12	Overdue % of Priority Sec Adv.	58	34	84	67	NA	67

BANKING PROFILE

Convenor: State Bank of India

Previous Quarter

As on 31.03.2015

Amount ` in lakhs

Sl. No.	Profile	Comm. Banks	RRBs	Co-op Banks	SUB TOTAL	NEDFi, SIDBI & RIDF	Total
1	Branch Network	119	28	20	167	3	170
2	Aggregate Deposit	543699.97	18212.06	47144.35	609056.38	NA	609056.38
3	Aggregate Advances	197642.87	7385.41	30423.77	235452.05	22641.28	258093.05
4	C:D Ratio (Avg)	36	41	65	39	NA	42
5	Priority Sec. Adv.	131522.87	6367.86	26073.27	163964.00	22641.28	186605.28
	% to Agg. Adv.	67	86	86	70	NA	72
6	Adv. to Agri.	34964.01	2402.54	6634.21	44000.76	NA	44000.76
	% to Agg Adv.	18	33	22	19	NA	17
7	Adv. SSI sec.	19262.49	947.18	6895.52	27105.19	NA	27105.19
	% to Agg. Adv.	10	13	23	12	NA	11
8	Adv. Education	3908.26	0.00	11.26	3919.52	NA	3919.52
	% to Agg. Adv.	2	0	0	2	NA	2
9	Adv. Housing	27922.34	890.19	3318.50	32131.03	NA	32131.03
	% to Agg. Adv.	14	12	11	14	NA	12
10	Adv. Other Prio	45465.77	2127.95	9213.78	56807.50	22641.28	79448.78
	% to Agg. Adv.	23	29	30	24	100	31
11	Recovery % of Priority Sec. Adv.	44	75	28	40	NA	40
12	Overdue % of Priority Sec Adv.	56	25	72	60	NA	60

DISTRICTWISE DISTRIBUTION OF BANK BRANCHES IN THE STATE

Sl. No.	District	As on 30.06.2015				Commercial Banks	Regional Rural Banks	Dist. Co-op Banks	Total
		Rural	Semi-Urban	Urban	Total				
1	Thoubal	7	12	0	19	13	4	2	19
2	Chandel	5	3	0	8	6	2	0	8
3	Churhandpur	7	9	0	16	14	1	1	16
4	Senapati	19	0	0	19	14	4	1	19
5	Imphal West	10	5	38	53	41	5	7	53
6	Imphal East	7	15	6	28	20	4	4	28
7	Bishnupur	11	1	0	12	6	3	3	12
8	Tamenglong	7	0	0	7	3	3	1	7
9	Ukhrul	8	0	0	8	5	2	1	8
	TOTAL	81	45	44	170	122	28	20	170
	NEDFi, SIDBI & RIDF	3 branches			173	3 branches			173

BRANCH NETWORK

As on 30.06.2015

SI.No.	Name of the Bank	Rural	Semi-urban	Urban	Total
1	ALB	2	1	1	4
2	AXIS	-	2	3	5
3	BOB	2	1	1	4
4	BOI	1	2	-	3
5	BOM	-	-	1	1
6	CAN	2	-	2	4
7	CBI	4	2	2	8
8	HDFC	1	4	-	5
9	ICICI	1	3	3	7
10	IDBI	-	-	1	1
11	IND	-	-	1	1
12	IOB	-	1	1	2
13	PNB	1	-	1	2
14	PSB	2	1	1	4
15	SBI	23	5	5	33
16	SYN	-	-	1	1
17	UBI	7	6	5	18
18	UCO	4	6	2	12
19	UNION	-	-	1	1
20	VJB	1	1	3	5
21	YES	-	-	1	1
	ASCB_TOT	51	35	36	122
22	MRB	24	3	1	28
	RRB_TOT	24	3	1	28
23	IUCB	-	4	4	8
24	MSCB	5	3	2	10
25	MPCB	1	-	-	1
26	MWCB	-	-	1	1
	CO-OP-TOT	6	7	7	20
	SUB-TOTAL	81	45	44	170
	NEDFI, SIDBI & RIDF		3 branches		3
	TOTAL	81	45	44	173
	LAST QUARTER DATA				
	TOTAL	79	44	44	170

DISTRICT WISE BANK WISE BRANCH NETWORK

As on 30.06.2015

Sl. No.	Name of the Bank	Imphal West	Imphal East	Thou-bal	Bish-nupur	Chan-del	Chura-chandpur	Tameng-long	Sena-pati	Ukhrul	Total
1	ALB	1	1	1					1		4
2	AXIS	2	1	1			1				5
3	BOB	4									4
4	BOI	1	1	1							3
5	BOM	1									1
6	CAN	1	1	1			1				4
7	CBI	2	1	1	1		2		1		8
8	HDFC	1	1	1			1		1		5
9	ICICI	3	2	1			1				7
10	IDBI	1									1
11	IND	1									1
12	IOB	1		1							2
13	PNB	1	1								2
14	PSB	1	3								4
15	SBI	8	3	2	1	4	5	1	7	2	33
16	SYN	1									1
17	UBI	4	3	2	1	1	1	2	2	2	18
18	UCO	2	2	1	3	1	1		1	1	12
19	UNION	1									1
20	VJB	3					1		1		5
21	YES	1									1
ASCB TOTAL		41	20	13	6	6	14	3	14	5	122
22	MRB	5	4	4	3	2	1	3	4	2	28
RRB TOTAL		5	4	4	3	2	1	3	4	2	28*
23	IUCB	5	3								8
24	MSCB	1	1	2	2		1	1	1	1	10
25	MPCB				1						1
26	MWCB	1									1
CO-OP TOTAL		7	4	2	3		1	1	1	1	20
TOTAL		53	28	19	12	8	16	7	19	8	170
NEDFI, SIDBI & RIDF		3 branches									173

* Non-functioning branches of MRB
Senapati (4), Tamenglong (2), Ukhrul (1) and Chandel (1)

DISTRICT WISE BANKING KEY INDICATORS AS ON 30.06.2015

Amt. ` in lakhs

Sl. No.	District	Deposit	Advance	CD ratio Norm 60%	Crop Loan/KCC	% of Agri. Adv to NBC 18%	Total Priority Sector Advances	% of PS Advance to NBC Norm 40%
1.	Thoubal	25298.98	15288.20	60	2401.08	34	11597.76	76
2.	Chandel	11117.95	7274.31	65	604.24	16	4453.38	61
3.	Churachandpur	32542.74	14680.52	45	583.78	21	9823.52	67
4.	Senapati	21842.45	17737.77	81	940.20	20	10553.19	59
5.	Imphal West	358744.80	145432.65	41	6024.35	13	99412.63	68
6.	Imphal East	45325.83	20905.94	46	1367.02	18	15320.25	73
7.	Bishnupur	11134.66	10041.94	90	1040.68	25	6700.75	67
8.	Tamenglong	7698.43	2072.31	27	11.31	34	1760.69	85
9.	Ukhrul	12576.95	3615.35	29	45.75	30	2743.05	76
SUB-TOTAL		526282.79	237048.99	45	13018.41	17	162365.22	68
NEDFI, SIDBI & RIDF		0.00	22627.54	NA	NA	NA	22627.54	100
TOTAL		526282.79	259676.53	49	13018.41	17	184992.76	71

BANKWISE BANKING KEY INDICATORS AS ON 30.06.2015

Amt. ` in lakhs

Sl. No.	Name of the Bank	Deposit	Advances	C:D Ratio Norm 60%	Crop loan / KCC	% of Agri adv to NBC Min 18%	Priority Sector Advances	% of PS to NBC 40%
Commercial Banks								
1	ALB	8580.00	3174.00	37	73.00	25	1907.00	60
2	AXIS	34025.91	2875.81	8	0.00	7	1778.00	62
3	BOB	22480.00	4147.00	18	56.00	3	3767.00	91
4	BOI	4738.53	1601.22	34	3.50	12	1283.58	80
5	BOM	980.64	999.47	102	0.00	0	598.16	60
6	CAN	3246.93	2983.31	92	185.40	10	1503.14	50
7	CBI	16185.38	7613.39	47	306.89	12	6833.78	90
8	HDFC	17584.37	10079.18	57	25.85	12	4378.76	43
9	ICICI	6233.00	4453.00	71	509.00	89	4013.00	90
10	IDBI	2569.00	1614.90	63	560.00	36	1492.00	92
11	INDUS	1163.53	7.48	1	0.00	0	0.00	0
12	IOB	5828.88	1942.38	33	84.88	8	1538.85	79
13	PNB	9500.87	7608.85	80	4504.48	65	6845.90	90
14	PSB	13109.26	4646.36	35	27.35	4	3922.53	84
15	SBI	211312.20	102947.93	49	4352.27	9	56591.28	55
16	SYN	1608.17	840.46	52	0.00	2	229.14	27
17	UBI	84393.49	32526.36	39	616.06	21	27679.73	85
18	UCO	12561.77	7915.55	63	112.72	14	5240.14	66
19	UNION	444.00	462.36	104	0.00	0	36.36	8
20	VJB	12560.84	3747.46	30	0.00	7	2858.60	76
21	YES	8.24	0.00	0	0.00	0	0.00	0
Sub-total		469115.01	202186.47	43	11417.40	15	132496.95	66
Regional Rural Banks								
22	MRB	20370.64	7321.31	36	1481.78	34	6315.06	86
Sub-total		20370.64	7321.31	36	1481.78	34	6315.06	86
Co-Op Bank								
23	IUCB	27183.66	13706.07	50	0.00	1	11115.84	81
24	MSCB	8403.70	13350.69	159	6.66	46	11963.73	90
25	MPCB	307.85	168.68	55	112.57	67	166.83	99
26	MWCB	901.93	315.77	35	0.00	51	306.81	97
Sub-Total		36797.14	27541.21	75	119.23	24	23553.21	86
Total		526282.79	237048.99	45	13018.41	17	162365.22	68
NEDFI, SIDBI & RIDF		0.00	22627.54	NA	NA	NA	22627.54	100
Grand Total		526282.79	259676.53	49	13018.41	17	184992.76	71

LAST THREE YEARS COMPARATIVE STATEMENT OF BANKING KEY INDICATORS IN MANIPUR STATE

Amt. ` in Crore

SI No	Particulars	As on June'13	As on June'14	As on June'15
1	Total no of branches	134	160	173
	Rural	68	75	81
	Semi-Urban	29	42	45
	Urban	36	43	44
	NEDFI, SIDBI & RIDF	3	3	3
2	Deposits	4741.84	4972.61	5262.83
3	Net Bank Credit (NBC)	1785.38	2074.01	2370.49
4	C.D. ratio (60%)	38	42	45
5	P.S. Advance (NBC)	1374.64	1490.86	1623.65
6	% of P.S. Adv to NBC (40%)	77	72	68
A	Crop production loans	75.38	87.35	130.18
B	Ag. Term Loans	300.48	397.77	398.99
	% of Agri Adv to NBC	19	19	17
C	SSI/Rural Artisans	200.48	242.34	300.85
	% of SSI to NBC	11	12	13
D	Transport Operators	33.90	42.19	38.37
E	Retail Trade & BE	48.85	43.71	78.69
F	Education Loans	33.28	37.69	35.17
G	Housing Loans	211.79	267.10	329.84
H	Consumption Loans	18.71	35.18	66.52
I	Others			
7	Performance under ACP	136.27	167.48	216.90
i	Crop loan Target(annual)No. of Card	58854	59676	69500
ii	Crop loan achievement	1210	1708	1887
iii	% of achievement	2	3	3
i	SSI/Rural Artisans Target(annual)	132.02	145.02	171.52
ii	SSI/Rural Artisans Achieved.	6.74	9.31	16.69
iii	% of achievement	5	6	10
i	Other Priority Sector Target(annual)	257.92	284.29	296.79
ii	Other Priority Sector Achiv.	45.97	29.29	53.45
iii	% of achievement	18	10	18
iv	Housing & Education Loan	130.89	151.52	171.37
v	Achievement	19.39	20.11	18.36
vi	% of achievement	15	13	11
A	Total Target (annual)	1246.90	1413.33	1528.89
B	Total Performance A	136.27	167.59	216.90
C	% of achievement	11	12	14
8	SGSY/NRLM			
	Credit Target amt in Crs(annual)	0	0	0
	Achievement amt in Crs	0	0	0
	% of achievement	0	0	0
9	PMEGP			
	Annual Target (Nos)	744	0	3000
	Achievement (Nos)	0	0	0
	% of Achievement	0	0	0
	Amount in Rs Cr	0	0	0

SEGREGATION OF ADVANCES

As on 30.06.2015

Amt. ` in lakhs

Sl. No.	BANK	NON-PRIORITY		PRIORITY SECTOR	WEAKER SECTOR	TOTAL ADV	PSA To T.Adv(%)	WSA To PSA(%)	WSA To T.Adv(%)
		Total OS	NPA						
1	ALB	1267.00	104.00	1907.00	550.68	3174.00	60	29	17
2	AXIS	1097.81	12.58	1778.00	88.11	2875.81	62	4.84	3.47
3	BOB	380.00	53.00	3767.00	1848.04	4147.00	91	49	45
4	BOI	317.64	0.48	1283.58	0.00	1601.22	80	0	0
5	BOM	401.31	13.49	598.16	0.00	999.47	60	0	0
6	CAN	1480.17	105.63	1503.14	163.28	2983.31	50	11	5
7	CBI	779.61	68.38	6833.78	2101.81	7613.39	90	31	28
8	HDFC	5700.42	50.00	4378.76	286.79	10079.18	43	7	3
9	ICICI	440.00	0.00	4013.00	2014.00	4453.00	90	50	45
10	IDBI	122.90	0.00	1492.00	0.00	1614.90	92	0	0
11	INDUS	7.48	7.48	0.00	0.00	7.48	0	0	0
12	IOB	403.53	72.72	1538.85	9.79	1942.38	79	1	1
13	PNB	762.95	226.23	6845.90	4736.41	7608.85	90	69	62
14	PSB	723.83	70.73	3922.53	808.00	4646.36	84	21	17
15	SBI	46356.65	1786.68	56591.28	16008.92	102947.93	55	28	16
16	SYN	611.32	0.00	229.14	0.00	840.46	27	0	0
17	UBI	4846.63	451.57	27679.73	8022.16	32526.36	85	29	25
18	UCO	2675.41	97.72	5240.14	1408.50	7915.55	66	27	18
19	UNION	426.00	0.07	36.36	4.36	462.36	8	12	1
20	VJB	888.86	22.00	2858.60	456.85	3747.46	76	16	12
21	YES	0.00	0.00	0.00	0.00	0.00	0	0	0
	ASCB_TOL	69689.52	3142.76	132496.95	38507.70	202186.47	66	29	19
22	MRB	1006.25	16.77	6315.06	4045.55	7321.31	86	64	55
	RRB_TOL	1006.25	16.77	6315.06	4045.55	7321.31	86	64	55
23	IUCB	2590.23	171.68	11115.84	4914.86	13706.07	81	44	36
24	MSCB	1386.96	642.14	11963.73	1750.10	13350.69	90	15	13
25	MPCB	1.85	0.00	166.83	375.24	168.68	99	225	222
26	MWCB	8.96	8.86	306.81	265.91	315.77	97	87	84
	CO-OP_TOL	3988.00	822.68	23553.21	7306.11	27541.21	86	31	27
	TOTAL	74683.77	3982.21	162365.22	49859.36	237048.99	68	31	21
	NEDFI, SIDBI & RIDF	0.00	0.00	22627.54	0.00	22627.54	0	0	0
	GRAND TOTAL	74683.77	3982.21	184992.76	49859.36	259676.53	71	27	19

ANALYSIS OF PRIORITY SECTOR ADVANCES

As on 30.06.2015

Amt. ` in lakhs

Sl. No	Banks	No. of A/Cs	Total OS	Demand Raised	Recovery		Overdues		Gross NPA		New Loans
					Amount	%	Amount	%	Amount	%	
1	ALB	540	1907.00	276.00	0.31	0	275.69	100	97.00	5	129.50
2	AXIS	475	1778.00	861.69	793.69	92	68.00	8	9.01	1	293.87
3	BOB	1116	3767.00	997.00	220.00	22	777.00	78	647.00	17	45.00
4	BOI	861	1283.58	44.89	31.15	69	13.74	31	11.16	1	293.67
5	BOM	30	598.16	13.48	0.00	0	13.48	100	0.00	0	519.50
6	CAN	847	1503.14	396.00	222.61	56	173.39	44	101.47	7	242.38
7	CBI	2051	6833.78	755.69	51.04	7	704.65	93	478.57	7	190.70
8	HDFC	1484	4378.76	546.21	452.65	83	93.56	17	12.31	0	589.77
9	ICICI	4153	4013.00	0.00	0.00	0	0.00	0	0.00	0	1615.00
10	IDBI	1248	1492.00	0.00	0.00	0	0.00	0	0.00	0	0.00
11	INDUS	0	0.00	0.00	0.00	0	0.00	0	0.00	0	0.00
12	IOB	651	1538.85	343.86	16.99	5	326.87	95	324.85	21	50.51
13	PNB	9060	6845.90	713.97	472.76	66	241.21	34	577.38	8	98.90
14	PSB	1417	3922.53	288.84	90.27	31	198.57	69	297.62	8	334.78
15	SBI	42151	56591.28	9660.21	3136.01	32	6524.20	68	5610.42	10	4794.06
16	SYN	78	229.14	0.95	0.95	100	0.00	0	0.00	0	107.95
17	UBI	15372	27679.73	5079.12	2884.84	57	816.24	16	2291.67	8	1710.81
18	UCO	2522	5240.14	1475.64	822.40	56	2194.28	149	202.53	4	143.30
19	UNION	17	36.36	0.00	0.00	0	816.24	0	0.00	0	4.36
20	VJB	1388	2858.60	645.13	136.42	21	508.71	79	99.74	3	867.75
21	YES	0	0.00	0.00	0.00	0	0.00	0	0.00	0	0.00
ASCB_TOL		85461	132496.95	22099	9332	42	13746	62	10761	8	12031.81
22	MRB	13346	6315.06	778.03	512.20	66	265.83	34	302.37	5	570.48
RRB_TOL		13346	6315.06	778.03	512.20	66	265.83	34	302.37	5	570.48
23	IUCB	3759	11115.84	4536.60	1994.83	44	2541.77	56	3408.68	31	491.05
24	MSCB	11378	11963.73	9389.39	113.45	1	9275.94	99	10148.26	85	94.20
25	MPCB	274	166.83	76.73	39.46	51	37.27	49	20.87	13	17.30
26	MWCB	351	306.81	50.09	39.00	78	11.09	22	0.03	0	80.65
C0-OP_TOL		15762	23553.21	14052.81	2186.74	16	11866.07	84	13577.84	58	683.20
TOTAL		114569	162365.22	36929.52	12031.03	33	25877.73	70	24640.94	15	13285.49
NEDFI, SIBI & RIDF		-	22627.54								
GRAND TOTAL		114569	184992.76	36929.52	12031.03	33	25877.73	70	24640.94	15	13285.49

ANALYSIS OF PRIORITY SECTOR ADVANCES UNDER AGRICULTURE

As on 30.06.2015

Amt. ` in lakhs

Sl. No.	Banks	No. of A/cs	Total OS	Demand Raised	Recovery		Overdues		Gross NPA		New Loans	% to total advance
					Amount	%	Amount	%	Amount	%		
1	ALB	272	783.00	199.00	0.31	0	198.69	100	8.00	1	24.00	25
2	AXIS	56	206.43	7.89	4.21	53	3.68	47	0.00	0	88.90	7
3	BOB	105	138.00	126.00	4.00	3	122.00	97	122.00	88	0.00	3
4	BOI	410	187.94	1.80	1.60	89	0.20	11	0.00	0	18.65	12
5	BOM	1	1.61	0.00	0.00	0	0.00	0	0.00	0	0.00	0
6	CAN	371	305.56	173.87	27.90	16	145.97	84	0.00	0	7.75	10
7	CBI	748	907.83	186.92	12.30	7	174.62	93	20.31	2	10.30	12
8	HDFC	1054	1240.73	347.18	288.58	83	58.60	17	0.00	0	369.85	12
9	ICICI	4148	3955.00	0.00	0.00	0	0.00	0	0.00	0	1615.00	89
10	IDBI	1177	585.00	0.00	0.00	0	0.00	0	0.00	0	0.00	36
11	INDUS	0	0.00	0.00	0.00	0	0.00	0	0.00	0	0.00	0
12	IOB	150	152.51	34.29	4.29	13	30.00	87	36.82	24	3.00	8
13	PNB	8576	4975.95	402.00	277.30	69	124.70	31	349.90	7	10.00	65
14	PSB	93	182.42	13.25	5.27	40	7.98	60	8.52	5	0.00	4
15	SBI	12424	9198.08	3040.78	830.95	27	2209.83	73	1811.76	20	350.83	9
16	SYN	4	13.91	0.05	0.05	100	0.00	0	0.00	0	0.00	2
17	UBI	7936	6687.94	1348.32	686.91	51	661.41	49	766.09	11	951.30	21
18	UCO	749	1070.07	170.40	9.39	6	161.01	94	96.91	9	68.77	14
19	UNION	0	0.00	0.00	0.00	0	0.00	0	0.00	0	0.00	0
20	VJB	170	258.23	43.00	19.93	46	23.07	54	14.59	6	341.57	7
21	YES	0	0.00	0.00	0.00	0	0.00	0	0.00	0	0.00	0
ASCB_TOL		38444	30850.21	6094.75	2172.99	36	3921.76	64	3234.90	10	3859.92	15
22	MRB	10210	2486.46	298.45	198.84	67	99.61	33	107.74	4	280.58	34
RRB_TOL		10210	2486.46	298.45	198.84	67	99.61	33	107.74	4	280.58	34
23	IUCB	263	155.80	38.95	25.40	65	13.55	35	13.55	9	165.21	1
24	MSCB	5706	6134.31	4215.04	43.96	1	4171.08	99	4625.20	75	65.70	46
25	MPCB	127	112.57	50.50	28.65	57	21.85	43	0.16	0	16.30	67
26	MWCB	248	159.85	2.25	2.25	100	0.00	0	0.00	0	48.85	51
CO-OP_TOL		6344	6562.53	4306.74	100.26	2	4206.48	98	4638.91	71	296.06	24
TOTAL		54998	39899.20	10699.94	2472.09	23	8227.85	77	7981.55	20	4436.56	17
LAST QUARTER DATA												
TOTAL		55096	44000.76	10757.3	2933.47	27	7823.83	73	7075.35	16	16612.78	19

ANALYSIS OF PRIORITY SECTOR ADVANCES UNDER INDUSTRIES

As on 30.06.2015

Amt. ` in lakhs

Sl. No.	Banks	No. of A/Cs	Total OS	Demand Raised	Recovery		Overdues		Gross NPA		New Loans
					Amount	%	Amount	%	Amount	%	
1	ALB	219	867.00	32.00	0.00	0	32.00	100	89.00	10	28.00
2	AXIS	52	1075.95	803.75	781.55	97	22.20	3	9.01	1	18.18
3	BOB	2	40.00	8.00	1.00	13	7.00	88	6.00	15	0.00
4	BOI	196	98.15	15.29	3.80	25	11.49	75	11.16	11	23.15
5	BOM	1	89.47	0.00	0.00	0	0.00	0	0.00	0	500.00
6	CAN	158	446.97	101.31	75.94	75	25.37	25	101.38	23	40.25
7	CBI	501	1237.12	208.86	9.39	4	199.47	96	191.99	16	42.90
8	HDFC	260	2652.59	122.56	107.94	88	14.62	12	12.31	0	87.54
9	ICICI	5	58.00	0.00	0.00	0	0.00	0	0.00	0	0.00
10	IDBI	56	786.40	0.00	0.00	0	0.00	0	0.00	0	0.00
11	INDUS	0	0.00	0.00	0.00	0	0.00	0	0.00	0	0.00
12	IOB	265	758.81	246.57	8.00	3	172.00	70	281.29	37	4.75
13	PNB	253	1022.18	135.15	62.92	47	72.23	53	56.65	6	43.30
14	PSB	707	2120.78	193.36	52.00	27	141.36	73	183.36	9	313.78
15	SBI	3373	6500.61	2325.96	240.24	10	2085.72	90	1986.73	31	108.12
16	SYN	71	205.28	0.90	0.90	100	0.00	0	0.00	0	97.50
17	UBI	1614	3143.29	990.13	258.88	26	731.25	74	800.77	25	145.26
18	UCO	480	760.30	136.69	43.79	32	91.75	67	94.47	12	0.00
19	UNION	6	12.00	0.00	0.00	0	0.00	0	0.00	0	0.00
20	VJB	131	516.47	55.66	17.51	31	37.00	66	7.15	1	23.00
21	YES	0	0.00	0.00	0.00	0	0.00	0	0.00	0	0.00
ASCB_TOL		8350	22391.37	5376.19	1663.86	31	3643.46	68	3831.27	17	1475.73
22	MRB	2004	996.52	143.83	104.48	73	39.35	27	105.31	11	85.15
RRB_TOL		2004	996.52	143.83	104.48	73	39.35	27	105.31	11	85.15
23	IUCB	277	1590.09	643.70	289.39	45	354.31	55	655.43	41	62.44
24	MSCB	4670	5080.42	4515.25	54.76	1	4460.49	99	4877.86	96	26.50
25	MPCB	15	12.73	4.68	2.29	49	2.39	51	1.57	12	1.00
26	MWCB	3	14.11	6.00	5.12	85	0.88	15	0.03	0	18.00
CO-OP_TOL		4965	6697.35	5169.63	351.56	7	4818.07	93	5534.89	83	107.94
TOTAL		15319	30085.24	10689.65	2119.90	20	8500.88	80	9471.47	31	1668.82
LAST QUARTER DATA											
TOTAL		15214	27105.19	10585.74	2634.41	25	7941.78	75	8603.51	32	11159.74

ANALYSIS OF PRIORITY SECTOR ADVANCES UNDER EDUCATION

As on 30.06.2015

Amt. ` in lakhs

Sl. No.	Banks	No. of A/Cs	Total O/S	Demand Raised	Recovery		Overdues		Gross NPA		New Loans
					Amount	%	Amount	%	Amount	%	
1	ALB	14	461.00	10.00	0.00	0	10.00	100	9.00	2	2.50
2	AXIS	4	52.00	1.93	0.73	38	1.20	62	20.00	38	0.00
3	BOB	16	48.00	13.00	4.00	31	9.00	69	7.00	15	0.00
4	BOI	10	21.53	1.50	1.50	100	0.00	0	0.00	0	10.00
5	BOM	1	4.10	0.00	0.00	0	0.00	0	0.00	0	0.00
6	CAN	13	29.20	0.04	0.04	100	0.00	0	0.00	0	3.88
7	CBI	82	244.09	14.00	2.64	19	11.36	81	18.73	8	20.00
8	HDFC	3	6.00	0.13	0.13	100	0.00	0	0.00	0	4.00
9	ICICI	0	0.00	0.00	0.00	0	0.00	0	0.00	0	0.00
10	IDBI	0	0.00	0.00	0.00	0	0.00	0	0.00	0	0.00
11	INDUS	0	0.00	0.00	0.00	0	0.00	0	0.00	0	0.00
12	IOB	17	54.67	27.95	0.50	2	27.45	98	27.95	51	0.00
13	PNB	121	427.99	72.17	61.14	85	11.03	15	3.92	1	23.10
14	PSB	28	84.33	1.00	1.00	100	0.00	0	0.00	0	21.00
15	SBI	410	1868.57	163.22	37.63	23	125.59	77	122.42	7	35.36
16	SYN	1	1.35	0.00	0.00	0	0.00	0	0.00	0	1.35
17	UBI	136	479.21	117.94	42.22	36	75.72	64	64.14	13	8.34
18	UCO	36	127.13	11.84	1.72	15	10.12	85	0.00	0	0.00
19	UNION	0	0.00	0.00	0.00	0	0.00	0	0.00	0	0.00
20	VJB	10	18.00	6.00	6.00	100	0.00	0	5.00	28	0.00
21	YES	0	0.00	0.00	0.00	0	0.00	0	0.00	0	0.00
ASCB_TOL		902	3506.17	440.72	159.25	36	281.47	64	278.16	8	129.53
22	MRB	0	0.00	0.00	0.00	0	0.00	0	0.00	0	0.00
RRB_TOL		0	0.00	0.00	0.00	0	0.00	0	0.00	0	0.00
23	IUCB	1	2.00	2.00	0.00	0	2.00	100	2.00	100	0.00
24	MSCB	0	0.00	0.00	0.00	0	0.00	0	0.00	0	0.00
25	MPCB	8	1.84	1.84	0.38	21	1.46	79	1.26	68	0.00
26	MWCB	8	7.22	0.70	0.03	4	0.67	96	0.07	1	0.80
CO-OP_TOL		17	11.06	2.54	0.41	16	2.13	84	3.33	30	0.80
TOTAL		919	3517.23	445.26	159.66	36	285.60	64	281.49	8	130.33
LAST FIGURE DATA											
TOTAL		1094	3919.52	439.88	164.92	37	274.96	63	278.5	7	721.93

ANALYSIS OF PRIORITY SECTOR ADVANCES UNDER HOUSING

As on 30.06.2015

Amt. ` in lakhs

Sl. No.	Banks	No. of A/Cs	Total O/S	Demand Raised	Recovery		Overdues		Gross NPA		New Loans
					AMT	%	AMT	%	AMT	%	
1	ALB	35	217.00	35.00	0.00	0	35.00	100	3.00	1	75.00
2	AXIS	363	443.62	48.12	7.20	15	40.92	85	0.00	0	186.79
3	BOB	218	935.00	370.00	23.00	6	347.00	94	280.00	30	45.00
4	BOI	20	262.15	1.30	1.25	96	0.05	4	0.00	0	31.45
5	BOM	20	411.76	13.48	0.00	0	13.48	100	13.48	3	0.00
6	CAN	63	510.96	120.36	118.41	98	1.95	2	8.73	2	10.24
7	CBI	131	793.71	7.96	2.81	35	5.15	65	32.10	4	12.50
8	HDFC	74	120.91	70.85	50.51	71	20.34	29	0.00	0	57.54
9	ICICI	0	0.00	0.00	0.00	0	0.00	0	0.00	0	0.00
10	IDBI	6	66.60	0.00	0.00	0	0.00	0	0.00	0	0.00
11	INDUS	0	0.00	0.00	0.00	0	0.00	0	0.00	0	0.00
12	IOB	83	362.64	26.63	1.20	5	25.43	95	25.43	7	26.51
13	PNB	24	222.76	42.51	36.26	85	6.25	15	1.23	1	15.00
14	PSB	148	997.00	36.00	32.00	89	4.00	11	21.00	2	0.00
15	SBI	2133	12049.51	336.74	194.88	58	141.86	42	127.80	1	782.44
16	SYN	1	7.50	0.00	0.00	0	0.00	0	0.00	0	8.00
17	UBI	1267	9669.68	734.46	584.78	80	149.68	20	251.51	3	164.89
18	UCO	288	1732.05	108.71	45.88	42	62.83	58	95.03	5	50.00
19	UNION	1	20.00	0.00	0.00	0	0.00	0	0.00	0	0.00
20	VJB	103	543.67	33.80	18.40	54	15.40	46	7.00	1	97.38
21	YES	0	0.00	0.00	0.00	0	0.00	0	0.00	0	0.00
ASCB_TOL		4978	29366.52	1985.92	1116.58	56	869.34	44	866.31	3	1562.74
22	MRB	251	896.18	148.25	70.08	47	78.17	53	196.31	22	75.00
RRB_TOL		251	896.18	148.25	70.08	47	78.17	53	196.31	22	75.00
23	IUCB	1973	2697.21	1115.91	516.32	46	599.59	54	1095.35	41	65.00
24	MSCB	0	0.00	0.00	0.00	0	0.00	0	0.00	0	0.00
25	MPCB	3	1.71	1.71	0.00	0	1.71	100	0.99	58	0.00
26	MWCB	27	21.96	5.06	1.38	27	3.68	73	3.53	16	2.50
CO-OP_TOL		2003	2720.88	1122.68	517.70	46	604.98	54	1099.87	40	67.50
TOTAL		7232	32983.58	3256.85	1704.36	52	1552.49	48	2162.49	7	1705.24
LAST QUARTER DATA											
TOTAL		7296	32131.03	4136	2216.84	54	1919.16	46	2246.62	7	9293.69

ANALYSIS OF OTHER PRIORITY SECTOR ADVANCES

As on 30.06.2015

Amt. ` in lakhs

Sl. No.	Banks	No. of A/Cs	Total O/S	Demand Raised	Recovery		Overdues		Gross NPA		New Loans
					Amt	%	Amt	%	Amt	%	
1	ALB	0	0.00	0.00	0.00	0	0.00	0	0.00	0	0.00
2	AXIS	0	0.00	0.00	0.00	0	0.00	0	0.00	0	0.00
3	BOB	775	2606.00	480.00	188.00	39	292.00	61	519.00	20	0.00
4	BOI	225	713.81	25.00	23.00	92	2.00	8	0.00	0	210.42
5	BOM	7	91.22	0.00	0.00	0	0.00	0	0.00	0	19.50
6	CAN	242	210.45	0.42	0.32	76	0.10	24	0.09	0	180.26
7	CBI	589	3651.03	337.95	23.90	7	314.05	93	266.27	7	105.00
8	HDFC	93	358.53	5.49	5.49	100	0.00	0	0.00	0	70.84
9	ICICI	0	0.00	0.00	0.00	0	0.00	0	0.00	0	0.00
10	IDBI	9	54.00	0.00	0.00	0	0.00	0	0.00	0	0.00
11	INDUS	0	0.00	0.00	0.00	0	0.00	0	0.00	0	0.00
12	IOB	136	210.22	8.42	3.00	36	5.42	64	6.74	3	16.25
13	PNB	86	197.02	62.14	35.14	57	27.00	43	170.83	87	7.50
14	PSB	441	538.00	45.23	0.00	0	45.23	100	105.74	20	0.00
15	SBI	23811	26974.51	4204.08	2048.94	49	2155.14	51	1811.93	7	3517.31
16	SYN	1	1.10	0.00	0.00	0	0.00	0	0.00	0	1.10
17	UBI	4419	7699.61	1887.45	1311.36	69	576.09	31	724.81	9	441.02
18	UCO	969	1550.59	880.74	555.14	63	325.60	37	11.15	1	24.53
19	UNION	10	4.36	0.00	0.00	0	0.00	0	0.00	0	4.36
20	VJB	974	1522.23	506.67	74.58	15	432.09	85	78.00	5	405.80
21	YES	0	0.00	0.00	0.00	0	0.00	0	0.00	0	0.00
ASCB_TOL		32787	46382.68	8444	4268.87	51	4174.72	49	3695	8	5004
22	MRB	881	1935.90	187.50	138.80	74	48.70	26	89.32	5	129.75
RRB_TOL		881	1935.90	187.50	138.80	74	48.70	26	89.32	5	129.75
23	IUCB	1245	6670.74	2736.04	1163.72	43	1572.32	57	2739.70	41	198.40
24	MSCB	1002	749.00	659.10	14.73	2	644.37	98	645.20	86	2.00
25	MPCB	121	37.98	18.00	8.14	45	9.86	55	19.14	50	0.00
26	MWCB	65	103.67	36.08	30.22	84	5.86	16	0.00	0	10.50
CO-OP_TOL		2433	7561.39	3449.22	1216.81	35	2232.41	65	3404.04	45	210.90
TOTAL		36101	55879.97	12080.31	5624.48	47	6455.83	53	7187.92	13	5344.54
NEDFI, SIDBI & RIDF		-	22627.54								
GRAND TOTAL		36101	81507.51	12080.31	5624.48	47	6455.83	53	7187.92	13	5344.54
LAST QUARTER DATA											
TOTAL		35946	79448.78	12254.71	7380.28	60	4874.43	40	7695	14	23148.15

**ANALYSIS OF PRIORITY SECTOR ADVANCES UNDER CROP LOAN
(INCLUDING KCC)**

As on 30.06.2015

Amt. ` in lakhs

Sl. No.	Banks	No. of A/Cs	Total O/S	Demand Raised	Recovery		Overdues		Gross NPA		New Loans
					Amt	%	Amt	%	Amt	%	
1	ALB	166	73.00	46.00	0.00	0	46.00	100	0.42	1	0.00
2	AXIS	0	0.00	0.00	0.00	0	0.00	0	0.00	0	0.00
3	BOB	40	56.00	56.00	2.00	4	54.00	96	56.00	100	0.00
4	BOI	8	3.50	2.00	1.00	50	1.00	50	0.99	28	1.00
5	BOM	0	0.00	0.00	0.00	0	0.00	0	0.00	0	0.00
6	CAN	331	185.40	145.97	0.00	0	145.97	100	0.00	0	0.00
7	CBI	485	306.89	44.31	1.30	3	43.01	97	4.12	1	1.90
8	HDFC	8	25.85	0.00	0.00	0	0.00	0	0.00	0	0.00
9	ICICI	753	509.00	0.00	0.00	0	0.00	0	0.00	0	335.00
10	IDBI	1121	560.00	0.00	0.00	0	0.00	0	0.00	0	0.00
11	INDUS	0	0.00	0.00	0.00	0	0.00	0	0.00	0	0.00
12	IOB	94	84.88	13.86	1.25	9	12.61	91	13.86	16	0.00
13	PNB	8515	4504.48	311.30	237.30	76	74.00	24	292.30	6	10.00
14	PSB	31	27.35	1.25	1.25	100	0.00	0	0.00	0	0.00
15	SBI	6073	4352.27	1209.18	343.38	28	865.80	72	579.90	13	290.10
16	SYN	0	0.00	0.00	0.00	0	0.00	0	0.00	0	0.00
17	UBI	1280	616.06	220.08	182.71	83	37.37	17	108.70	18	104.78
18	UCO	212	112.72	13.71	2.78	20	10.93	80	0.20	0	16.99
19	UNION	0	0.00	0.00	0.00	0	0.00	0	0.00	0	0.00
20	VJB	0	0.00	0.00	0.00	0	0.00	0	0.00	0	0.00
21	YES	0	0.00	0.00	0.00	0	0.00	0	0.00	0	0.00
ASCB_TOL		19117	11417.40	2063.66	772.97	37	1290.69	63	1056.49	9	759.77
22	MRB	5729	1481.78	151.20	95.47	63	55.73	37	32.12	2	252.87
RRB_TOL		5729	1481.78	151.20	95.47	63	55.73	37	32.12	2	252.87
23	IUCB	0	0.00	0.00	0.00	0	0.00	0	0.00	0	0.00
24	MSCB	51	6.66	6.66	0.20	3	6.46	97	6.46	97	0.20
25	MPCB	127	112.57	50.50	28.65	57	21.85	43	0.16	0	16.30
26	MWCB	0	0.00	0.00	0.00	0	0.00	0	0.00	0	0.00
CO-OP_TOL		178	119.23	57.16	28.85	50	28.31	50	6.62	6	16.50
TOTAL		25024	13018.41	2272.02	897.29	39	1374.73	61	1095.23	8	1029.14
LAST QUARTER DATA											
TOTAL		24288	11995.96	1849.85	1036.86	56	812.99	44	499.64	4	4468.02

PROGRESS ON PMEGP 2014-2015

As on 30.06.2015

Amt. ` in lakhs

BANK	Target	No.of Appn Received	Sanctioned		Disbursed		No.of Appn.Pending		Rejected/ Returned
			A/C	AMT.	A/C	AMT.	Sanction	Disburse	
ALB	29	31	29	117.00	28	113.00	0	1	2
AXIS	143	94	15	63.91	11	7.30	50	4	29
BOB	113	119	44	200.00	44	114.00	24	0	51
BOM	29	21	7	28.50	2	4.00	0	5	14
BOI	86	82	49	250.74	49	166.65	0	0	33
CAN	86	89	49	258.25	49	146.14	23	0	17
CBI	229	229	98	566.98	90	254.32	22	8	109
HDFC	115	91	19	15.00	2	10.00	72	17	0
ICICI	172	65	0	0.00	0	0.00	46	0	19
IDBI	29	59	33	257.00	23	136.00	0	10	26
INDUS	29	13	0	0.00	0	0.00	5	0	8
IOB	57	63	41	241.25	41	123.00	0	0	22
PNB	58	60	33	204.44	33	125.44	9	0	18
PSB	115	113	83	626.77	62	237.14	27	21	3
SBI	907	1115	400	1556.54	346	1171.65	601	54	114
SYN	29	29	23	183.00	23	183.00	6	0	0
UBI	489	414	262	847.76	120	304.28	71	142	81
UCO	343	310	73	133.45	69	112.58	36	4	201
UNION	29	16	6	12.00	5	10.00	0	1	10
VJB	142	116	104	331.84	104	285.01	0	0	12
YES	29	0	0	0.00	0	0.00	0	0	0
TOTAL	3258	3129	1368	5894.43	1101	3503.51	992	267	769

FINANCING UNDER SELF-HELP GROUPS (SHGs)

As on 30.06.2015

Amt. ` in lakhs

CURRENT FINANCIAL YEAR						
SL. NO.	BANK	DEPOSIT LINKAGE			CREDIT LINKAGE	
		TARGET (AC)	A/C	AMT	A/C	AMT
1	ALB	80	17	5.00	2	2.00
2	AXIS	100	0	0.00	0	0.00
3	BOB	80	0	0.00	0	0.00
4	BOI	60	0	0.00	0	0.00
5	BOM	20	0	0.00	0	0.00
6	CAN	80	0	0.00	0	0.00
7	CBI	140	0	0.00	0	0.00
8	HDFC	100	0	0.00	0	0.00
9	ICICI	140	0	0.00	0	0.00
10	IDBI	20	56	27.00	0	0.00
11	INDUS	20	0	0.00	0	0.00
12	IOB	40	33	6.31	5	3.50
13	PNB	40	0	0.00	0	0.00
14	PSB	80	0	0.00	0	0.00
15	SBI	770	0	0.00	7	7.50
16	INDUS	20	0	0.00	0	0.00
17	UBI	340	0	0.00	0	0.00
18	UCO	220	38	0.78	0	0.00
19	UNION	20	0	0.00	0	0.00
20	VJB	110	2	0.48	0	0.00
21	YES	20	0	0.00	0	0.00
ASCB_TOL		2480	146	39.57	14	13.00
22	MRB	340	48	0.40	47	42.10
RRB_TOL		340	48	0.40	47	42.10
23	IUCB	160	0	0.00	0	0.00
24	MSCB	160	3	0.02	0	0.00
25	MPCB	20	0	0.00	0	0.00
26	MWCB	20	0	0.00	0	0.00
CO-OP_TOL		360	3	0.02	0	0.00
TOTAL		3180	197	39.99	61	55.10

FINANCING UNDER SELF-HELP GROUPS (SHGs)

As on 30.06.2015

Amt. ` in lakhs

CUMULATIVE POSITION										
BANK	Deposit Linkage		CREDIT LINKAGE						Outstanding As on 30.06.2015	
			Under SGSY		Direct SHGs		TOTAL			
	A/C	AMT	A/C	AMT	A/C	AMT	A/C	AMT	A/C	AMT
ALB	85	7.10	8	5.50	9	5.13	17	10.63	4	3
AXIS	0	0.00	0	0.00	0	0.00	0	0.00	0	0.00
BOB	576	144.98	137	116.00	171	43.00	308	159.00	0	0.00
BOI	54	1.58	0	0.00	0	0.00	0	0.00	0	0.00
BOM	4	0.40	0	0.00	0	0.00	0	0.00	0	0.00
CAN	0	0.00	0	0.00	0	0.00	0	0.00	0	0.00
CBI	398	12.08	273	395.73	52	77.55	325	473.28	168	277.00
HDF	0	0.00	0	0.00	0	0.00	0	0.00	0	0.00
ICICI	0	0.00	0	0.00	0	0.00	0	0.00	0	0.00
IDBI	56	27.00	0	0.00	0	0.00	0	0.00	0	0.00
INDUS	0	0.00	0	0.00	0	0.00	0	0.00	0	0.00
IOB	170	21.85	15	18.60	30	35.05	45	53.65	38	65.00
PNB	227	31.05	37	5.97	19	2.11	56	8.08	31	15.20
PSB	29	0.55	11	1.98	0	0.00	11	1.98	0	0.00
SBI	10657	136.25	781	746.05	3469	2405.47	4250	3151.52	2525	1221.83
SYN	0	0.00	0	0.00	0	0.00	0	0.00	0	0.00
UBI	4044	104.30	1070	398.68	270	208.35	1340	607.03	424	136.75
UCO	508	25.11	103	71.50	26	60.47	129	131.97	33	102.55
UNION	0	0.00	0	0.00	0	0.00	0	0.00	0	0.00
VJB	88	29.64	0	0.00	68	69.61	68	69.61	98	72.35
YES	0	0.00	0	0.00	0	0.00	0	0.00	0	0.00
ASCB_TOL	16896	541.89	2435	1760.01	4114	2906.74	6549	4666.75	3321	1893.68
MRB	6794	123.88	94	74.22	5199	1849.16	5293	1923.38	1113	427.64
RRB_TOL	6794	123.88	94	74.22	5199	1849.16	5293	1923.38	1113	427.64
IUCB	796	13.03	6	3.00	178	61.69	184	64.69	1	1.08
MSCB	2091	26.26	47	117.50	5	1.15	52	118.65	2	2.30
MPCB	62	0.25	62	54.75	16	10.00	78	64.75	0	0.00
MWCB	16	1.42	0	0.00	21	27.29	21	27.29	0	0.00
CO-OP_TOL	2965	40.96	115	175.25	220	100.13	335	275.38	3	3.38
TOTAL	26655	706.73	2644	2009.48	9533	4856.03	12177	6865.51	4437	2324.70

WEAVERS CREDIT CARD 2013-2014

As on 30.06.2015

Amt. ` in lakhs

BANK	Target	No. of Proposal Received	Sanctioned		Disbursed		Pending		Reject/ Return
			No	Amt	No	Amt	Sanction	Disburse	
ALB	0	0	0	0	0	0	0	0	0
AXIS	265	65	5	1.00	5	0.79	60	0	0
BOB	215	18	0	0.00	0	0.00	18	0	0
BOI	180	185	174	36.00	141	34.35	11	33	0
BOM	0	0	0	0.00	0	0.00	0	0	0
CAN	0	211	211	105.50	211	105.50	0	0	0
CBI	414	112	0	0.00	0	0.00	74	0	38
HDFC	323	45	0	0.00	0	0.00	0	0	45
ICICI	220	39	0	0.00	0	0.00	39	0	0
IDBI	0	0	0	0.00	0	0.00	0	0	0
INDUS	0	0	0	0.00	0	0.00	0	0	0
IOB	0	0	0	0.00	0	0.00	0	0	0
PNB	203	193	58	14.50	0	0.00	14	58	121
PSB	203	46	0	0.00	0	0.00	46	0	0
SBI	6000	2967	736	190.79	592	143.75	2231	144	0
SYN	60	9	0	0.00	0	0.00	9	0	0
UBI	2779	1437	43	9.14	18	3.14	719	25	675
UCO	248	63	10	5.00	10	5.00	8	0	45
UNION	0	0	0	0.00	0	0.00	0	0	0
VJB	413	186	5	1.20	5	1.20	0	0	181
YES	0	0	0	0.00	0	0.00	0	0	0
ASCB_TOL	11523	5576	1242	363.13	982	293.73	3229	260	1105
MRB	1722	489	489	102.99	489	102.69	0	0	0
RRB_TOL	1722	489	489	102.99	489	102.69	0	0	0
IUCB	705	675	17	4.30	17	4.30	217	0	441
MSCB	1050	0	0	0.00	0	0.00	0	0	0
MPCB	0	0	0	0.00	0	0.00	0	0	0
MWCB	0	0	0	0.00	0	0.00	0	0	0
CO_TOL	1755	675	17	4.30	17	4.30	217	0	441
TOTAL	15000	6740	1748	470.42	1488	400.72	3446	260	1546

WEAVERS CREDIT CARD 2012-2013

As on 30.06.2015

Amt. ` in lakhs

BANK	Target	No. of Proposal Received	Sanctioned		Disbursed		Pending		Reject/Return
			No	Amt	No	Amt	Sanction	Disburse	
ALB	0	0	0	0.00	0	0.00	0	0	0
AXIS	0	0	0	0.00	0	0.00	0	0	0
BOB	210	210	10	3.50	10	3.50	200	0	0
BOI	0	0	0	0.00	0	0.00	0	0	0
BOM	0	0	0	0.00	0	0.00	0	0	0
CAN	0	50	50	25.00	50	25.00	0	0	0
CBI	275	149	55	13.55	55	13.55	0	0	94
HDFC	275	157	11	2.75	0	0.00	0	11	146
ICICI	0	0	0	0.00	0	0.00	0	0	0
IDBI	0	0	0	0.00	0	0.00	0	0	0
INDUS	0	0	0	0.00	0	0.00	0	0	0
IOB	0	0	0	0.00	0	0.00	0	0	0
PNB	135	55	0	0.00	0	0.00	0	0	55
PSB	135	55	19	3.80	19	3.80	0	0	36
SBI	4000	3015	2076	529.75	596	161.88	600	1480	339
SYN	0	0	0	0.00	0	0.00	0	0	0
UBI	2000	1070	152	40.60	72	16.65	409	80	509
UCO	135	123	115	28.70	115	28.70	0	0	8
UNION	0	0	0	0.00	0	0.00	0	0	0
VJB	275	254	28	7.80	28	7.80	226	0	0
YES	0	0	0	0.00	0	0.00	0	0	0
ASCB_TOL	7440	5138	2516	655.45	945	260.88	1435	1571	1187
MRB	1310	1265	416	87	283	60	507	133	342
RRB_TOL	1310	1265	416	86.61	283	60.00	507	133	342
IUCB	550	350	12	3.05	12	3.05	0	0	338
MSCB	700	0	0	0.00	0	0.00	0	0	0
MPCB	0	0	0	0.00	0	0.00	0	0	0
MWCB	0	0	0	0.00	0	0.00	0	0	0
CO_TOL	1250	350	12	3.05	12	3.05	0	0	338
TOTAL	10000	6753	2944	745.11	1240	323.93	1942	1704	1867

DISTRICT-WISE ADVANCES UNDER KISAN CREDIT CARD (KCC)

As on 30.06.2015

Amt. ` in lakhs

Sl. No.	District	Current year			Cumulative position	
		TARGET	No.of Cards Issued	Limit Sanctioned	No.of Cards Issued	Limit Sanctioned
1	THOUBAL	8600	193	116.65	7638	3551.62
2	CHANDEL	4700	110	63.84	2282	1040.06
3	CHURACHANDPUR	8000	11	5.95	3268	1510.78
4	SENAPATI	3800	246	157.69	6692	3424.41
5	IMPHAL WEST	18000	477	339.17	19101	9727.14
6	IMPHAL EAST	10000	152	55.73	4719	1739.15
7	BISHNUPUR	8900	680	278.49	4625	1505.93
8	TAMENGLONG	6200	0	0.00	148	17.86
9	UKHRUL	1300	18	11.62	636	121.12
TOTAL		69500	1887	1029.14	49109	22638.07
LAST QUARTER DATA						
TOTAL		59676	8334	4468.02	47210	21605.93

BANKWISE ADVANCES UNDER KISAN CREDIT CARD (KCC)

As on 30.06.2015

Amt. ` in lakhs

Sl. No.	Banks	Target	Current year		Cummulative position	
			No.of Cards issued	Limit Sanctioned	No.of Cards issued	Limit Sanctioned
1	ALB	596	0	0.00	179	48.31
2	AXIS	1986	0	0.00	0	0.00
3	BOB	1126	0	0.00	346	168.97
4	BOI	676	1	1.00	30	17.84
5	BOM	36	0	0.00	0	0.00
6	CAN	216	0	0.00	348	174.02
7	CBI	1596	4	1.90	658	565.62
8	HDFC	1910	0	0.00	1	2.61
9	ICICI	1104	455	335.00	3041	1845.00
10	IDBI	82	0	0.00	635	295.00
11	INDUS	46	0	0.00	0	0.00
12	IOB	456	0	0.00	175	163.77
13	PNB	1002	20	10.00	7965	4374.11
14	PSB	1676	0	0.00	90	61.85
15	SBI	26510	455	290.10	22046	11254.70
16	SYN	54	0	0.00	0	0.00
17	UBI	16916	136	104.78	3299	797.17
18	UCO	3744	17	16.99	351	156.84
19	UNION	12	0	0.00	0	0.00
20	VJB	1454	0	0.00	44	33.75
21	YES	36	0	0.00	0	0.00
ASCB_TOL		61234	1088	759.77	39208	19959.56
22	MRB	3898	782	252.87	9182	2481.05
RRB_TOL		3898	782	252.87	9182	2481.05
23	IUCB	2594	0	0.00	0	0.00
24	MSCB	1434	1	0.20	543	62.79
25	MPCB	294	16	16.30	175	130.77
26	MWCB	46	0	0.00	1	3.90
CO-OP_TOL		4368	17	16.50	719	197.46
TOTAL		69500	1887	1029.14	49109	22638.07
LAST QUARTER DATA						
TOTAL		59676	8334	4468.02	47210	21605.93

RECOVERY UNDER BAKIJAI CASES

As on 30.06.2015

Amt. ` in lakhs

Sl. No.	Banks	Pending cases at the beginning of the quarter		Addition of cases during the quarter		Cases settled during the quarter		Pending cases at the close of the quarter	
		No	Amount	No	Amount	No	Amount	No	Amount
1	IUCB	0	0.00	0	0.00	0	0.00	0	0.00
2	MSCB	120	328.08	0	0.00	6	11.34	116	316.74
3	MPCB	0	0.00	0	0.00	0	0.00	0	0.00
4	MWCB	0	0.00	0	0.00	0	0.00	0	0.00
TOTAL		120	328.08	0	0.00	6	11.34	116	316.74
LAST QUARTER DATA									
TOTAL		128	340.92	0	0.00	8	12.84	120	328.08

RECOVERY POSITION UNDER PMRY

As on 30.06.2015

Amt. ` in lakhs

BANK	Total Outstanding		Demand	Recovery		Overdue Amt.
	No.	Amt.	Amt.	Amt.	%	
ALB	79	77.91	77.91	1.00	1	76.91
AXIS	0	0.00	0.00	0.00	0	0.00
BOB	4	5.00	0.00	0.00	0	0.00
BOI	0	0.00	0.00	0.00	0	0.00
BOM	0	0.00	0.00	0.00	0	0.00
CAN	0	0.00	0.00	0.00	0	0.00
CBI	60	9.60	8.00	0.22	3	7.78
HDFC	0	0.00	0.00	0.00	0	0.00
ICICI	0	0.00	0.00	0.00	0	0.00
IDBI	0	0.00	0.00	0.00	0	0.00
INDUS	0	0.00	0.00	0.00	0	0.00
IOB	0	0.00	0.00	0.00	0	0.00
PNB	117	143.00	85.92	19.81	23	66.11
PSB	167	165.00	165.00	0.00	0	165.00
SBI	62	119.12	115.57	0.30	0	115.27
SYN	0	0.00	0.00	0.00	0	0.00
UBI	555	228.31	228.31	2.65	1	225.66

UCO	20	15.50	11.00	2.10	19	8.90
UNION	0	0.00	0.00	0.00	0	0.00
VJB	163	131.87	131.87	0.15	0	131.72
YES	0	0.00	0.00	0.00	0	0.00
TOTAL	1227	895.31	823.58	25.23	3	798.35
LAST QUARTER DATA						
TOTAL	1251	908.03	823.44	20.82	3	802.62

RECOVERY POSITION UNDER KVIC

As on 30.06.2015

Amt. ` in lakhs

BANK	Total Outstanding		Demand	Recovery		Overdue
	No.	Amt.	Amt.	Amt.	%	Amt.
ALB	20	31	22	2	9	20.00
AXIS	0	0.00	0.00	0.00	0	0.00
BOB	0	0.00	0.00	0.00	0	0.00
BOI	0	0.00	0.00	0.00	0	0.00
BOM	0	0.00	0.00	0.00	0	0.00
CAN	0	0.00	0.00	0.00	0	0.00
CBI	52	283.00	132.62	64.53	49	68.09
HDFC	0	0.00	0.00	0.00	0	0.00
ICICI	0	0.00	0.00	0.00	0	0.00
IDBI	0	0.00	0.00	0.00	0	0.00
INDUS	0	0.00	0.00	0.00	0	0.00
IOB	0	0.00	0.00	0.00	0	0.00
PNB	43	283.90	45.00	14.26	32	30.74
PSB	2	1.50	1.45	0.09	6	1.36
SBI	9	29.33	2.36	0.27	11	2.09
SYN	0	0.00	0.00	0.00	0	0.00
UBI	78	300.98	301.34	1.56	1	299.78
UCO	36	70.00	44.95	3.67	8	41.28
UNION	0	0.00	0.00	0.00	0	0.00
VJB	9	14.35	14.35	1.50	10	12.85
YES	0	0.00	0.00	0.00	0	0.00
TOTAL	249	1014.06	564.07	87.88	16	476.19
LAST QUARTER DATA						
TOTAL	249	1014.15	564.25	87.88	16	476.37

RECOVERY POSITION UNDER SGSY

As on 30.06.2015

Amt. ` in lakhs

BANK	Total Outstanding		Demand	Recovery		Overdue
	No.	Amt.	Amt.	Amt.	%	Amt.
ALB	4	3.00	3.00	3.00	0	3.00
AXIS	0	0.00	0.00	0.00	0	0.00
BOB	0	0.00	0.00	0.00	0	0.00
BOI	0	0.00	0.00	0.00	0	0.00
BOM	0	0.00	0.00	0.00	0	0.00
CAN	0	0.00	0.00	0.00	0	0.00
CBI	144	182.23	117.80	47.12	40	70.68
HDFC	0	0.00	0.00	0.00	0	0.00
ICICI	0	0.00	0.00	0.00	0	0.00
IDBI	0	0.00	0.00	0.00	0	0.00
INDUS	0	0.00	0.00	0.00	0	0.00
IOB	0	0.00	0.00	0.00	0	0.00
PNB	22	13.20	5.00	2.30	46	2.70
PSB	11	1.98	0.00	0.00	0	0.00
SBI	282	108.88	31.92	6.61	21	25.31
SYN	0	0.00	0.00	0.00	0	0.00
UBI	241	66.50	23.89	2.00	8	21.89
UCO	35	2.88	1.20	0.00	0	1.20
UNION	0	0.00	0.00	0.00	0	0.00
VJB	0	0.00	0.00	0.00	0	0.00
YES	0	0.00	0.00	0.00	0	0.00
ASCB_TOL	739	378.67	182.81	58.03	32	124.78
MRB	26	10.67	3.31	2.52	76	0.79
RRB_TOL	26	10.67	3.31	2.52	76	0.79
IUCB	0	0.00	0.00	0.00	0	0.00
MSCB	2	2.30	2.30	0.00	0	2.30
MPCB	0	0.00	0.00	0.00	0	0.00
MWCB	0	0.00	0.00	0.00	0	0.00
CO-OP_TOL	2	2.30	2.30	0.00	0.00	2.30
TOTAL	767	391.64	188.42	60.55	32	127.87

RECOVERY POSITION UNDER PMEGP

As on 30.06.2015

Amt. ` in lakhs

BANK	Total Outstanding		Demand	Recovery		Overdue
	No.	Amt.	Amt.	Amt.	%	Amt.
ALB	152	194.00	29.00	0.00	0	29.00
AXIS	21	12.84	0.28	0.00	0	0.28
BOB	20	57.00	20.00	0.00	0	20.00
BOI	33	25.00	16.00	9.00	56	7.00
BOM	0	0.00	0.00	0.00	0	0.00
CAN	42	171.66	36.30	18.66	51	17.64
CBI	204	990.65	92.35	1.72	2	90.63
HDFC	0	0.00	0.00	0.00	0	0.00
ICICI	0	0.00	0.00	0.00	0	0.00
IDBI	0	0.00	0.00	0.00	0	0.00
INDUS	0	0.00	0.00	0.00	0	0.00
IOB	114	243.52	76.15	35.65	47	40.50
PNB	57	374.66	35.45	7.30	21	28.15
PSB	36	126.00	15.00	13.00	87	2.00
SBI	1144	4238.00	719.60	73.53	10	646.07
SYN	0	0.00	0.00	0.00	0	0.00
UBI	625	1120.60	449.41	41.71	9	407.70
UCO	150	545.46	133.37	10.82	8	122.55
UNION	0	0.00	0.00	0.00	0	0.00
VJB	138	232.27	104.05	2.80	3	101.25
YES	0	0.00	0.00	0.00	0	0.00
TOTAL	2736	8331.66	1726.96	214.19	12	1512.77

RECOVERY POSITION UNDER SHG

As on 30.06.2015

Amt. ` in lakhs

BANK	Total Outstanding		Demand	Recovery		Overdue
	No.	Amt.	Amt.	Amt.	%	Amt.
ALB	4	3.00	3.00	0.00	0	3.00
AXIS	0	0.00	0.00	0.00	0	0.00
BOB	0	0.00	0.00	0.00	0	0.00
BOI	0	0.00	0.00	0.00	0	0.00
BOM	0	0.00	0.00	0.00	0	0.00
CAN	0	0.00	0.00	0.00	0	0.00
CBI	168	277.00	57.00	23.00	40	34.00
HDFC	0	0.00	0.00	0.00	0	0.00
ICICI	0	0.00	0.00	0.00	0	0.00
IDBI	0	0.00	0.00	0.00	0	0.00
INDUS	0	0.00	0.00	0.00	0	0.00
IOB	38	65.00	51.25	4.50	9	46.75
PNB	31	15.20	5.00	2.30	46	2.70
PSB	0	0.00	0.00	0.00	0	0.00
SBI	2525	1221.84	472.76	36.52	8	436.24
SYN	0	0.00	0.00	0.00	0	0.00
UBI	424	136.75	66.03	2.95	4	63.08
UCO	33	102.55	10.20	2.24	22	7.96
UNION	0	0.00	0.00	0.00	0	0.00
VJB	98	72.35	15.68	4.76	30	10.92
YES	0	0.00	0.00	0.00	0	0.00
ASCB_TOL	3321	1893.69	680.92	76.27	11	604.65
MRB	1113	427.64	98.32	84.68	86	13.64
RRB_TOL	1113	427.64	98.32	84.68	86	13.64
IUCB	1	1.08	1.23	0.15	12	1.08
MSCB	2	2.30	6.05	3.75	62	2.30
MPCB	0	0.00	0.00	0.00	0	0.00
MWCB	0	0.00	0.00	0.00	0	0.00
CO-OP_TOL	3	3.38	7.28	3.90	54	3.38
TOTAL	4437	2324.71	786.52	164.85	21	621.67

RECOVERY CAMPS CONDUCTED BY THE BANKS

As on 30.06.2015

Amt. ` in lakhs

Sl. No.	Bank	No.of Re_camp		Recovery Made	
		Current Qtr	Current Yr	A/C No.	Amt.
1	ALB	1	1	13	7.18
2	AXIS	0	0	0	0.00
3	BOB	0	0	0	0.00
4	BOI	2	2	18	2.50
5	BOM	0	0	0	0.00
6	CAN	2	1	60	51.00
7	CBI	1	1	1	0.15
8	HDFC	0	0	0	0.00
9	ICICI	0	0	0	0.00
10	IDBI	0	0	0	0.00
11	INDUS	0	0	0	0.00
12	IOB	0	0	0	0.00
13	PNB	1	1	7	7.45
14	PSB	0	0	0	0.00
15	SBI	4	4	39	4.46
16	SYN	0	0	0	0.00
17	UBI	7	7	97	31.85
18	UCO	1	1	0	0.00
19	UNION	0	0	0	0.00
20	VJB	1	1	3	3.00
21	YES	0	0	0	0.00
	ASCB_TOL	20	19	238	107.59
22	MRB	7	7	292	40.75
	RRB_TOL	7	7	292	40.75
23	IUCB	0	0	0	0.00
24	MSCB	0	0	0	0.00
25	MPCB	0	0	0	0.00
26	MWCB	0	0	0	0.00
	CO-OP_TOL	0	0	0	0.00
	TOTAL	27	26	530	148.34

JOINT RECOVERY DRIVES WITH GOVT. AUTHORITIES

As on 30.06.2015

Amt. ` in lakhs

Sr. No.	Bank	No. of Re_camp		Recovery Made	
		Curr.Qtr	Curr. Yr	No.	Amt.
NIL					

REVIEW OF DCC / DLRC MEETING HELD FOR THE FINANCIAL YEAR 2014-2015

Sl. No.	District	Lead Bank	Date of DCC Meeting				Dates of DLRC Meeting			
			1 st Qtr.	2 nd Qtr.	3 rd Qtr.	4 th Qtr.	1 st Qtr.	2 nd Qtr.	3 rd Qtr.	4 th Qtr.
1	Thoubal	S B I	20.09.2014	25.12.2014	13.03.2015	11.06.2015	20.09.2014	25.12.2014	13.03.2015	11.06.2015
2	Chandel		19.08.2014	03.12.2014	17.04.2015	26.06.2015	19.08.2014	03.12.2014	17.04.2015	26.06.2015
3	Chura-chandpur		26.09.2014	11.11.2014	12.03.2015	23.05.2015	26.09.2014	11.11.2014	12.03.2015	23.05.2015
4	Senapati		27.09.2014	08.12.2014	11.02.2015	16.06.2015	27.09.2014	08.12.2014	11.02.2015	16.06.2015
5	Imphal-West		29.09.2014	06.01.2015	15.04.2015	04.07.2015	29.09.2014	06.01.2015	15.04.2015	04.07.2015
6	Imphal-East	U B I	26.09.2014	26.11.2014	23.03.2015	29.06.2015	26.09.2014	26.11.2014	23.03.2015	29.06.2015
7	Bishnupur		22.11.2014	27.11.2014	27.03.2015	09.06.2015	22.11.2014	27.11.2014	27.03.2015	09.06.2015
8	Tameng-long		6.11.2014	3.12.2014	24.03.2015		6.11.2014	3.12.2014	24.03.2015	
9	Ukhrul		20.09.2014	20.11.2014	26.03.2015		20.09.2014	20.11.2014	26.03.2015	

STATISTICAL INFORMATIONS**(A) Details of advances to sensitive sectors**

As on 30.06.2015

Amt. ` in lakhs

BANK	MINORITY COMMUNITY		SC/ST		WOMEN BENEFICIARY		WEAKER SECTION		PHYSICALLY HANDICAPED	
	A/C	AMT	A/C	AMT	A/C	AMT	A/C	AMT	A/C	AMT
ALB	311	148.96	354	484.40	436	323.49	568	550.68	5	3.68
AXIS	16	197.09	20	251.14	172	372.66	24	88.11	0	0.00
BOB	218	548.53	306	648.11	1108	1539.62	1466	1848.04	1	0.25
BOI	2	4.00	20	31.10	53	172.73	0	0.00	0	0.00
BOM	0	0.00	0	0.00	1	1.75	0	0.00	0	0.00
CAN	221	270.41	106	164.32	637	691.99	111	163.28	0	0.00
CBI	122	301.22	205	139.88	701	1033.82	636	2101.81	0	0.00
HDFC	17	82.00	19	115.00	359	580.15	285	286.79	0	0.00
ICICI	143	92.78	1795	1973.64	3912	3851.00	2412	2014.00	0	0.00
IDBI	0	0.00	0	0.00	0	0.00	0	0.00	0	0.00
INDUS	0	0.00	0	0.00	0	0.00	0	0.00	0	0.00
IOB	60	92.60	128	134.41	304	225.14	36	9.79	0	0.00
PNB	5837	3592.93	5913	3620.13	3274	2527.50	7057	4736.41	0	0.00
PSB	74	179.00	197	254.00	352	400.50	382	808.00	0	0.00
SBI	19593	16543.48	20729	18249.62	13034	10221.94	15838	16008.92	11	10.72
SYN	42	88.27	42	88.27	31	46.00	0	0.00	0	0.00
UBI	6337	6679.50	7313	8647.43	3724	4973.75	6269	8022.16	9	4.82
UCO	127	399.60	247	730.86	691	1035.77	322	1408.50	4	2.56
UNION	0	0.00	0	0.00	0	0.00	10	4.36	0	0.00
VJB	222	376.66	228	720.85	517	755.61	319	456.85	0	0.00
YES	0	0.00	0	0.00	0	0.00	0	0.00	0	0.00
ASCB_TOL	33342	29597.03	37622	36253.16	29306	28753.42	35735	38507.70	30	22.03
MRB	1446	495.32	1603	670.60	7669	2731.86	14754	4045.55	0	0.00
RRB_TOL	1446	495.32	1603	670.60	7669	2731.86	14754	4045.55	0	0.00
IUCB	983	499.90	498	510.84	2728	2219.95	8792	4914.86	7	6.92
MSCB	2780	3060.52	4464	5330.46	68	83.48	802	1750.10	0	0.00
MPCB	24	8.49	57	27.52	414	218.81	544	375.24	0	0.00

MWCB	5	1.88	1	0.35	599	263.60	599	265.91	0	0.00
CO-OP_TOL	3792	3570.79	5020	5869.17	3809	2785.84	10737	7306.11	7	6.92
TOTAL	38580	33663.14	44245	42792.93	40784	34271.12	61226	49859.36	37	28.95
LAST QUARTER DATA										
TOTAL	37756	32820.25	42855	41200.99	38962	32141.25	58857	48066.62	36	28.45

STATISTICAL INFORMATIONS**(B) ADVANCES UNDER TRANSPORT OPERATOR SCHEME**

As on 30.06.2015

Amt. ` in lakhs

Sl. No.	Banks	No. of A/Cs	Total O/S	Demand Rised	Recovery		Overdue
					Amt	%	
1	ALB	37	161	11.00	0	0	11.00
2	AXIS	0	0.00	0.00	0.00	0	0.00
3	BOB	0	0.00	0.00	0.00	0	0.00
4	BOI	9	17.06	17.06	16.50	97	0.56
5	BOM	0	0.00	0.00	0.00	0	0.00
6	CAN	3	18.44	4.59	4.16	91	0.43
7	CBI	10	36.65	16.27	2.20	14	14.07
8	HDFC	0	0.00	0.00	0.00	0	0.00
9	ICICI	0	0.00	0.00	0.00	0	0.00
10	IDBI	9	54.00	0.00	0.00	0	0.00
11	INDUS	0	0.00	0.00	0.00	0	0.00
12	IOB	4	8.15	1.00	0.54	100	0.00
13	PNB	8	4.60	0.00	0.30	75	0.10
14	PSB	2	24.00	0.00	0.00	0	0.00
15	SBI	614	1264.23	68.00	55.68	82	11.90
16	SYN	21	45.94	0.00	0.00	0	0.00
17	UBI	648	1241.04	687.00	151.61	22	535.27
18	UCO	14	35.11	3.00	3.13	100	0.00
19	UNION	0	0.00	0.00	0.00	0	0.00
20	VJB	59	143.41	23.00	6.10	26	17.20
21	YES	0	0.00	0.00	0.00	0	0.00
ASCB_TOL		1438	3053.63	830.75	240.22	29	590.53
22	MRB	29	79.82	23.87	16.52	69	7.35
RRB_TOL		29	79.82	23.87	16.52	69	7.35
23	IUCB	217	503.91	437.10	37.10	8	400.00

24	MSCB	25	198.62	0.00	0.00	0	0.00
25	MPCB	6	1.13	1.13	0.00	0	1.13
26	MWCB	0	0.00	0.00	0.00	0	0.00
CO-OP_TOL		248	703.66	438.23	37.10	8	401.13
TOTAL		1715	3837.11	1292.85	293.84	23	999.01

(C) POSITIONS OF ADVANCES AND RECOVERY UNDER DRI SCHEME

As on 30.06.2015

Amt. ` in lakhs

BANK	Total Outstanding		Demand	Recovery		Overdue
	No.	Amt.	Amt.	Amt.	%	Amt.
ALB	0	0.00	0.00	0.00	0	0.00
AXIS	0	0.00	0.00	0.00	0	0.00
BOB	0	0.00	0.00	0.00	0	0.00
BOI	0	0.00	0.00	0.00	0	0.00
BOM	0	0.00	0.00	0.00	0	0.00
CAN	10	1.22	0.40	0.25	63	0.15
CBI	6	0.99	0.99	0.25	25	0.74
HDFC	0	0.00	0.00	0.00	0	0.00
ICICI	0	0.00	0.00	0.00	0	0.00
IDBI	0	0.00	0.00	0.00	0	0.00
INDUS	0	0.00	0.00	0.00	0	0.00
IOB	4	0.85	0.85	0.15	18	0.70
PNB	0	0.00	0.00	0.00	0	0.00
PSB	11	1.98	0.00	0.00	0	0.00
SBI	34	2.68	0.96	0.10	10	0.86
SYN	0	0.00	0.00	0.00	0	0.00
UBI	45	3.43	0.68	0.55	81	0.13
UCO	5	0.90	0.46	0.06	13	0.40
UNION	0	0.00	0.00	0.00	0	0.00
VJB	0	0.00	0.00	0.00	0	0.00
YES	0	0.00	0.00	0.00	0	0.00
ASCB_TOL	115	12.05	4.34	1.36	31	2.98
MRB	0	0.00	0.00	0.00	0	0.00
RRB_TOL	0	0.00	0.00	0.00	0	0.00
IUCB	0	0.00	0.00	0.00	0	0.00
MSCB	0	0.00	0.00	0.00	0	0.00
MPCB	0	0.00	0.00	0.00	0	0.00

MWCB	0	0.00	0.00	0.00	0	0.00
CO-OP_TOL	0	0.00	0.00	0.00	0	0.00
TOTAL	115	12.05	4.34	1.36	31	2.98

BANKWISE FLCC CAMPS**As on 30.06.2015****POSITION OF FLCC CAMPS HELD FOR THE YEARS**

SL. NO.	BANK	2011-2012	2012-2013	2013-2014	2014-2015	2015-2016
1	ALB	0	0	0	0	0
2	AXIS	0	0	0	0	0
3	BOB	0	0	0	2	1
4	BOI	0	0	0	2	0
5	BOM	0	0	0	1	0
6	CAN	0	0	0	2	1
7	CBI	0	0	0	1	1
8	HDFC	0	0	0	28	1
9	ICICI	0	0	0	1	3
10	IDBI	0	0	0	4	0
11	INDUS	0	0	0	0	0
12	IOB	0	0	0	0	0
13	PNB	0	0	0	1	0
14	PSB	0	0	0	7	0
15	SBI	3	1	32	47	6
16	SYN	0	0	0	0	0
17	UBI	0	8	11	26	0
18	UCO	0	0	1	1	3
19	UNION	0	0	0	0	0
20	VJB	0	0	3	7	4
21	YES	0	0	0	0	0
22	MRB	4	15	21	14	0
23	IUCB	0	0	0	4	0

24	MSCB	0	0	0	2	0
25	MPCB	0	0	0	0	0
26	MWCB	0	0	0	0	0
27	NABARD	0	0	0	29	0
28	NGOs	0	0	0	39	0
TOTAL		7	24	68	218	20

DETAILS OF FLCC CAMPS HELD DURING THE YEAR

Bank	Name of Village	Date of camp held	District
BOB	1.Yarou Bamdiar	06.06.2015	Imphal West
CAN	1.Saidan Village	05.07.2015	Churachandpur
CBI	1.Branch premise	27.06.2015	Thoubal
HDFC	1.Katomei Village	13.06.2015	Senapati
ICICI	1. Maklang 2.Andro Ward No. 3 3. Andro Ward No. 10	11.04.2015 18.05.2015 20.06.2015	Imphal West Imphal East Imphal East
SBI	1. Chowainamei Khunou 2. Oinam Bazar 3. Mt. Zion Sr. Sec. School 4. Branch Premise 5. Branch Premise 6. Tumuen Khullen	11.04.2015 23.04.2015 14.05.2015 13.06.2015 20.06.2015 30.06.2015	Senapati Bishnupur Senapati Churachandpur Churachandpur Senapati
UCO	1.Kakching Makha Leikai 2. Kakching Turel Wangma 3. Kakching Wairi	05.04.2015 03.05.2015 07.06.2015	Thoubal Thoubal Thoubal
VJB	1.Saikul Bazar 2. Thingkangphai 3. Sagolband 4. Sagolband	14.05.2015 21.06.2015 26.05.2015 17.06.2015	Senapati Churachandpur Imphal West Imphal West

Progress under One Time Settlement Scheme

As on 30.06.2015

Amt. ` in lakhs

SL. NO	BANK	NO. OF NPA A/Cs SETTLED	AMOUNT INVOLVED
1	ALB	0	0
2	AXIS	0	0.00
3	BOB	0	0.00
4	BOI	0	0.00
5	BOM	0	0.00
6	CAN	0	0.00
7	CBI	0	0.00
8	HDFC	0	0.00
9	ICICI	0	0.00
10	IDBI	0	0.00
11	INDUS	0	0.00
12	IOB	26	32.02
13	PNB	2	2.15
14	PSB	0	0.00
15	SBI	0	0.00
16	SYN	0	0.00
17	UBI	33	21.99
18	UCO	0	0.00
19	UNION	0	0.00
20	VJB	3	3.00
21	YES	0	0.00
ASCB_TOL		64	59.16
22	MRB	46	18.06
RRB_TOL		46	18.06
23	IUCB	0	0.00
24	MSCB	51	30.13
25	MPCB	0	0.00
26	MWCB	0	0.00

CO-OP_TOL	51	30.13
TOTAL	161	107.35

Progress under Financial inclusion: issue of General Purpose Credit Card (GCC)

As on 30.06.2015

Amt. ` in lakhs

Sl.No.	Banks	Current quarter			Cumulative Position	
		Target	Cards	Sanctioned Amt.	Cards	Sanctioned Amt.
1	ALB	100	0	0.00	10	0.92
2	AXIS	310	0	0.00	0	0.00
3	BOB	300	0	0.00	315	131.97
4	BOI	110	0	0.00	0	0.00
5	BOM	50	0	0.00	0	0.00
6	CAN	50	0	0.00	0	0.00
7	CBI	260	0	0.00	0	0.00
8	HDFC	350	0	0.00	0	0.00
9	ICICI	180	0	0.00	0	0.00
10	IDBI	50	0	0.00	0	0.00
11	INDUS	0	0	0.00	0	0.00
12	IOB	150	0	0.00	40	18.00
13	PNB	110	0	0.00	21	5.25
14	PSB	110	0	0.00	0	0.00
15	SBI	2215	0	0.00	463	93.05
16	SYN	0	0	0.00	0	0.00
17	UBI	1030	38	11.45	51	13.45
18	UCO	280	1	0.25	19	4.18
19	UNION	0	0	0.00	0	0.00
20	VJB	200	0	0.00	29	7.30
21	YES	0	0	0.00	0	0.00
ASCB_TOL		5855	39	11.70	948	274.12
22	MRB	805	0	0.00	586	72.17
RRB_TOL		805	0	0.00	586	72.17
23	IUCB	510	16	2.61	440	81.53

24	MSCB	375	0	0.00	20	5.75
25	MPCB	10	0	0.00	0	0.00
26	MWCB	50	0	0.00	0	0.00
CO-OP-TOL		945	16	2.61	460	87.28
TOTAL		7605	55	14.31	1994	433.57
LAST QUARTER DATA						
TOTAL		7605	55	14.31	1994	433.57

DISTRICTWISE PERFORMANCE UNDER ACP 2015-16

1. NAME OF THE DISTRICT: THOUBAL

As on 30.06.2015

Lead Bank: State Bank of India

Amt. ` in lakhs

BANK	AGL & ALLIED ACTIVITIES			INDUSTRY LOAN			EDUCATION LOAN			HOUSING LOAN			OTHER PRIORITY SECTOR			PRIORITY TOTAL			NON PRIORITY		
	Target	Ach	%	Target	Ach	%	Target	Ach	%	Target	Ach	%	Target	Ach	%	Target	Ach	%	Target	Ach	%
SBI	2672.00	0.37	0	920.00	5.64	1	110.00	0.00	0	138.00	38.00	28	660.00	95.25	14	4500.00	139.26	3	1967.00	221.52	11
ALB	15.00	0.00	0	10.00	0.00	0	5.00	0.00	0	5.00	0.00	0	5.00	0.00	0	40.00	0.00	0	11.00	0.00	0
AXIS	113.00	0.00	0	39.00	1.62	4	5.00	0.00	0	6.00	0.00	0	28.00	0.00	0	191.00	1.62	1	83.00	0.00	0
BOI	98.00	0.65	1	34.00	13.15	39	5.00	0.00	0	5.00	13.45	269	25.00	16.33	65	167.00	43.58	26	72.00	0.00	0
CAN	28.00	0.00	0	10.00	0.00	0	5.00	3.88	78	5.00	5.00	100	7.00	162.85	2326	55.00	171.73	312	21.00	68.04	324
CBI	18.00	0.50	3	10.00	0.00	0	5.00	0.00	0	5.00	0.00	0	5.00	0.00	0	43.00	0.50	1	13.00	0.00	0
HDFC	956.00	80.36	8	332.00	17.54	5	42.00	0.00	0	53.00	0.54	1	239.00	0.00	0	1622.00	98.44	6	704.00	295.05	42
ICICI	80.00	213.00	266	27.00	0.00	0	5.00	0.00	0	5.00	0.00	0	20.00	0.00	0	137.00	213.00	155	58.00	6.00	10
IOB	161.00	0.00	0	56.00	4.75	8	7.00	0.00	0	9.00	9.50	106	40.00	16.25	41	273.00	30.50	11	118.00	0.60	1
UBI	2129.00	117.17	6	734.00	0.00	0	95.00	0.00	0	113.00	0.00	0	527.00	0.00	0	3598.00	117.17	3	1568.00	0.50	0
UCO	15.00	8.50	57	10.00	0.00	0	5.00	0.00	0	5.00	0.00	0	5.00	0.00	0	40.00	8.50	21	11.00	9.00	82
ASCB_TOL	6285.00	420.55	7	2182.00	42.70	2	289.00	3.88	1	349.00	66.49	19	1561.00	290.68	19	10666.00	824.30	8	4626.00	600.71	13
MRB	698.00	18.73	3	243.00	22.65	9	21.00	0.00	0	39.00	0.00	0	185.00	44.60	24	1186.00	85.98	7	514.00	25.81	5
RRB_TOL	698.00	18.73	3	243.00	22.65	9	21.00	0.00	0	39.00	0.00	0	185.00	44.60	24	1186.00	85.98	7	514.00	25.81	5
MSCB	217.00	32.20	15	75.00	0.00	0	10.00	0.00	0	12.00	0.00	0	54.00	0.00	0	368.00	32.20	9	160.00	5.00	3
CO-OP_TOL	217.00	32.20	15	75.00	0.00	0	10.00	0.00	0	12.00	0.00	0	54.00	0.00	0	368.00	32.20	9	160.00	5.00	3
TOTAL	7200.00	471.48	7	2500.00	65.35	3	320.00	3.88	1	400.00	66.49	17	1800.00	335.28	19	12220.00	942.48	8	5300.00	631.52	12

2. NAME OF THE DISTRICT: CHANDEL

As on 30.06.2015

Lead Bank: State Bank of India

Amt. ` in lakhs

BANK	AGL & ALLIED ACTIVITIES			INDUSTRY LOAN			EDUCATION LOAN			HOUSING LOAN			OTHER PRIORITY SECTOR			PRIORITY TOTAL			NON PRIORITY		
	Target	Ach	%	Target	Ach	%	Target	Ach	%	Target	Ach	%	Target	Ach	%	Target	Ach	%	Target	Ach	%
SBI	3163.00	46.07	1	957.00	13.10	1	40.00	0.00	0	251.00	0.00	0	1282.00	180.05	14	5693.00	239.22	4	1752.00	266.56	15
UBI	481.00	42.00	9	146.00	0.00	0	10.00	0.00	0	39.00	0.00	0	196.00	0.00	0	872.00	42.00	5	267.00	0.00	0
UCO	43.00	16.49	38	13.00	0.00	0	5.00	0.00	0	5.00	0.00	0	17.00	0.00	0	83.00	16.49	20	24.00	0.00	0
ASCB_TOL	3687.00	104.56	3	1116.00	13.10	1	55.00	0.00	0	295.00	0.00	0	1495.00	180.05	12	6648.00	297.71	4	2043.00	266.56	13
MRB	13.00	2.58	20	4.00	1.20	30	5.00	0.00	0	5.00	0.00	0	5.00	1.60	32	32.00	5.38	17	7.00	0.15	2
RRB_TOL	13.00	2.58	20	4.00	1.20	30	5.00	0.00	0	5.00	0.00	0	5.00	1.60	32	32.00	5.38	17	7.00	0.15	2
MSCB	0.00	0.00	0	0.00	0.00	0	0.00	0.00	0	0.00	0.00	0	0.00	0.00	0	0.00	0.00	0	0.00	0.00	0
CO_OP_TOL	0.00	0.00	0	0.00	0.00	0	0.00	0.00	0	0.00	0.00	0	0.00	0.00	0	0.00	0.00	0	0.00	0.00	0
TOTAL	3700.00	107.14	3	1120.00	14.30	1	60.00	0.00	0	300.00	0.00	0	1500.00	181.65	12	6680.00	303.09	5	2050.00	266.71	13

3. NAME OF THE DISTRICT: CHURACHANDPUR

As on 30.06.2015

Lead Bank: State Bank of India

Amt. ` in lakhs

BANK	AGL & ALLIED ACTIVITIES			INDUSTRY LOAN			EDUCATION LOAN			HOUSING LOAN			OTHER PRIORITY SECTOR			PRIORITY TOTAL			NON PRIORITY		
	Target	Ach	%	Target	Ach	%	Target	Ach	%	Target	Ach	%	Target	Ach	%	Target	Ach	%	Target	Ach	%
SBI	4691.00	6.34	0	768.00	0.00	0	244.00	0.00	0	1000.00	115.50	12	1365.00	284.47	21	8068.00	406.31	5	1049.00	398.89	38
AXIS	430.00	5.26	1	70.00	0.00	0	23.00	0.00	0	20.00	0.00	0	196.00	0.00	0	739.00	5.26	1	95.00	0.50	1
CAN	90.00	0.00	0	14.00	0.00	0	4.00	0.00	0	20.00	0.00	0	23.00	0.00	0	151.00	0.00	0	19.00	0.00	0
CBI	111.00	2.00	2	18.00	0.00	0	6.00	0.00	0	20.00	0.00	0	36.00	0.00	0	191.00	2.00	1	25.00	0.70	3
HDFC	640.00	0.00	0	105.00	0.00	0	34.00	0.00	0	40.00	0.00	0	284.00	50.31	18	1103.00	50.31	5	143.00	312.25	218
ICICI	80.00	22.00	28	15.00	0.00	0	5.00	0.00	0	20.00	0.00	0	28.00	0.00	0	148.00	22.00	15	21.00	3.00	14
UBI	1938.00	94.18	5	319.00	0.00	0	103.00	0.00	0	200.00	21.60	11	776.00	28.31	4	3336.00	144.09	4	427.00	23.51	6
UCO	220.00	0.00	0	36.00	0.00	0	12.00	0.00	0	20.00	20.00	100	90.00	2.80	3	378.00	22.80	6	49.00	1.80	4
VJB	218.00	1.57	1	35.00	0.00	0	11.00	0.00	0	20.00	1.38	7	89.00	45.80	51	373.00	48.75	13	48.00	0.00	0
ASCB_TOL	8418.00	131.35	2	1380.00	0.00	0	442.00	0.00	0	1360.00	158.48	12	2887.00	411.69	14	14487.00	701.52	5	1876.00	740.65	39
MRB	21.00	1.36	6	10.00	4.70	0	4.00	0.00	0	20.00	0.00	0	5.00	0.00	0	60.00	6.06	10	10.00	2.65	27
RRB_TOL	21.00	1.36	6	10.00	4.70	47	4.00	0.00	0	20.00	0.00	0	5.00	0.00	0	60.00	6.06	10	10.00	2.65	27
MSCB	61.00	0.00	0	10.00	0.00	0	4.00	0.00	0	20.00	0.00	0	8.00	0.00	0	103.00	0.00	0	14.00	0.00	0
CO-OP_TOL	61.00	0.00	0	10.00	0.00	0	4.00	0.00	0	20.00	0.00	0	8.00	0.00	0	103.00	0.00	0	14.00	0.00	0
TOTAL	8500.00	132.71	2	1400.00	4.70	0	450.00	0.00	0	1400.00	158.48	11	2900.00	411.69	14	14650.00	707.58	5	1900.00	743.30	39

4. NAME OF THE DISTRICT: SENAPATI

As on 30.06.2015

Lead Bank: State Bank of India

Amt. ` in lakhs

BANK	AGL & ALLIED ACTIVITIES			INDUSTRY LOAN			EDUCATION LOAN			HOUSING LOAN			OTHER PRIORITY SECTOR			PRIORITY TOTAL			NON PRIORITY		
	Target	Ach	%	Target	Ach	%	Target	Ach	%	Target	Ach	%	Target	Ach	%	Target	Ach	%	Target	Ach	%
SBI	2838.93	127.89	5	1246.40	52.31	4	200.80	0.00	0	290.87	116.60	40	2215.20	344.52	16	6792.20	641.32	9	1880.40	603.17	32
ALB	145.80	0.00	0	95.00	0.00	0	11.45	0.00	0	14.80	0.00	0	145.20	0.00	0	412.25	0.00	0	138.60	0.00	0
CBI	200.70	0.00	0	105.90	0.00	0	18.40	0.00	0	18.63	0.00	0	181.00	0.00	0	524.63	0.00	0	169.00	0.00	0
HDFC	250.30	0.00	0	125.70	0.00	0	20.70	0.00	0	28.00	0.00	0	217.60	0.00	0	642.30	0.00	0	155.00	55.00	35
UBI	571.00	36.00	6	250.65	0.00	0	45.86	0.00	0	65.00	20.00	31	435.40	8.00	2	1367.91	64.00	5	312.00	2.00	1
UCO	145.80	0.00	0	95.51	0.00	0	12.82	0.00	0	15.80	0.00	0	145.20	0.00	0	415.13	0.00	0	139.00	0.00	0
VJB	245.60	325.00	132	115.70	0.00	0	19.72	0.00	0	22.60	0.00	0	217.70	275.00	126	621.32	600.00	97	156.00	63.00	40
ASCB_TOL	4398.13	488.89	11	2034.86	52.31	3	329.75	0.00	0	455.70	136.60	30	3557.30	627.52	18	10775.74	1305.32	12	2950.00	723.17	25
MRB	0.00	0.00	0	0.00	0.00	0	0.00	0.00	0	0.00	0.00	0	0.00	0.00	0	0.00	0.00	0	0.00	0.00	0
RRB_TOL	0.00	0.00	0	0.00	0.00	0	0.00	0.00	0	0.00	0.00	0	0.00	0.00	0	0.00	0.00	0	0.00	0.00	0
MSCB	123.30	6.00	5	46.80	0.00	0	0.00	0.00	0	11.30	0.00	0	71.70	0.00	0	253.10	6.00	2	130.00	0.00	0
CO-OP_TOL	123.30	6.00	5	46.80	0.00	0	0.00	0.00	0	11.30	0.00	0	71.70	0.00	0	253.10	6.00		130.00	0.00	0
TOTAL	4521.43	494.89	11	2081.66	52.31	3	329.75	0.00	0	467.00	136.60	29	3629.00	627.52	17	11028.84	1311.32	12	3080.00	723.17	23

5. NAME OF THE DISTRICT: IMPHAL WEST

As on 30.06.2015

Lead Bank: State Bank of India

Amt. ` in lakhs

BANK	AGL & ALLIED ACTIVITIES			INDUSTRY LOAN			EDUCATION LOAN			HOUSING LOAN			OTHER PRIORITY SECTOR			PRIORITY TOTAL			NON PRIORITY		
	Target	Ach	%	Target	Ach	%	Target	Ach	%	Target	Ach	%	Target	Ach	%	Target	Ach	%	Target	Ach	%
SBI	5408.00	100.81	2	2317.00	29.75	1	876.00	24.00	3	3688.00	435.22	12	5607.00	2251.21	40	17896.00	2840.99	16	6210.00	2970.61	48
ALB	275.00	24.00	9	118.00	28.00	24	45.00	2.50	6	187.00	75.00	40	285.00	0.00	0	910.00	129.50	14	315.00	857.00	272
AXIS	896.00	83.64	9	385.00	16.56	4	146.00	0.00	0	611.00	186.79	31	930.00	0.00	0	2968.00	286.99	10	1029.00	42.01	4
BOB	844.00	0.00	0	363.00	0.00	0	138.00	0.00	0	575.00	45.00	8	875.00	0.00	0	2795.00	45.00	2	969.00	35.00	4
BOI	53.00	18.00	34	23.00	10.00	43	9.00	0.00	0	36.00	18.00	50	55.00	184.00	335	176.00	230.00	131	61.00	28.00	46
BOM	26.00	0.00	0	11.00	500.00	4545	5.00	0.00	0	18.00	0.00	0	27.00	19.50	72	87.00	519.50	597	30.00	0.11	0
CAN	67.00	0.00	0	29.00	4.25	15	11.00	0.00	0	46.00	0.00	0	70.00	0.00	0	223.00	4.25	2	77.00	57.80	75
CBI	275.00	7.80	3	118.00	42.90	36	45.00	20.00	44	187.00	12.50	7	285.00	32.03	11	910.00	115.23	13	315.00	46.99	15
HDFC	354.00	279.13	79	152.00	70.00	46	58.00	4.00	7	241.00	57.00	24	367.00	0.00	0	1172.00	410.13	35	406.00	0.00	0
ICICI	174.00	1173.00	674	75.00	0.00	0	28.00	0.00	0	118.00	0.00	0	180.00	0.00	0	575.00	1173.00	204	199.00	116.00	58
IDBI	62.00	0.00	0	27.00	0.00	0	10.00	0.00	0	42.00	0.00	0	64.00	0.00	0	205.00	0.00	0	71.00	0.00	0
INDUS	35.00	0.00	0	15.00	0.00	0	6.00	0.00	0	24.00	0.00	0	37.00	0.00	0	117.00	0.00	0	40.00	0.00	0
IOB	198.00	3.00	2	85.00	0.00	0	32.00	0.00	0	135.00	17.01	13	206.00	0.00	0	656.00	20.01	3	230.00	12.25	5
PNB	214.00	0.00	0	92.00	40.00	43	35.00	20.00	57	146.00	15.00	10	222.00	0.50	0	709.00	75.50	11	246.00	67.90	28
PSB	224.00	0.00	0	96.00	45.00	47	36.00	0.00	0	152.00	0.00	0	232.00	0.00	0	740.00	45.00	6	257.00	91.00	35
SYN	41.00	0.00	0	18.00	97.50	542	7.00	1.35	19	28.00	8.00	29	43.00	1.10	3	137.00	107.95	79	47.00	121.75	259
UBI	1978.00	383.68	19	850.00	5.64	1	322.00	8.34	3	1348.00	110.55	8	2052.00	71.69	3	6550.00	579.90	9	2271.00	189.00	8
UCO	258.00	20.00	8	111.00	0.00	0	42.00	0.00	0	176.00	0.00	0	268.00	0.00	0	855.00	20.00	2	297.00	0.00	0
UNION	10.00	0.00	0	10.00	0.00	0	5.00	0.00	0	6.00	0.00	0	10.00	4.36	44	41.00	4.36	11	11.00	0.00	0
VJB	640.00	15.00	2	275.00	23.00	8	104.00	0.00	0	436.00	96.00	22	663.00	85.00	13	2118.00	219.00	10	734.00	87.00	12
YES	27.00	0.00	0	12.00	0.00	0	5.00	0.00	0	19.00	0.00	0	28.00	0.00	0	91.00	0.00	0	31.00	0.00	0
ASCB_TOL	12059.00	2108.06	17	5182.00	912.60	18	1965.00	80.19	4	8219.00	1076.07	13	12506.00	2649.39	21	39931.00	6826.31	17	13846.00	4722.42	34
MRB	262.00	45.16	17	112.00	30.85	28	43.00	0.00	0	178.00	75.00	42	271.00	69.55	26	866.00	220.56	25	300.00	23.41	8
RRB_TOL	262.00	45.16	17	112.00	30.85	28	43.00	0.00	0	178.00	75.00	42	271.00	69.55	26	866.00	220.56	25	300.00	23.41	8
IUCB	927.00	156.32	17	398.00	37.44	9	151.00	0.00	0	632.00	30.00	5	962.00	173.40	18	3070.00	397.16	13	1065.00	354.86	33
MSCB	218.00	9.00	4	93.00	20.00	22	35.00	0.00	0	148.00	0.00	0	226.00	0.00	0	720.00	29.00	4	250.00	46.94	19
MWCB	34.00	48.85	144	15.00	18.00	120	6.00	0.80	13	23.00	2.50	11	35.00	10.50	30	113.00	80.65	71	39.00	0.00	0
CO-OP_TOL	1179.00	214.17	18	506.00	75.44	15	192.00	0.80	0	803.00	32.50	4	1223.00	183.90	15	3903.00	506.81	13	1354.00	401.80	30
TOTAL	13500.00	2367.39	18	5800.00	1018.89	18	2200.00	80.99	4	9200.00	1183.57	13	14000.00	2902.84	21	44700.00	7553.68	17	15500.00	5147.63	33

6. NAME OF THE DISTRICT: IMPHAL EAST**As on 30.06.2015****Lead Bank: United Bank of India****Amt. ` in lakhs**

BANK	AGL & ALLIED ACTIVITIES			INDUSTRY LOAN			EDUCATION LOAN			HOUSING LOAN			OTHER PRIORITY SECTOR			PRIORITY TOTAL			NON PRIORITY		
	Target	Ach	%	Target	Ach	%	Target	Ach	%	Target	Ach	%	Target	Ach	%	Target	Ach	%	Target	Ach	%
SBI	2072.00	4.85	0	530.00	0.00	0	85.00	11.36	13	285.00	33.00	12	790.00	238.60	30	3762.00	287.81	8	160.00	345.28	216
ALB	10.00	0.00	0	10.00	0.00	0	5.00	0.00	0	5.00	0.00	0	10.00	0.00	0	40.00	0.00	0	10.00	0.00	0
AXIS	214.00	0.00	0	57.00	0.00	0	10.00	0.00	0	30.00	0.00	0	83.00	0.00	0	394.00	0.00	0	19.00	24.00	126
BOI	398.00	0.00	0	105.00	0.00	0	19.00	10.00	53	56.00	0.00	0	154.00	10.09	7	732.00	20.09	3	35.00	0.00	0
CAN	10.00	7.75	78	10.00	36.00	360	5.00	0.00	0	5.00	5.24	105	10.00	17.41	174	40.00	66.40	166	10.00	0.00	0
CBI	607.00	0.00	0	161.00	0.00	0	29.00	0.00	0	86.00	0.00	0	235.00	72.97	31	1118.00	72.97	7	54.00	10.43	19
HDFC	15.00	10.36	69	10.00	0.00	0	5.00	0.00	0	5.00	0.00	0	10.00	20.53	205	45.00	30.89	69	10.00	0.00	0
ICICI	149.00	207.00	139	39.00	0.00	0	7.00	0.00	0	21.00	0.00	0	58.00	0.00	0	274.00	207.00	76	13.00	22.00	169
PNB	607.00	10.00	2	161.00	3.30	2	29.00	3.10	11	86.00	0.00	0	236.00	7.00	3	1119.00	23.40	2	54.00	33.30	62
PSB	1172.00	0.00	0	306.00	268.78	88	52.00	21.00	40	162.00	0.00	0	454.00	0.00	0	2146.00	289.78	14	95.00	0.00	0
UBI	1019.00	25.37	2	270.00	33.23	12	45.00	0.00	0	144.00	12.74	9	396.00	66.69	17	1874.00	138.03	7	84.00	16.40	20
UCO	83.00	0.00	0	22.00	0.00	0	5.00	0.00	0	12.00	0.00	0	32.00	21.73	68	154.00	21.73	14	10.00	0.00	0
ASCB_TOL	6356.00	265.33	290	1681.00	341.31	462	296.00	45.46	117	897.00	50.98	126	2468.00	455.02	467	11698.00	1158.10		554.00	451.41	81
MRB	954.00	10.22	1	253.00	12.25	5	45.00	0.00	0	135.00	0.00	0	370.00	9.10	2	1757.00	31.57	2	84.00	32.66	39
MRB_TOL	954.00	10.22	1	253.00	12.25	5	45.00	0.00	0	135.00	0.00	0	370.00	9.10	2	1757.00	31.57	2	84.00	32.66	39
IUCB	1154.00	8.89	1	306.00	25.00	8	54.00	0.00	0	163.00	35.00	21	448.00	25.00	6	2125.00	93.89	4	102.00	26.59	26
MSCB	36.00	0.00	0	10.00	0.00	0	5.00	0.00	0	5.00	0.00	0	14.00	0.00	0	70.00	0.00	0	10.00	10.00	100
CO-OP_TOL	1190.00	8.89	1	316.00	25.00	8	59.00	0.00	0	168.00	35.00	21	462.00	25.00	10	2195.00	93.89		112.00	36.59	33
TOTAL	8500.00	284.44	292	2250.00	378.56	475	400.00	45.46	117	1200.00	85.98	147	3300.00	489.12	479	15650.00	1283.56	8	750.00	520.66	69

7. NAME OF THE DISTRICT: BISHNUPUR**As on 30.06.2015****Lead Bank: United Bank of India****Amt. ` in lakhs**

BANK	AGL & ALLIED ACTIVITIES			INDUSTRY LOAN			EDUCATION LOAN			HOUSING LOAN			OTHER PRIORITY SECTOR			PRIORITY TOTAL			NON PRIORITY		
	Target	Ach	%	Target	Ach	%	Target	Ach	%	Target	Ach	%	Target	Ach	%	Target	Ach	%	Target	Ach	%
SBI	2130.00	64.50	3	319.00	2.68	1	16.00	0.00	0	50.00	44.12	88	434.00	52.71	12	2949.00	164.01	6	232.00	117.84	51
CBI	158.00	0.00	0	24.00	0.00	0	5.00	0.00	0	10.00	0.00	0	32.00	0.00	0	229.00	0.00	0	17.00	0.00	0
UBI	831.00	0.00	0	124.00	35.53	29	8.00	0.00	0	23.00	0.00	0	170.00	150.00	88	1156.00	185.53	16	90.00	0.00	0
UCO	2321.00	23.78	1	347.00	0.00	0	20.00	0.00	0	62.00	30.00	48	474.00	0.00	0	3224.00	53.78	2	253.00	94.50	37
ASCB_TOL	5440.00	88.28	4	814.00	38.21	30	49.00	0.00	0	145.00	74.12	51	1110.00	202.71	18	7558.00	403.32	5	592.00	212.34	36
MRB	1035.00	202.53	20	155.00	7.10	5	10.00	0.00	0	28.00	0.00	0	211.00	4.90	2	1439.00	214.53	15	113.00	25.27	22
MRB_TOL	1035.00	202.53	20	155.00	7.10	5	10.00	0.00	0	28.00	0.00	0	211.00	4.90	2	1439.00	214.53	15	113.00	25.27	22
MSCB	632.00	18.50	3	95.00	6.50	7	6.00	0.00	0	17.00	0.00	0	129.00	2.00	2	879.00	27.00	3	69.00	0.00	0
MPCB	243.00	16.30	7	36.00	1.00	3	5.00	0.00	0	10.00	0.00	0	50.00	0.00	0	344.00	17.30	5	26.00	1.50	6
CO-OP_TOL	875.00	34.80	10	131.00	7.50	10	11.00	0.00	0	27.00	0.00	0	179.00	2.00	1	1223.00	44.30	4	95.00	1.50	2
TOTAL	7350.00	325.61	34	1100.00	52.81	45	70.00	0.00	0	200.00	74.12	37	1500.00	209.61	14	10220.00	662.15	6	800.00	239.11	30

8. NAME OF THE DISTRICT: TAMENGLONG**As on 30.06.2015****Lead Bank: United Bank of India****Amt. ` in lakhs**

BANK	AGL & ALLIED ACTIVITIES			INDUSTRY LOAN			EDUCATION LOAN			HOUSING LOAN			OTHER PRIORITY SECTOR			PRIORITY TOTAL			NON PRIORITY		
	Target	Ach	%	Target	Ach	%	Target	Ach	%	Target	Ach	%	Target	Ach	%	Target	Ach	%	Target	Ach	%
SBI	316.00	0.00	0	32.00	3.04	10	5.00	0.00	0	0.00	0.00	0	39.00	8.75	22	392.00	11.79	3	21.00	14.25	68
UBI	3886.00	0.00	0	397.00	0.00	0	50.00	0.00	0	0.00	0.00	0	485.00	0.00	0	4818.00	0.00	0	265.00	0.00	0
ASCB_TOL	4202.00	0.00	0	429.00	3.04	10	55.00	0.00	0	0.00	0.00	0	524.00	8.75	2	5210.00	11.79	0	286.00	14.25	5
MRB	208.00	0.00	0	21.00	6.40	30	5.00	0.00	0	0.00	0.00	0	26.00	0.00	0	260.00	6.40	2	14.00	0.89	6
MRB_TOL	208.00	0.00	0	21.00	6.40	30	5.00	0.00	0	0.00	0.00	0	26.00	0.00	0	260.00	6.40	2	14.00	0.89	6
MSCB	10.00	0.00	0	0.00	0.00	0	0.00	0.00	0	0.00	0.00	0	0.00	0.00	0	10.00	0.00	0	0.00	0.00	0
CO-OP_TOL	10.00	0.00	0	0.00	0.00	0	0.00	0.00	0	0.00	0.00	0	0.00	0.00	0	10.00	0.00	0	0.00	0.00	0
TOTAL	4420.00	0.00	0	450.00	9.44	0	60.00	0.00	0	0.00	0.00	0	550.00	8.75	2	5480.00	18.19	0	300.00	15.14	5

9. NAME OF THE DISTRICT: UKHRUL

As on 30.06.2015

Lead Bank: United Bank of India

Amt. ` in lakhs

BANK	AGL & ALLIED ACTIVITIES			INDUSTRY LOAN			EDUCATION LOAN			HOUSING LOAN			OTHER PRIORITY SECTOR			PRIORITY TOTAL			NON PRIORITY		
	Target	Ach	%	Target	Ach	%	Target	Ach	%	Target	Ach	%	Target	Ach	%	Target	Ach	%	Target	Ach	%
SBI	220.00	0.00	0	75.00	1.60	2	10.00	0.00	0	0.00	0.00	0	85.00	61.75	73	390.00	63.35	16	50.00	96.01	192
UBI	996.00	252.90	25	345.00	70.86	21	55.00	0.00	0	0.00	0.00	0	385.00	116.33	30	1781.00	440.09	25	220.00	17.80	8
UCO	14.00	0.00	0	10.00	0.00	0	5.00	0.00	0	0.00	0.00	0	10.00	0.00	0	39.00	0.00	0	10.00	3.00	30
ASCB_TOL	1230.00	252.90	21	430.00	72.46	17	70.00	0.00	0	0.00	0.00	0	480.00	178.08	37	2210.00	503.44	23	280.00	116.81	42
MRB	10.00	0.00	0	10.00	0.00	0	5.00	0.00	0	0.00	0.00	0	10.00	0.00	0	35.00	0.00	0	10.00	0.00	0
MRB_TOL	10.00	0.00	0	10.00	0.00	0	5.00	0.00	0	0.00	0.00	0	10.00	0.00	0	35.00	0.00	0	10.00	0.00	0
MSCB	10.00	0.00	0	10.00	0.00	0	5.00	0.00	0	0.00	0.00	0	10.00	0.00	0	35.00	0.00	0	10.00	0.00	0
CO-OP_TOL	10.00	0.00	0	10.00	0.00	0	5.00	0.00	0	0.00	0.00	0	10.00	0.00	0	35.00	0.00	0	10.00	0.00	0
TOTAL	1250.00	252.90	21	450.00	72.46	17	80.00	0.00	0	0.00	0.00	0	500.00	178.08	37	2280.00	503.44	22	300.00	116.81	39

BANKWISE POSITION OF ATMs IN THE STATE

As on 30.06.2015

Sl. No.	Name of Bank Branches	No. of ATMs	Location
1	Senapati District District's SBI	2	SBI Senapati, Branch
		13	One each at: SBI Kangpokpi, SBI Tadubi, SBI Leimakhong, Leimakhong Army Camp, SBI Maram, SBI Sapormeina, Senapati Bzr, Zaikari Christian Colony, New Mini Sectt. Complex, Old Road, NPO, Hazungla House, SBI Lairouching.
2	Imphal West's District SBI	7	SBI, Imphal Branch
		2	State PWD
		3	Keishampat Electrical Office.
		2	Moirangkhom
		2	Imphal Sectt. South Block
		2	SBI Paona Bazar
		2	Yumnam Leikai
		2	RIMS Road
		2	Govt. Polytechnic
		2	Naoremthong
		2	Uripok Canteen
		2	DM College
		4	SBI Imphal Sectt. Br, Manipur Secretariat
		5	SBI M.U. Campus, Branch
		49	One each at: CRPF GC Langjing, AR Keithelmanbi, Near Tulihal Airport, Gaurahari Market, Jas Gas Uripok, Singjamei Sapam Leikai, Tera Police Outpost, CRPF Lamphelpat, CRPF Mongsangei, Pishumthong, Shija Hospital, Khoyathong, Sagolband Salam Leikai, Keishamthong BZ, Kwakeithel BZ, Tiddim Petrol Pump, Uripok Panchayat Maning, 25 BRTF Lamphelpat, Kakwa Bazar, Longjam Leirak, Near Imo Filling, P.O. Babupara, Achom Leikai, DC Office Imphal West, Mayengbam Leikai Singjamei, Unikkhong Bazar, SBI Mayang Imphal, SBI Sekmai, SBI Wangoi, SBI Singjamei, Usha Cinema, Nambol Phojing, Khumbong Bazar, Wahengbam Leikai, Haobam Marak, Sanakeithel, Paona International Market, Kwai Bhramapur, Langjing, Ahanthem Leikai, Sega Road, Malom Bazar, Lamphel Super Market, RBO R-V, Singjamei(near NRL petrol pump), Singjamei Bazar, Sagolband Moirang Leirak (Mother Child Care), 2 nd MR, Kshetri Leikai
3	Imphal East District's SBI	2	BSF Koirengei
		2	Khurai
		2	Chingmeirong
		2	Lamlong Bazar
		2	Tribal Market
		23	One each at: High Court Complex, Wangkhei, Pangei BZ, Palace Compound, Kongba BZ, Mantripukhri, NRL Oil Pump, Sangakpham, Porompat DC Complex, AR Mantripukhri CSD Canteen(Subhiksha Complex), SBI Mantripukhri, SBI Porompat Branch, Checkon Market, JNIMS road, 2 nd MR, AR Transit Camp Minuthong, JNIMS, Anand Singh Hr. Sec, Pioneer Academy, Khuman Lampak, Nongmeibung, Lamlongthong, Nongmeibung, Near Vishal Shopping Mall

Sl. No.	Name of Bank Branches	No. of ATMs	Location
4	Thoubal District's SBI	2	Thoubal Branch
		17	One each at Thoubal Bazar, Opp. Thoubal Police Station, Thoubal Athokpam, Thoubal Mini Secretariat, Thoubal Bazar Awang Leikai, Khangabok Bazar, Thoubal Wangmataba, Babu Bazar, Wangjing Bazar, Yairipok Bazar, Yairipok Laimanai, Kakching Bazar, Azad Cinema, Kakching Khongnangphangba, A R Kakching, SBI Kakching Branch, Lilong Bazar.
5	Churachandpur District's SBI	2	SBI Loktak HEPA Branch
		4	SBI Churachandpur Branch
		11	One each at: AR Tuibuong, BSF Pearsonmun, EBC Church, Rengkai, Upper Lamka, Light House, Old Bazar, Tuibuong Bazar, Lailamveng(near hdfc atm), New Bazar, Opposite Cinema Hall
6	Bishnupur District's SBI	2	SBI Bishnupur Branch
		9	One each at: Moirang Bazar, Ward No. 11 Bishnupur, Moirang Lamkhai, Ningthoukhong Ward No. 8, Ward No. 8 Bishnupur, INA Moirang, Ward No. 4 Bishnupur, Nambol Bazar, Nambol Parking.
7	Ukhrul District's SBI	2	One each at: SBI Ukhrul, mini secretariat, ukhrul and kamjong.
8	Chandel District's SBI	4	One Each at: SBI Chandel Branch, Near SBI BSF Kangsang Branch, SBI Moreh Branch, SBI Chakpikarong Branch
9	Tamenglong District's SBI	1	SBI Noney Branch
SBI Total		192	
10	ALB Imphal	1	Near Pologround
11	Axis Bank	2	ImphalBranch
		2	Lalambung
		1	Paona Bazar
		2	Moirangkhom
		1	Checkon
		1	North AOC
		1	Singjamei
		1	Lamlong
		1	Uripok RIMS Road Corner
		1	Khuman Lampak
		1	Porompat Branch
		1	Churachandpur Branch
		1	Kakching Branch
12	BOB, Imphal	1	Opposite Gurudwara
13	BOI Imphal	1	RIMS Road
		1	Paona Bazar
		1	Thoubal Branch
		1	Opposite Sainik School
14	CAN, Imphal	1	Thangal Bazar Branch
		1	Thoubal Branch
		1	Churachandpur Branch

SI. No.	Name of Bank	No. of ATMs	Location
15	CBI	1	Central Agriculture University
		1	Branch
		1	Near Airport
		1	Manipur Police Housing Corporation
		1	Babupara
		1	Near CBI Paona Bazar Branch.
16	HDFC	1	Imphal Branch
		1	Thangmeiband
		1	New Checkon
		1	Khurai
		1	Sanakeithel
		1	Uripok
		1	Minuthong
		3	Thoubal Branch
		1	Churachandpur Branch
		1	Senapati Branch
17	ICICI	1	Imphal Branch
		1	Opposite Assembly Road
		1	Thoubal Branch
		1	Yaikul
		1	Palace Compound
		1	Keishampat
		1	Checkon
		1	Lamphel
1	Churachandpur		
18	IDBI, Imphal	1	Branch
19	IndusInd, Imphal	1	Near Branch
20	IOB	1	Nagamapal
		1	Thoubal Bazar
21	PNB, Imphal	2	Opposite Branch and MIT Campus
22	PSB, Thangal Bazar	2	One each at Dewlahland and Khurai Sajor Leikai
23	Syndicate, Imphal	1	RIMS Road
24	UBI	2	Opposite Imphal Branch & inside the Branch
		4	One each at: Opposite Hotel Nirmala, Sagolband
		1	Imphal West DC Office complex
		1	Ukhrul Branch
		2	Churachandpur Branch and CCpur bus stand
		1	Mao Branch
		1	Moirang Branch
		1	RIMS Branch
		1	Tamenglong Branch
		1	Thoubal Branch
		1	Singjamei Branch
		1	Paona Inside the branch
		1	Kakching Bazar
1	Porompat Junction		

Sl. No.	Name of Bank	No. of ATMs	Location
25	UCO	1	Churachandpur Branch
26	VJB, Paona Bazar	2	Near Paona BZ Branch & Nagamapal
27	UNION	1	Branch
28	IUCB	1	M.G. Avenue, Head Office
Grand Total		278	

BANKWISE DISTRICTWISE POSITION OF ATMs IN THE STATE

As on 30.06.2015

Name of Districts & Banks	Thoubal	Chandel	Churachandpur	Senapati	Imphal West	Imphal East	Bishnupur	Tamenglong	Ukhrul	Total
ALB	-	-	-	-	1	-	-	-	-	1
AXIS	1	-	1	-	9	5	-	-	-	16
BOB	-	-	-	-	1	-	-	-	-	1
BOI	1	-	-	-	2	1	-	-	-	4
CAN	1	-	1	-	1	-	-	-	-	3
CBI	-	-	-	-	5	1	-	-	-	6
HDFC	3	-	1	1	7	1	-	-	-	13
ICICI	1	-	1	-	5	2	-	-	-	9
IDBI	-	-	-	-	1	-	-	-	-	1
INDUS	-	-	-	-	1	-	-	-	-	1
IOB	1	-	-	-	1	-	-	-	-	2
PNB	-	-	-	-	2	-	-	-	-	2
PSB	-	-	-	-	-	2	-	-	-	2
SBI	19	4	17	15	88	33	11	1	4	192
SYN	-	-	-	-	1	-	-	-	-	1
UBI	2	-	2	1	10	1	1	1	1	19
UCO	-	-	1	-	-	-	-	-	-	1
UNION	-	-	-	-	1	-	-	-	-	1
VJB	-	-	-	-	2	-	-	-	-	2
IUCB	-	-	-	-	1	-	-	-	-	1
TOTAL	29	4	24	17	139	46	12	2	5	278

Recommendations of the Committee on Financial Sector Plan for North Eastern Region: Progress Report (` In Lacs)
For the quarter ended June'2015
Name of the State: Manipur

Banks	No. of rural/semi urban branches			No of ATMs						No. of RTGS enabled branches		
				Position July'06.		Addition during qtr		Position qtr. End.				
	July'06	Add	Q end	(i) R*	(II) SU*	(i) R*	(II) SU*	(i) R*	(II) SU*	July'06	ADD	Q END
ALB	0	3	3	0	0	0	0	0	0	0	4	4
AXIS	0	2	2	0	0	0	0	0	2	0	5	5
BOB	2	1	3	0	0	0	0	0	0	0	4	4
BOI	0	3	3	0	0	0	0	1	0	0	3	3
BOM	0	0	0	0	0	0	0	0	0	0	1	1
CAN	0	2	2	0	0	0	0	1	1	0	4	4
CBI	1	5	6	0	0	0	0	0	1	0	2	8
HDFC	0	5	5	0	0	0	0	3	5	0	5	5
ICICI	0	4	4	0	0	0	0	0	3	0	7	7
IDBI	0	0	0	0	0	0	0	0	0	0	1	1
INDUS	0	0	0	0	0	0	0	0	0	0	1	1
IOB	0	1	1	0	0	0	0	0	1	0	2	2
PNB	1	0	1	0	0	0	0	0	0	0	2	2
PSB	1	2	3	0	0	0	0	0	2	0	4	4
SBI	12	16	28	0	1	0	4	53	56	4	29	33
SYN	0	0	0	0	0	0	0	0	0	0	1	1
UBI	10	3	13	0	0	0	0	4	4	0	18	18
UCO	1	9	10	0	0	0	0	0	1	0	11	11
UNION	0	0	0	0	0	0	0	0	0	0	1	1
VJB	1	1	2	0	0	0	0	0	0	0	5	5
YES	0	0	0	0	0	0	0	0	0	0	1	1
MRB	26	1	27	0	0	0	0	0	0	0	20	20
IUCB	2	2	4	0	0	0	0	0	0	0	8	8
MSCB	5	3	8	0	0	0	0	0	0	0	0	0
MPCB	1	0	1	0	0	0	0	0	0	0	0	0
MWCB	0	0	0	0	0	0	0	0	0	0	0	0
TOTAL	63	63	126	0	1	0	4	61	75	4	145	149

R* = Rural; SU*= Semi Urban

Amt. ` in lakhs

Banks	No of SHG linked			No of Business correspondences			Deposit Scenario		
	July'06	ADD	Qtr END	July'06	ADD	Qtr END	Total Deposit (in lakhs)		
							July'06	ADD	Qtr END
ALB	1	84	85	0	4	4	3137.65	5442.35	8580.00
AXIS	0	0	0	0	4	4	0.00	34025.91	34025.91
BOB	94	482	576	0	3	3	5577.00	16903.00	22480.00
BOI	0	54	54	0	3	3	0.00	4738.53	4738.53
BOM	0	4	4	0	0	0	0.00	980.64	980.64
CAN	0	0	0	0	2	2	0.00	3246.93	3246.93
CBI	24	374	398	0	8	8	2889.46	13295.92	16185.38
HDFC	0	0	0	0	3	3	0.00	17584.37	17584.37
ICICI	0	0	0	0	3	3	0.00	6233.00	6233.00
IDBI	0	56	56	0	0	0	0.00	2569.00	2569.00
INDUS	0	0	0	0	1	1	0.00	1163.53	1163.53
IOB	0	170	170	0	2	2	2059.00	3769.88	5828.88
PNB	31	196	227	0	6	6	2042.00	7458.87	9500.87
PSB	0	29	29	0	4	4	4234.91	8874.35	13109.26
SBI	3504	7153	10657	0	172	172	49866.97	161445.23	211312.20
SYN	0	0	0	0	0	0	0.00	1608.17	1608.17
UBI	1869	2175	4044	0	83	83	31111.69	53281.80	84393.49
UCO	71	437	508	0	0	0	2735.74	9826.03	12561.77
UNION	0	0	0	0	0	0	0.00	444.00	444.00
VJB	0	88	88	0	1	1	4483.37	8077.47	12560.84
YES	0	0	0	0	0	0	0.00	8.24	8.24
MRB	2969	3825	6794	0	42	42	4047.12	16323.52	20370.64
IUCB	0	796	796	0	4	4	8620.08	18563.58	27183.66
MSCB	0	2091	2091	0	0	0	3795.32	4608.38	8403.70
MPCB	0	62	62	0	0	0	27.06	280.79	307.85
MWCB	0	16	16	0	0	0	119.20	782.73	901.93
TOTAL	8563	18092	26655	0	334	334	124746.57	401536.22	526282.79

Amt. ` in lakhs

Banks	Of the Total Deposits											
	Current Deposits						Savings Deposits					
	Position July'06		Addition		Quarter end		Position July'06		Addition		Quarter end	
	(i) No	(ii) Amt	(i) No	(ii) Amt	(i) No	(ii) Amt	(i) No	(ii) Amt	(i) No	(ii) Amt	(i) No	(ii) Amt
ALB	241	126.92	187	1153.08	428	1153.08	5004	1153.10	18361	6146.90	23365	7300.00
AXIS	0	0.00	3535	4999.20	3535	4999.20	0	0.00	20003	29026.71	20003	29026.71
BOB	395	151.00	0	0.00	395	0.00	10496	2409.00	15689	19920.00	26185	22329.00
BOI	0	0.00	103	1101.59	103	1101.59	0	0.00	20026	3636.94	20026	3636.94
BOM	0	0.00	136	414.09	136	414.09	0	0.00	4367	566.55	4367	566.55
CAN	0	0.00	695	520.97	695	520.97	0	0.00	16980	2725.96	16980	2725.96
CBI	414	187.51	298	2360.34	712	2360.34	5762	1011.20	34617	12626.33	40379	13637.53
HDFC	0	0.00	244	681.00	244	681.00	0	0.00	8958	16903.37	8958	16903.37
ICICI	0	0.00	0	0.00	0	0.00	0	0.00	6380	6233.00	6380	6233.00
IDBI	0	0.00	197	157.00	197	157.00	0	0.00	5138	2412.00	5138	2412.00
INDUS	0	0.00	0	0.00	0	0.00	0	0.00	1955	1163.53	1955	1163.53
IOB	266	189.00	-21	-83.00	245	-83.00	5399	2151.00	31226	3571.88	36625	5722.88
PNB	156	291.00	261	468.70	417	468.70	5800	750.00	36414	7991.17	42214	8741.17
PSB	371	141.00	0	0.00	371	0.00	3040	582.00	42416	12386.26	45456	12968.26
SBI	2200	13646.30	7662	60023.70	9862	60023.70	89857	24472.80	478393	113169.40	568250	137642.20
SYN	0	0.00	0	0.00	0	0.00	0	0.00	7344	1608.17	7344	1608.17
UBI	3622	1125.00	3964	2893.00	7586	2893.00	43630	11706.00	329193	68669.49	372823	80375.49
UCO	249	155.00	209	154.58	458	154.58	3017	346.00	62580	11906.19	65597	12252.19
UNION	0	0.00	28	63.30	28	63.30	0	0.00	132	380.70	132	380.70
VJB	539	753.00	355	1936.30	894	1936.30	7003	2012.00	22816	7859.54	29819	9871.54
YES	0	0.00	29	0.65	29	0.65	0	0.00	251	7.59	251	7.59
MRB	2412	760.97	2103	4336.15	4515	4336.15	41528	1835.90	187614	13437.62	229142	15273.52
IUCB	11969	1421.80	2855	5295.34	14824	5295.34	49516	2191.57	41242	18274.95	90758	20466.52
MSCB	8255	385.22	0	-0.02	8255	-0.02	86813	1304.41	28739	6714.09	115552	8018.50
MPCB	207	6.26	8882	115.23	9089	115.23	1932	42.03	27673	144.33	29605	186.36
MWCB	1523	38.45	3547	32.38	5070	32.38	2566	39.45	10879	791.65	13445	831.10
TOTAL	32819	19378.43	35269	86623.58	68088	86623.58	361363	52006.46	1459386	368274.32	1820749	420280.78

Amt. ` in lakhs

Banks	SHG									Credit Scenario		
	(i) No of SHGs			(ii) No of SHG members			(iii) Amount			Total Credit Outstandings		
	July'06	ADD	Qr END	July'06	ADD	Qr END	July'06	ADD	Qr END	July'06	ADD	Qr END
ALB	1	84	85	14	1264	1278	0.40	6.70	7.10	1608.79	1565.21	3174.00
AXIS	0	0	0	0	0	0	0.00	0.00	0.00	0.00	2875.81	2875.81
BOB	94	482	576	1275	7221	8496	74.00	70.98	144.98	2731.00	1416.00	4147.00
BOI	0	54	54	0	411	411	0.00	1.58	1.58	0.00	1601.22	1601.22
BOM	0	4	4	0	0	0	0.00	0.40	0.40	0.00	999.47	999.47
CAN	0	0	0	0	0	0	0.00	0.00	0.00	0.00	2983.31	2983.31
CBI	24	374	398	341	5868	6209	0.32	11.76	12.08	1167.81	6445.58	7613.39
HDFC	0	0	0	0	0	0	0.00	0.00	0.00	0.00	10079.18	10079.18
ICICI	0	0	0	0	0	0	0.00	0.00	0.00	0.00	4453.00	4453.00
IDBI	0	56	56	0	0	0	0.00	27.00	27.00	0.00	1614.90	1614.90
INDUS	0	0	0	0	0	0	0.00	0.00	0.00	0.00	7.48	7.48
IOB	0	170	170	0	2921	2921	0.00	21.85	21.85	696.00	1246.38	1942.38
PNB	31	196	227	468	2879	3347	0.37	30.68	31.05	861.00	6747.85	7608.85
PSB	0	29	29	0	431	431	0.00	0.55	0.55	985.99	3660.37	4646.36
SBI	3504	7153	10657	47514	108822	156336	91.65	44.60	136.25	34963.50	67984.43	102947.93
SYN	0	0	0	0	0	0	0.00	0.00	0.00	0.00	840.46	840.46
UBI	1869	2175	4044	27212	29531	56743	27.81	76.49	104.30	14709.13	17817.23	32526.36
UCO	71	437	508	972	6290	7262	1.10	24.01	25.11	2466.34	5449.21	7915.55
UNION	0	0	0	0	0	0	0.00	0.00	0.00	0.00	462.36	462.36
VJB	0	88	88	0	1303	1303	0.00	29.64	29.64	987.00	2760.46	3747.46
YES	0	0	0	0	0	0	0.00	0.00	0.00	0.00	0.00	0.00
MRB	2969	3825	6794	42248	57438	99686	90.75	33.13	123.88	3525.76	3795.55	7321.31
IUCB	0	796	796	0	9376	9376	0.00	13.03	13.03	4819.66	8886.41	13706.07
MSCB	0	2091	2091	0	27984	27984	0.00	26.26	26.26	6048.58	7302.11	13350.69
MPCB	0	62	62	0	501	501	0.00	0.25	0.25	38.56	130.12	168.68
MWCB	0	16	16	0	237	237	0.00	1.42	1.42	50.79	264.98	315.77
TOTAL	8563	18092	26655	120044	262476	382520	286.40	420.33	706.73	75659.91	161389.08	237048.99

Amt. ` in lakhs

Banks	Credit Disbursed of which individuals.						SHGs Credit Link								
	Position July'06		Addition		Qtr. end		Position July'06			Addition			Quarter end		
	(i) No	(ii) Amt	(i) No	(ii) Amt	(i) No	(ii) Amt	(i) No	(ii) mem	(iii) Amt	(i) No	(ii)mem	(iii) Amt	(i) No	(ii)mem	(iii) Amt
ALB	1515	1594.23	-283	1579.77	1232	3174.00	0	0	0.00	17	255	10.63	17	255	10.63
AXIS	0	0.00	725	2875.81	725	2875.81	0	0	0.00	0	0	0.00	0	0	0.00
BOB	2563	3800.00	-1293	347.00	1270	4147.00	0	0	0.00	308	4543	159.00	308	4543	159.00
BOI	0	0.00	932	1601.22	932	1601.22	0	0	0.00	0	0	0.00	0	0	0.00
BOM	0	0.00	77	999.47	77	999.47	0	0	0.00	0	0	0.00	0	0	0.00
CAN	0	0.00	1226	2983.31	1226	2983.31	0	0	0.00	0	0	0.00	0	0	0.00
CBI	954	1600.00	1547	6013.39	2501	7613.39	1	14	0.20	324	5056	473.08	325	5070	473.28
HDFC	0	0.00	4011	10079.18	4011	10079.18	0	0	0.00	0	0	0.00	0	0	0.00
ICICI	0	0.00	4375	4453.00	4375	4453.00	0	0	0.00	0	0	0.00	0	0	0.00
IDBI	0	0.00	1276	1614.90	1276	1614.90	0	0	0.00	0	0	0.00	0	0	0.00
INDUS	0	0.00	1	7.48	1	7.48	0	0	0.00	0	0	0.00	0	0	0.00
IOB	417	459.00	438	1483.38	855	1942.38	0	0	0.00	45	773	53.65	45	773	53.65
PNB	770	1014.00	8576	6594.85	9346	7608.85	0	0	0.00	56	826	8.08	56	826	8.08
PSB	507	691.00	971	3955.36	1478	4646.36	0	0	0.00	11	163	1.98	11	163	1.98
SBI	34034	37730.09	13189	65217.84	47223	102947.93	393	5328	211.70	3857	57019	2939.82	4250	62347	3151.52
SYN	0	0.00	361	840.46	361	840.46	0	0	0.00	0	0	0.00	0	0	0.00
UBI	2385	4950.00	15973	27576.36	18358	32526.36	30	420	8.00	1310	18382	599.03	1340	18802	607.03
UCO	873	1864.92	3220	6050.63	4093	7915.55	18	257	40.30	111	1587	91.67	129	1844	131.97
UNION	0	0.00	115	462.36	115	462.36	0	0	0.00	0	0	0.00	0	0	0.00
VJB	935	804.00	1329	2943.46	2264	3747.46	0	0	0.00	68	1007	69.61	68	1007	69.61
YES	0	0.00	0	0.00	0	0.00	0	0	0.00	0	0	0.00	0	0	0.00
MRB	1485	722.48	12522	6598.83	14007	7321.31	219	3145	54.07	5074	74518	1869.31	5293	77663	1923.38
IUCB	5981	4853.45	-1073	8852.62	4908	13706.07	0	0	0.00	184	2167	64.69	184	2167	64.69
MSCB	5101	4943.64	8309	8407.05	13410	13350.69	0	0	0.00	52	696	118.65	52	696	118.65
MPCB	218	39.25	58	129.43	276	168.68	0	0	0.00	78	630	64.75	78	630	64.75
MWCB	260	73.84	106	241.93	366	315.77	0	0	0.00	21	311	27.29	21	311	27.29
TOTAL	57998	65139.90	76688	171909.09	134686	237048.99	661	9164	314.27	11516	167932	6551.24	12177	177096	6865.51

Performance Data for the last 2 years of Manipur State Bank of India

BANKING PROFILES

June'13

Amt. ` in lakhs

Sl. No.	Profile	Comm. Banks	RRBs	Co-op Banks	NEDFi, SIBI & RIDF	Total
1	Branch Network	86	28	20	3	137
2	Aggregate Deposit	428045.60	11907.91	34230.04	0	474183.55
3	Aggregate Advances	147354.44	5243.91	25940.13	140206.98	318745.46
4	C:D Ratio (Avg)	34	44	76	NA	67
5	Priority Sec. Adv.	110325.39	4500.80	22638.29	140206.98	277671.46
	% to total adv.	75	86	87	100	87
6	Adv. to Agri.	29180.21	1662.91	6743.04	0	37586.16
	% to total adv.	20	32	26	0	19
7	Adv. SSI sec.	13005.13	519.49	6523.33	0	20047.95
	% to total adv.	9	10	25	0	6
8	Adv. Education	3323.71	0.00	3.86	0	3327.57
	% to total adv	2	0	0	0	1
9	Adv. Housing	18825.51	536.63	1817.11	0	21179.25
	% to total adv	13	10	7	0	7
10	Adv. Other Prio	45990.83	1781.77	7550.95	0	55323.55
	% to total adv	31	34	29	0	17
11	Recovery % of Priority Sec. Adv.	47	27	7	0	26
12	Overdue % of Priority Sec Adv.	53	63	93	0	74

June'14

Amount ` in lakhs

Sl. No.	Profile	Comm. Banks	RRBs	Co-op Banks	NEDFi, SIDBI & RIDF	Total
1	Branch Network	115	28	20	3	166
2	Aggregate Deposit	443234.25	14056.63	39970.16	0	497261.04
3	Aggregate Advances	173235.43	6148.25	28017.53	21511.76	228912.97
4	C:D Ratio (Avg)	39	44	70	NA	41
5	Priority Sec. Adv.	120902.27	5290.89	22892.42	21511.76	170597.32
	% to total adv.	70	86	82	100	75
6	Adv. to Agri.	31243.10	2025.45	6508.66	0	39777.21
	% to total adv.	18	33	23	0	17
7	Adv. SSI sec.	16799.28	783.59	6650.95	0	24233.82
	% to total adv.	10	13	24	0	11
8	Adv. Education	3756.93	0.00	11.95	0	3768.88
	% to total adv	2	0	0	0	2
9	Adv. Housing	23639.57	835.33	2235.10	0	26710.00
	% to total adv	14	14	8	0	12
10	Adv. Other Prio	45463.39	1646.52	7485.74	0	54595.65
	% to total adv	26	27	27	0	24
11	Recovery % of Priority Sec. Adv.	28	72	6	0	20
12	Overdue % of Priority Sec Adv.	72	28	94	0	80

1. Business

Amt. ` in lakhs

	As on 30.06.2015	As on 30.06.2014	As on 30.06.2013	Growth of June' 15 over June'14		Growth of June'14 over June'13
				Absolute	%	Absolute
Deposit						
CB	469115.01	443234.25	428045.6	25880.76	6	15188.65
RRB	20370.64	14056.63	11907.91	6314.01	45	2148.72
CO-OP	36797.14	39970.16	34230.04	-3173.02	-8	5740.12
Total	526282.79	497261.04	474183.55	29021.75	6	23077.49
Advances						
CB	202186.47	173235.43	147354.44	28951.04	17	25880.99
RRB	7321.31	6148.25	5243.91	1173.06	19	904.34
CO-OP	27541.21	28017.53	25940.13	-476.32	-2	2077.40
Total	237048.99	207401.21	178538.48	29647.78	14	28862.73
Priority Sector Advances						
CB	132496.95	120902.27	110325.39	11594.68	10	10576.88
RRB	6315.06	5290.89	4500.8	1024.17	19	790.09
CO-OP	23553.21	22892.4	22638.29	660.81	3	254.11
Total	162365.22	149085.56	137464.48	13279.66	9	11621.08
Weaker Section Advances						
CB	38507.70	34830.9	29377.33	3676.80	11	5453.57
RRB	4045.55	3075.1	2186.37	970.45	32	888.73
CO-OP	7306.11	6532.37	5855.39	773.74	12	676.98
Total	49859.36	44438.37	37419.09	5420.99	12	7019.28
Advances on Agriculture						
CB	30850.21	31243.1	29180.21	-392.89	-1	2062.89
RRB	2486.46	2025.45	1662.91	461.01	23	362.54
CO-OP	6562.53	6508.66	6743.04	53.87	1	-234.38
Total	39899.20	39777.21	37586.16	121.99	0	2191.05
Advances on Industries						
CB	22391.37	16798.48	13005.13	5592.89	33	3793.35
RRB	996.52	783.59	519.49	212.93	27	264.10
CO-OP	6697.35	6650.95	6523.33	46.40	1	127.62
Total	30085.24	24233.02	20047.95	5852.22	24	4185.07
Advances on Services (Housing Loan + Education Loan + Other Priority Sector)						
CB	79255.37	72859.89	45990.83	6395.48	9	26869.06
RRB	2832.08	2481.85	1781.77	350.23	14	700.08
CO-OP	10293.33	9732.79	7550.95	560.54	6	2181.84
Total	92380.78	85074.53	55323.55	7306.25	9	29750.98

2. Priority sector Advances:

	31.03.2015	30.06.2014	30.06.2013	RBI Benchmark
a. (i) % PSA to total advances (all banks)	68	72	77	40%
a. (ii) % PSA to total advances (RRBs)	86	86	86	60%
b. % Agl. Advances to total advances	17	19	21	18%

3. Performance Annual Credit Plan (ACP):

	30.06.2015	30.06.2014	30.06.2013
% Of achievement vis-à-vis commitment	14	12	8
Out of which under Agriculture	8	5	4

4. Financing of SHGs, (all banks cumulative)

Amt. ` in lakhs

30.06.2015		30.06.2014		30.06.2013	
No.	Amt.	No.	Amt.	No.	Amt.
12177	6865.51	11701	6575.36	10395	5732.85

5. Kisan Credit Cards (KCC), (all banks cumulative)

Amt. ` in lakhs

30.06.2015		30.06.2014		30.06.2013	
No.	Amt.	No.	Amt.	No.	Amt.
49109	22638.07	39733	18178.32	32974	14808.21

6. Recovery Performance, NPA etc.

Amt. ` in lakhs

Sector	Recovery %			Gross NPA %			Credit Flow During the Year		
	30.06.2015	30.06.2014	30.06.2013	30.06.2015	30.06.2014	30.06.2013	30.06.2015	30.06.2014	30.06.2013
Total PSA	33	21	29	15	17	5	13285.49	8895.82	9196.05
Agriculture	23	12	25	20	25	29	4436.56	929.84	1986.21
Industries	20	11	10	31	32	33	1668.82	7069.11	673.78
Education	36	21	40	8	8	12	130.33	74.85	220.98
Housing	52	46	68	7	5	5	1705.24	1936.32	1789.43
Other Prio	47	31	29	13	14	10	5344.54	2928.81	4596.79
Crop Loan	39	36	69	8	6	11	1029.14	899.34	721.89

7. Recovery position under Govt. sponsored schemes:

Amt. ` in lakhs

Scheme	Demand Raised (in lakhs)			Recovery Amt. (in lakhs)			Recovery %		
	June' 15	June'14	June'13	June' 15	June'14	June'13	June'15	June'14	June'13
PMRY	823.58	1020.53	1119.59	25.23	15.27	50.83	3	1	5
KVIC	564.07	529.21	584.96	87.88	76.60	79.85	16	14	14
SGSY	188.42	230.41	227.75	60.55	65.94	76.31	32	29	34
PMEGP	1726.96	1150.39	606.51	214.19	96.39	89.71	12	8	15

**MINUTES OF THE 42ND STATE LEVEL BANKERS COMMITTEE MEETING (SLBC) FOR
THE QUARTER ENDING MARCH 2015 HELD ON 20TH JUNE-2015 AT THE
CONFERENCE HALL MANIPUR SECRETARIAT
SOUTH BLOCK AT 3:30 P.M.**

The SLBC meeting for the quarter ended March, 2015 was held on the 20th July, 2015 at the Conference Hall, Manipur Secretariat, South Block at 3:30 P.M. The meeting was chaired by Shri PC Lawmkunga Chief Secretary, Govt of Manipur and attended by Principal Secretary (Finance Home & Edn), Director of Institutional Finance (DIF), Officials of the State Government, DCs/ADCs of the districts. The RBI was represented by Shri M.T Guite, Assistant General Manager RPCD. Guwahati

The SLBC Convener Bank was represented by Shri Lunkim Thangboi, Regional Manager SBI Manipur. Shri A.C. Srivastava, General Manager, OIC, Manipur Regional Office represented NABARD.

List of participants at the meeting is enclosed as Annexure.

The meeting started with a welcome address by Shri Suresh Babu, Principal Secretary, and Finance. He highlighted the problem associated with Pradhan Mantri Jan Dhan Yojana (PMJDY) and the social insurance security schemes and requested the SLBC Convener to take a lead role in educating the general public to prevent possible frauds in the new schemes.

Shri L. Thangboi Convener SLBC initiated discussion of the agenda of the meeting.

1: Confirmation of the Minutes of last SLBC meeting

Minutes of the 40th and 41st SLBC meeting held on the 19th of March, 2015 were circulated to all the members and as there was no request for change, the house approved the minutes.

2: Action taken report on the action points that emerged out of 42nd SLBC meeting held on 20th June, 2015

1. SLBC Convener to print Financial Literacy Diary in local language:

The SLBC Convener informed the house that printing Financial Literacy booklet in local language was completed. The AGM, RBI suggested that the 15 posters and guide book on financial literacy also be printed in local language and the house approved it.

Action: SLBC Convener

2. Opening of RUDSETI at Thoubal:

The Chairman asked Canara Bank to apprise the house on setting up of RUDSETI in Thoubal District allotted to the bank. Canara Bank informed the house that they are taking up the matter with the higher authority. The Chairman advised that taking up the matter is not enough as the proposal is pending for a long time and advised the Lead Bank to co-ordinate the job and show some progress by 15th July 2015.

Action: Canara Bank & SLBC Convener

3: Central Bank of India to clear one pending case of spice processing unit.

It was informed that loan the pending loan proposal has been sanctioned and disbursed.

4: Commerce and Industries Department to call a meeting with Banks to chalk out plan for narrowing gaps between Entrepreneurs and Banks:

It was informed that the meeting was already held.

5: All Deputy Commissioners to identify one suitable technical institute for setting up Business Incubators under MSME.

The Deputy Commissioners present in the meeting apprised the House that they were not aware of such guideline/instructions. As the concerned official from Commerce and Industries Department was not present, the House decided to discuss the issue in the next meeting.

6: SLBC Convener to submit FIP return for below 2000 population to RBI

It was informed to the House that the returns have already been submitted.

7: All Deputy Commissioners to exercise control over unlicensed non-banking financial institute in their respective districts.

The DC Thoubal informed the House that there is no such unlicensed financial institute in Thoubal district. The House advised the Deputy Commissioners to take a note of the issue and take appropriate action if any such institution existed in their respective districts.

Agenda 3: Review of key Banking indicators in the state

The SLBC Convener informed the House that one more branch has been opened at Senapati district in March, 2015 and the total number of Bank branches in the state is 170. He also informed the House that overall deposits, advances & priority sector lendings have increased by Rs. 966.72 crores, Rs. 188.94 crores, Rs. 158.46 crores respectively during the quarter. He clarified the reason for the decrease in CD ratio during the quarter is due to huge Govt deposits at the fag-end of March 2015.

Agenda 4: Credit flow to agriculture sector

The SBLC Convener informed house that some Banks like HDFC, ICICI, IDBI, PNB, UBI, MRB, MSCB & MWCB have registered good performance in agriculture by achieving more than 18% as stipulated by RBI. He advised those banks who have not achieved their target to improve their performance in next quarter. Overall performance in agricultural finance during the financial ending March 2015 was satisfactory and urged banks to improve further in the next quarter.

Action: Concern Banks

Agenda 5: Performance of Banks under MSME

The SLBC Convener apprised the house that Banks have sanctioned Rs. 343.08 crores during the year 2014-15, which is 80% achievement of target. There has been increase of Rs. 68.59 crores over the March, 2014 level in MSME sector. He said that some Banks have not sanction any MSME loan during the year and requested them to finance more loans under MSME.

Action: Concerned Banks

Agenda 6: Review on achievement under Annual Credit Plan 2014-15

The SLBC convener apprised the house that achievement under ACP is 70% during the year which is 10 % above the national level benchmark of 60%. He pointed out although the overall performance is encouraging, the performance in Agriculture, Crop loan and Education loan is not satisfactory. The AGM, RBI informed the House that there has been change in criteria for classification of priority sector advances. He advised the LDMs to follow the new guidelines while submitting returns to RBI. The Principal Secretary, Finance advised the LDMs to give comparative figures of previous year/quarterly with current year/quarter in ACP achievement reports.

Action: All LDMs

Agenda 7: Progress in setting up o RSETI/RUDSETI

The SLBC convener apprised the performance of RSETI, Churachandpur. In regards to status of RSETI/RUDSETI status in other districts, the Convener apprised the House that setting up of RUDSETI in Thoubal have already been discussed by the House earlier. He informed the house that RSETI in Imphal West district is expected to function soon as feasibility of functioning in a rented building is being examined.

Regarding RSETI, Senapati, the concern DC informed that land have been identified and some development can be expected next month. The Principal Secretary, Finance advised all the concerned DCs to identify one suitable building for running training programme and inform to the Convener, SLBC.

Action: Director, RSETI, Imphal West and All concerned Deputy Commissioners

Agenda 8: Bank branch expansion

The Convener, SLBC informed the House that out of identified 27 unbanked blocks in the state, 5 blocks have been covered by opening Bank branches. However, the bank branches have not moved in to the composite building as they are not yet completed and handed over by the govt. With this only 22 unbanked blocks remain pending in the state.

The DC, Ukhrul proposed for inclusion of Jessami as one of the unbanked blocks. The SLBC convener said that such inclusion should be under Tribal Area Inclusive programme and government will take a decision.

The Chairman, MRB informed the house that they are ready to open branch at Nungba provided the building is handed over to the bank by Govt. The DC Tamenglong informed that lease agreement is still pending. The DC Senapati enquired that whether the building have to be handed over to Bank or to give it on lease. The Principal Secretary, Finance advised that it should be given on lease and that the Planning Department and the concerned Bank should sign the lease agreement in this regard.

The SLBC Convener apprised that the Tribal Area Inclusive plan is an initiative of the state Govt. and the construction of the composite building is done by the Govt. Mr A.K Dogra, Deputy Secretary, DFS (GOI) suggested that the state Govt. should provide a letter regarding allotment of building to the concerned Bank. With this allotment letter, the Bank can move into the composite building. The Chief Secretary advised that the owner of the land and building is the state Govt. and cannot let out the building to any organization without proper rule. For this an understanding or undertaking has to be made. The Govt. has to decide the procedure under which the building can be handed over to Banks. The House advised the Director, Institutional Finance to write a letter to Planning Dept advising them to inform the Banks about the completion of the building and issue allotment letter of building to concerned Banks. The Chief Secretary advised MDS to present the status of the building construction and also to give a timeline for completing the construction.

Action: State Govt., MDS, DIF, Planning Department

Agenda 9: Status of enrolment under PMSBY, PMJJB & APY: Social Security Schemes.

The SBLC convener apprised Bank-wise number of enrolment under the three social security schemes and apprised that there are still banks who have no done a single enrolment. Some Private Banks said that they could not retrieve the system generated report, so they could not compile data for report. The House advised them to submit their report at the earliest e.g. Bank of India, HDFC.

Action: All Concerned Banks

Agenda 10: Finance on Joint Liability Group.

The Convener, SLBC apprised that very few Banks have financed under JLG mode and urge the banks to increase JLG.

Agenda 11: Approval of PMEGP target 2015-16

As proposed by the Directorate of Industry Department, the SLBC Convener presented the draft Bank-wise district-wise allocation of PMEGP target 2015-16 to the House for approval. He commented that the target of 3000 for the state is on a high side. He asked the commerce and Industries department to explain the basis of arriving 3000 target. The Commissioner Industry Dept clarified that the target of 3000 this year is less than the target 3258 given last financial year(2014-15). Last year the margin sanctioned was Rs.18.00 crores and this year the margin is Rs.10.00 crores. The SBLC convener presented year-wise achievement of the scheme. In 2014-15 the banks financed in all 1316 no of proposals under the scheme. The

Principal Secretary (Finance) enquired whether there is possibility of reducing the target to 2500 considering the fact that it was never achieved in the earlier years. The Principal

Secretary, Commerce and Industries informed the House that the target of 3000 is including backlog of 2014-15 and said that the target has been fixed by a committee in which the bankers were also members.

The DC Ukhrul informed that many Banks refused to sanction loans as the beneficiaries are residing very far away from the branch and banks find it difficult to operate. The DC Thoubal also informed that some banks are not sanctioning loans in his district and expressed his unhappiness against the banks who are not participating. He said that the targets for PMEGP have been carried over for the last 2-3 years and this degrades the value of the scheme.

The Principal Secretary, Commerce & Industries informed the House that there are 5 Banks that have not sanctioned any PMEGP loan viz. ICICI, Indusind, Punjab National Bank, Yes Bank and HDFC. He further clarified that the total target for these five banks for 2014-15 was 398. The Principal Secretary, Finance suggested for inclusion of performance on PMEGP as one of the criteria for parking Govt. funds. Shri T. Muanding, AGM, RBI impressed upon the house that not only PMEGP but achievement of all Govt. sponsored schemes should also be included. The House approved to include inclusion of achievement in Govt. sponsored schemes as one of the criteria for parking of Govt. deposit in banks

The SLBC convener and Principal Secretary, Finance suggested to the House for setting up of a sub-committee to look into the implementation of PMEGP. The Commissioner (Commerce & Industry) to convene sub-committee meeting to discuss modalities of implementation of PMEGP scheme. In regards to revision of targets, the Principal Secretary (Finance) clarified that target will not be revised.

Action: Sub Committee

Agenda 12: Position of NPAs in Banks

The SLBC Convener informed the House that this agenda has been included for discussion as desired by the Parliamentary Committee. He expressed his concern on the high level of NPAs in the state of Manipur. He said that the Government of India benchmark in NPA is 2%. However, in Manipur the NPA level is more than 15%. He presented NPA position of the banks with focus to PMEGP and Government sponsored scheme. The total NPAs in Banks is Rs. 263.52 crores and NPA under PMEGP is Rs. 30.51 crores. SBI alone NPA in PMEGP is Rs. 20.00 crores.

The Principal Secretary, Finance enquired why Bank's schemes are successful and the Govt. sponsored schemes are not. The SLBC convener clarified that the bank's own regular schemes are secured by collateral securities and loans are sanctioned by banks based on the Credit score of the customers which is available in the banks site. But in case of Government sponsored schemes we cannot take collateral security and credit score is not applied. The Deputy Secretary, DFS (GOI) enquired whether a comparative statement with other states is available. The SLBC convener clarified in other states recovery is better because Public Debt Recovery Act (Bakijai) is implemented the District Administrations are responsible for recovery of Govt. Sponsored Schemes.

The Principal Secretary, Finance advised all Banks to submit list of defaulters to the concern Deputy Commissioners so that appropriate action can be taken up. The DC Thoubal informed that he had already advised the Banks to submit list of defaulters so that the District Administration can help the Banks for recovery of the dues. However, he said that the

response from the Banks is very poor. The District Administration is not able to help Banks due to non-submission of defaulter list. The SLBC Convener also informed that Sponsoring Agencies have not extended their support in recovery of bad loans.

The Chairman, MRB suggested that as the Banks have been given target under Govt. sponsored scheme, the District Administration should also be given target for recovery of loans as it is done in other parts of the country. He requested the House to take initiative for implementation of his suggestion. The House agreed to have another session to discuss in this regard.

Action: Concerned Banks, all Deputy Commissioners, SLBC Convener

Agenda 13: Roadmap- Provision of banking services in villages with population less than 2000.

The AGM, RBI informed the House that the target for providing banking services to population less than 2000 have been extended till August, 2015. He requested the Banks to ensure coverage of every household within the timeline. He also advised Banks to ensure that 5% of the banking services provided should be done through brick and mortar delivery system.

Agenda 14: Miscellaneous Agenda:

The DC Thoubal informed the House that Member of Parliament for Rajya Sabha has adopted Hayel Hangoon as his adopted village for making it a model village. He also informed the house that under the DCC/DLRC meeting held on 11.06.2015 for the quarter ended March, 2015 for Thoubal district, he had discussed the issue and decided to request MRB to provide banking service to the village and open a branch.

The meeting concluded with a closing speech from the SLBC Convener.

End

ANNEXURE

List of invitees present in the 42nd SLBC meeting for the quarter ended March, 2015 held on 20.06.2015 at the conference hall of Manipur Secretariat, South Block, Imphal

A. STATE AND CENTRAL GOVT. OFFICIAL

Sl.	Name	Designation/ Office/ Department
1.	Shri P.C. Lawmkunga, IAS	Chief Secretary, GOM
2.	Dr. J. Suresh Babu, IAS	Principal Secretary, Finance/ Home/ Education-
3.	Shri L. Lakher, IAS	Principal Secretary, Commerce & Industries/
4.	Shri. L. Kailun, IPS	IGP (L/O) Z-II
5.	Shri A.K. Dogra	Deputy Secretary, Finance, Govt. of India
6.	Shri. T. Ranjit Singh, IAS	DC, Thoubal
7.	Shri. Hrishikesh Modak, IAS	DC, Ukhrul
8.	Smt. Jacintha Lazarus, IAS	DC, Senapati
9.	Shri. Robert S. Ksh, IAS	DC, Chandel
10.	Shri. K. Lakshmikanta Sharma	ADC, Imphal East
11.	Smt. Mercina R Panmei	Director, DIF
12.	Shri. Kh. Dieshchandra	Director, MOBC
13.	Shri. Th. Kirankumar	Director, Treasuries & Account
14.	Smt. N. Kulkarni Devi	H. Dir (Plg)
15.	Shri Peter Salam	District Co-ordinator, MAHUD
16.	Shri M. Raju Singh	EE/DRDA (IW) for DC Imphal West
17.	Shri. Y. Rajen Singh	Dy. Secretary (MAHUD)
18.	Ms. Valentina Arambam	Dy. Secretary, IT
19.	Shri H. Chitaljit Meetei	Asst. Director, Treasuries and Accounts
20.	Shri S. Khaikhopau Ngaite	BO/ HQ DC/ CCpur
21.	Shri L. Jogendra	Asstt. Director, DIF
22.	Smt. Salle Pao	Asstt. Director, KVIC
23.	Shri L. Biren Singh	CEO, MKVIB
24.	Dr. Rishikanta Singh	Scientist, ICAR, Manipur Region
25.	Shri Sothang Lunkim	DI (s) ZEO, Kangpokpi

B. RESERVE BANK OF INDIA AND NABARD

Sl.	Name	Designation/ Office/ Department
1.	Shri A.C. Srivastava	General Manager, NABARD
2.	Smt. N. Guite	DGM, NABARD
3.	Shri M.T. Guite	AGM, RPCD, RBI
4.	Shri. R.K. Yaiphaba Meitei	AGM, NABARD

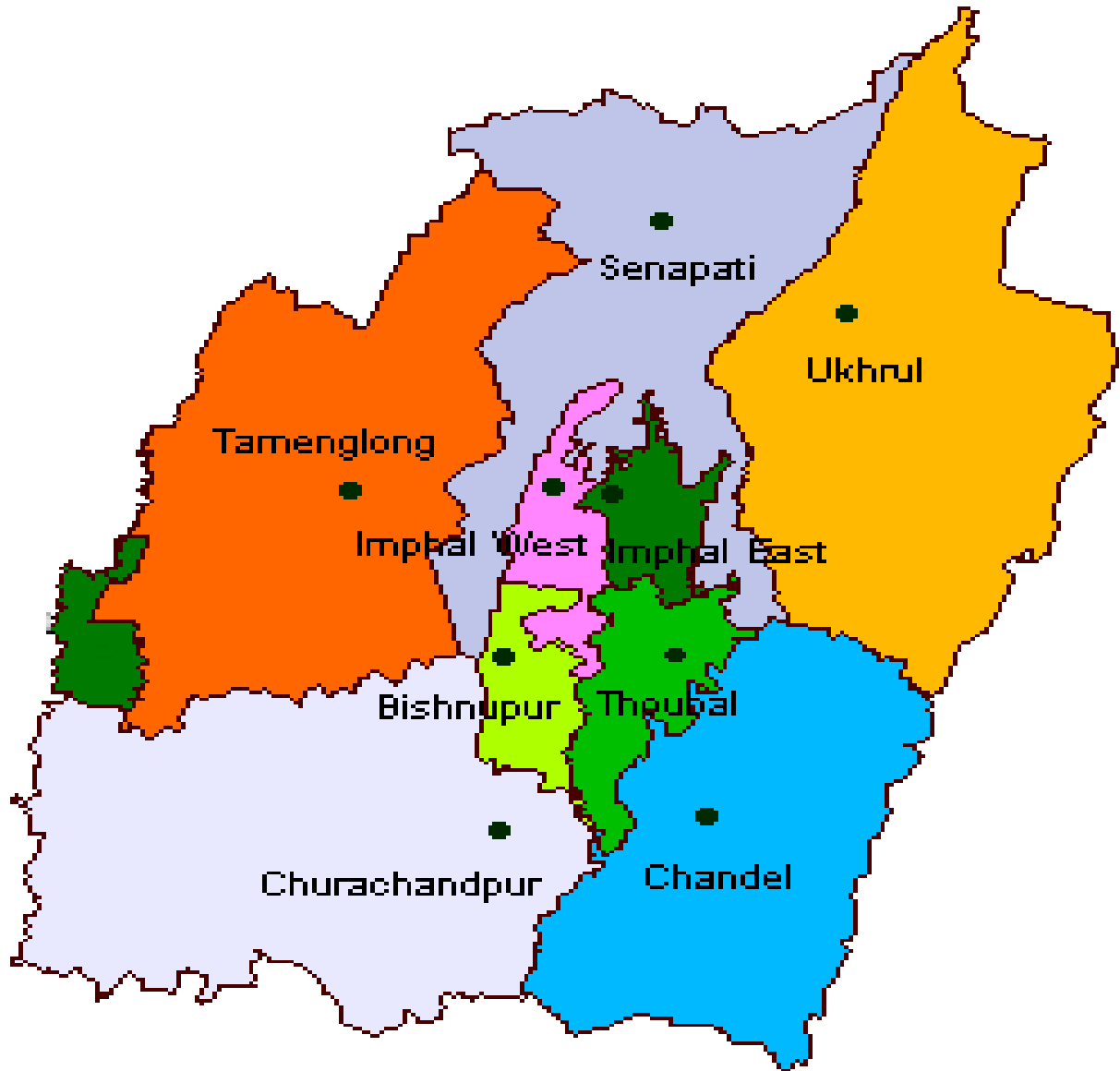
C. COMMERCIAL BANKs, RRBs, CO-OPERATIVE BANKs AND OTHER FINANCIAL PUBLIC SECTOR INSTITUTION'S OFFICIALS

Sl.	Name	Designation/ Office/ Department
1.	Shri P.K. Bal	Chairman, MRB
2.	Shri. S.K. Rastogi	DGM, Vijaya Bank
3.	Shri K. Indramani Singh	DGM, MSCB
4.	Shri Kh. Menjor Singh	C.O., MSCB
5.	Shri. B. Mushahary	Chief Manager, Allahabad Bank
6.	Shri Kh. Yaikul Singh	Senior Manager, MRB
7.	Shri Dinesh Prabhu	Senior Manager, PNB
8.	Shri S.K. Singsit	LDM, UBI
9.	Shri. Ng. Teban Singh	LDM, UBI
10.	Shri. Dorendro Athokpam	Branch Manager, Union Bank
11.	Shri. Sh. Prakash Meitei	Branch Manager, BOI
12.	Shri. Christopher Watham	Branch Manager, BOM
13.	Shri Th. Bonny Singh	Branch Manager, HDFC
14.	Shri Sushil Singh Taorem	Branch Manager, Yes Bank
15.	Shri Sepram Shyamkumar	DM, NIC Ltd
16.	Shri Asem Robert Singh	Dy. Manager, ICICI
17.	Shri Bishwash Longjam	Officer, PSB
18.	Ms. Charmila Shaiza	Asst. Manager, PSB
19.	Shri Laishram Ojitkumar Singh	Asstt. Manager, IDBI
20.	Shri Manoranjan	Asst. Manager, IDBI
21.	Shri. K. Surjit Singh	Asst. Manager, MPCB
22.	Shri Vivek Kumar	Asst. Manager, Syndicate
23.	Shri BimalThongam	Operational Manager, Indus
24.	Smt. Ch. Kunjarani Devi	Accountant, MWCB
25.	Smt. W. Nungshitombi Devi	Accountant, MWCB
26.	Shri. Chikku Anto Abraham	Canara Bank
27.	Shri. G. Kaphungangpou	Axis Bank
28.	Shri S T Kishor	HDFC
29.	Shri Inaobi Singh	Asst. IUCB
30.	Shri Kangbam Joy Singh	District Manager, GTID Ltd

D. CONVENER BANK OFFICIALS

Sl.	Name	Designation/ Office/ Department
1.	Shri LunkimThangboi	AGM, R-V, SBI
2.	Shri Shyamal Choudhury	CM, LBO, SBI, Senapati
3.	Shri. N. Hauzel	CM, LBO, SBI, Churachandpur, Thoubal, Chandel
4.	Shri. M. Devakishore Singh	Manager, FI, SBI
5.	Shri Rakhesh Saikhom	Asst. LBO, SBI, Imphal West

DISTRICTS OF MANIPUR STATE



1. Thoubal, 2. Chandel 3. Churachandpur 4. Senapati 5. Imphal West,
6. Imphal East 7. Bishnupur 8. Tamenglong and 9. Ukhrul.