

**Manipur State  
Selected Economic Indicators.**

Sl. No.	Items	Ref. Year	Unit	Particulars
1.	Geographical Area	2011 Census	'000 Sq. Km.	22.327
2.	Population	2011 Census	Lakh No.	27.22
3.	Density	-do-	Persons per Sq. Km.	121
4.	Sex Ratio	-do-	Females per '000 Males	987
5.	Percentage of Urban Population to the total population	-do-	Percentage	43
6.	Average Annual Exponential Growth Rate	2001-2011	-do-	1.86%
7.	Population Below Poverty Line (As per Planning Commission estimates)	1999-2000	-do-	28.54%
8.	Literacy rate : (i) Persons (ii) Male (iii) Female	2011 Census	-do-	i) 79.85% ii) 85.48% iii) 77.15%
9.	Gross State Domestic Product (GSDP) at factor cost : (i) At current prices (ii) At constant (1993-94) prices	2004-05 to 2010-2011 (Q) -do-	Rs. in crore -do-	9198.14 7184.09
10.	Net State Domestic Product (NSDP) at factor cost (i) At current prices (ii) At constant (1993-94) prices	-do- -do-	-do- -do-	8228.31 6548.20
11.	Per Capita NSDP (i) At current prices (ii) At constant (1993-94) prices	2003-2004	Rupees -do-	29684 23298
12.	Index of Agricultural Production (Base: Triennium ending 1981-82=100)	2002-2003 (P)	-	3325
13.	Total cropped area	1999-2000	Lakh hectare	1,65,787
14.	Net area sown	-do-	-do-	1,55,232
15.	Index of Industrial Production (Base : 1993-94=100)	2002-2003 (P)	-	502
16.	Post office per lakh population	2017 (December)	No.	25.75
17.	All scheduled commercial banks per lakh population	2017 (December)	Nos.	6.87
18.	Employment on organised sector	2002 (P)	'000 Nos.	80
19.	(i) Public Sector	-do-	-do-	70
20.	(ii) Private Sector	-do-	-do-	10

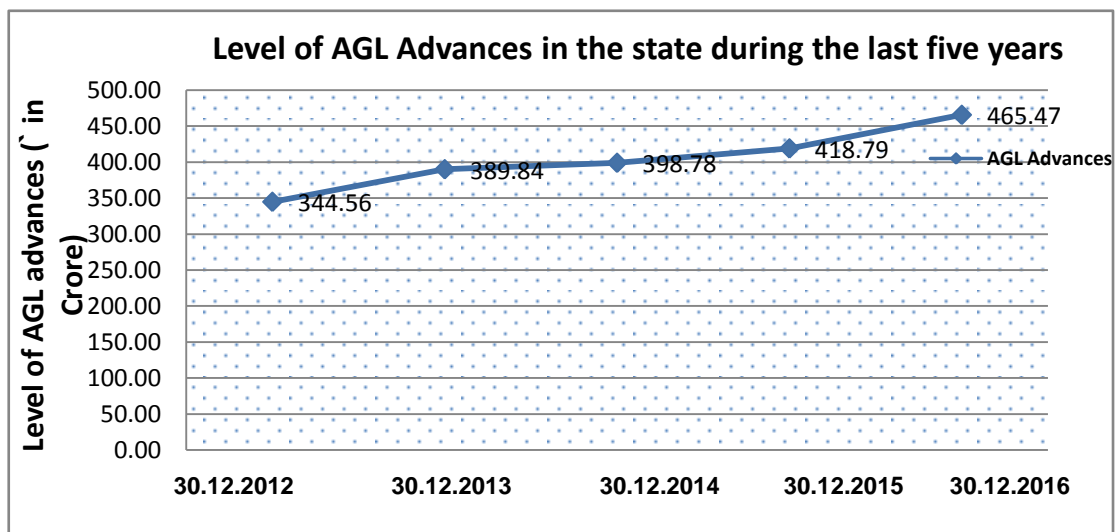
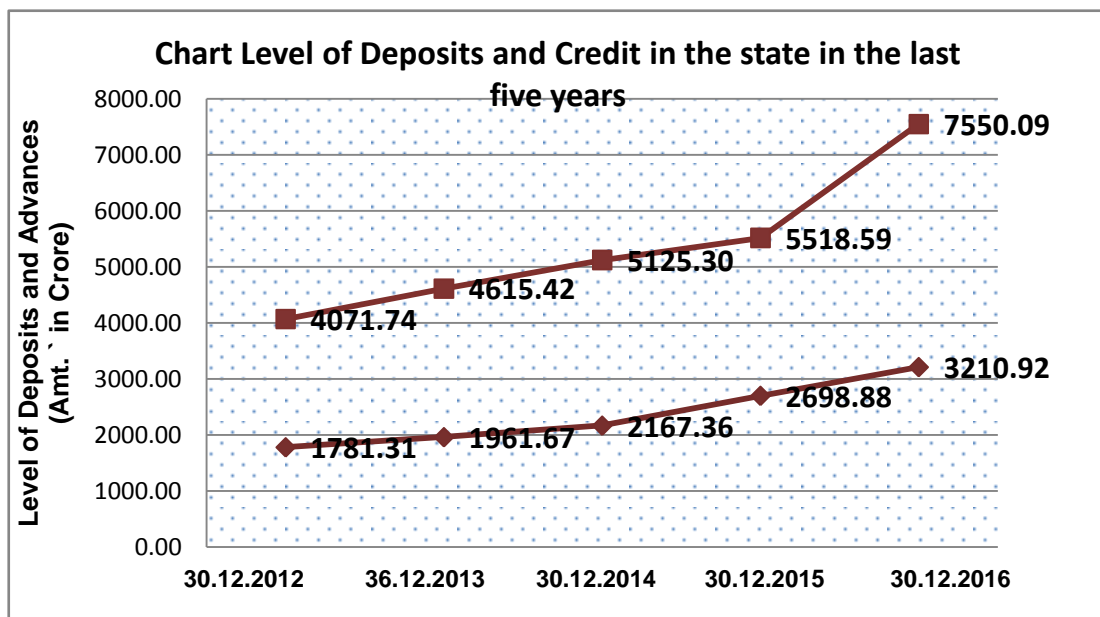
**Districtwise Population, Sex-ratio, Density etc (As per 2011 Census).**

Sl. No.	DISTRICT	Population	Sex Ratio per '000 males	Density per Sq. Km.	Scheduled Caste			Scheduled Tribe		
					Total	Male	Female	Total	Male	Female
1.	THOUBAL	4,20,517	998	708	33,969	16,640	17,329	4,274	2,200	2,074
2.	CHANDEL	1,44,028	981	36	210	107	103	1,08,779	54,692	54,087
3.	CHURANDPUR	2,71,274	944	50	205	179	26	2,12,482	1,07,002	1,05,480
4.	SENAPATI	3,54,972	935	87	238	143	95	1,22,791	61,785	61,006
5.	IMPHAL WEST	5,14,683	1004	856	13,276	6,646	6,630	21,118	10,478	10,640
6.	IMPHAL EAST	4,52,661	991	557	10,409	5,374	5,035	24,712	12,382	12,330
7.	BISHNUPUR	2,40,363	993	420	1,727	842	885	6,143	3,064	3,079
8.	TAMENGLONG	1,40,143	922	25	3	X	3	1,06,349	54,020	52,329
9.	UKHRUL	1,83,115	916	31	210	X	X	1,34,493	68,696	65,797
TOTAL										

**\*\* Information collected from respective state Govt. website...**

**MANIPUR STATE : ACHIEVEMENT VERSUS NATIONAL NORMS**  
**AS ON 31.12.2016**

PARAMETERS	NATIONAL NORMS (%)	State Position (%)
C D RATIO (including advance from NEDFI, SIDBI & RIDF)	60	47
C D RATIO (excluding advance from NEDFI, SIDBI & RIDF)	-	43
CREDIT + INV. : DEPOSIT RATIO	60	50
PRI. SECTOR ADV. TO TOTAL ADV.	40	67
AGL. ADV. TO TOTAL ADV.	18	14
Lending to Weaker Section	10	18



**AGENDA NOTES AND BACKGROUND PAPERS FOR  
MANIPUR SLBC MEETING**

**ADOPTION OF MINUTES:**

The minutes of State Level Bankers' Committee meeting held on 19.09.2016 has been circulated to all members. Since no request for amendment has been received, the House may adopt the minutes.

**ACTION TAKEN REPORT**

Action taken report on the action points that emerged out of 47<sup>th</sup> SLBC meeting for Manipur held on 19<sup>th</sup> September, 2016.

<b>ACTION POINT</b>	<b>ACTION TAKEN</b>
1. SDO/BDO and Police to move in at Unbanked blocks before Bank moves in.	Concern DC to apprise the House.
2. Banks to opened/ shift branches at completed blocks.	Concern Bank to apprise the House.
3. RBI to take up with the Regional Heads of the banks that informed which were yet to send approval for opening of their bank branch.	The matter has been taken up.
4. Managing Director, MSPDCL was advised to provide electricity connection to the unbanked blocks. All the individual blocks to be supplied with individual transformer.	MSPDCL to apprise the House.
5. Concern Banks to opened/ inaugurate branch allotted under opening of Bank branches at Unbanked Towns.	Union Bank reported that survey report sent to Regional Office and waiting for further advice. IDBI inform that their Bank's branch expansion target has already been approved for FY 2016-17 and hence they could include it under FY 2017-18. Other Banks to apprise the House.
6. The Chairman, MRB informed that they have already applied for license to RBI to open their branches and requested for early issue of the same for their necessary arrangement.	The matter has been taken up. Further details will be communicated on receipt of the same from Guwahati Office.
7. Axis Bank, Bank of India, Bank of Maharashtra, Canara Bank, HDFC, ICICI, IDBI should start financing to SHGs.	Concern bank yet to start financing.
8. Banks (except SBI) should identify their branches as Special MSME branch and put a sign board for MSME Counter	Concern bank to apprise the House.
9. HUDCO to hold Sensitization Programme on Pradhan Mantri Awaz Yojana: Credit Linked Subsidy Scheme at Imphal for maximum participation by Banks.	Programme not yet held.
10. Discussion on opening of bank branch at Leimatak village, Churachandpur:	Clarification and advice on the matter was provided to SLBC Convener bank vide letter Ref. IMP (FIDD) No. 63/02.06.001/2016-17 dated October 28, 2016.

## Agenda -1

### Review of Banking Key Indicators of Manipur

#### BANKING KEY INDICATORS OF MANIPUR (data last three quarters)

SI No	PARTICULARS	As on	As on	As on
1	Number of Branches	Quarter Ending 30.06.2016	Quarter Ending 30.09.2016	Quarter Ending 31.12.2016
	Rural	46	47	47
	Semi Urban	75	77	77
	Urban	61	63	63
	NEDFI, SIDBI & RIDF	3	3	3
	Total	185	190	190
2	Deposit ( Rs: Crores)	5977.18	6199.44	7550.09
3	Advances (NBC) (Rs: Crores)	2990.41	3182.97	3210.92
4	C.D. Ratio	50	51	43
5	Priority Sector Advances (NBC) (Rs.Crores)	1978.73	2062.43	2064.50
6	% of Priority Sector to Net Bank Credit (40%)	66	65	64
(a)	Crop loans (Rs: Crores)	127.28	128.25	130.23
(b)	Agri. Term Loans including allied activities. (Rs: Crores)	321.83	347.08	335.24
	Total Agri. Advances (Rs: Crores)	449.11	475.33	465.47
	% of Agri. Advances to NBC (18%)	15	15	14
(c)	SSI & Rural Artisans (% to Net Bank Credit-NBC) (Rs: Crores)	328.67 (10.99%)	345.77 (10.84%)	350.08 (10.90%)
(d)	Education Advances (% to NBC) (Rs: Crores)	38.51 (1.29%)	37.58 (1.16%)	37.43 (1.17%)
(e)	Housing Advances (% to NBC) (Rs: Crores)	441.11 (14.75%)	470.73 (14.77%)	478.32 (14.89%)
(f)	Other Priority Sector Advances (% to Net Bank Credit-NBC) (Rs: Crores)	721.32 (24.12%)	733.46 (23.04%)	733.20 (22.83%)
	Total Priority Sector Advances (Rs: Crores)	1978.73	2062.87	2064.50 (64.31%)

## **Development in Banking Operation in the State:**

**Deposits:** There is an overall increase in aggregate deposits by ` 1350.65 crores during the December, 2016 quarter over the September, 2016 quarter, which is an increased of 21.79 %. A YOY increase of ` 2231.50 crores have been registered over December'15.

Details may be seen on page nos 7, 8, 33 & 34.

**Advances:** There is an increase of Rs. 27.95 crores in aggregate advances during December, 2016 quarter over the September, 2016 quarter level which is an increase of 0.88%. A YOY increased of ` 512.04 crores over December, 2015 level. Details may be seen on page nos. 7, 8, 33 & 34.

**Priority Sector Advances:** There is an aggregate increase of ` 2.07 crores during December'16 quarter over the September'16 quarter which is an increased of 0.00%. Bankwise position of priority sector advances is given on page no 37.

### **C.D. Ratio:**

The CD ratio (CDR1) decreased to 43% by 8% from last quarter. Some banks viz; BAND, CAN, HDFC, PNB, SYN and MSCB have crossed the level of 60% and other Banks viz; ALB, BOI, BOM, CBI, ICICI, IOB, SBI, UBI, UCO, UNION, VJB and MWCB have achieved CD ratio above 40%. Details may be seen pages no. 7 & 8.

**CD Ratio Districtwise Position:**

The District wise position of comparative CD ratios as on 30.09.2016 and 31.12.016 are given hereunder.

Amt. ` in lakhs

Sl. No.	Name of the District	Business Figure as on 31.12.2016		C D Ratio (%)	
		Deposit	Advance	As on 30.09.2016	As on 31.12.2016
1	Thoubal	30622.56	16670.81	NA	54
2	Kakching	6328.34	5428.75	NA	86
3	Chandel	8665.58	5610.29	NA	65
4	Tengnoupal	8526.34	4815.77	NA	56
5	Churachnampur	48536.34	21822.99	NA	45
6	Pherzawl	11.59	0.00	NA	0
7	Senapati	23395.34	14836.51	NA	63
8	Kangpokpi	12904.98	10103.13	NA	78
9	Imphal West	515414.87	192788.64	46	37
10	Imphal East	60277.96	29318.65	NA	49
11	Jiribam	0.00	0.00	NA	0
12	Bishnupur	17402.65	12034.82	80	69
13	Tamenglong	5190.08	2096.54	NA	40
14	Noney	1656.67	725.20	NA	44
15	Ukhrul	15291.24	4389.99	NA	29
16	Kamjong	784.32	449.92	NA	57
NEDFI, SIDBI & RIDF		NA	31308.65	NA	NA
<b>TOTAL</b>		<b>755008.66</b>	<b>352400.66</b>	<b>55</b>	<b>47</b>

**Position of CD Ratio in Manipur State (An analysis as on 31.12.2016)**

**Credit Deposit ratio of all Banks (excluding SIDBI, NEDFI & RIDF) in the state is 43 % against the National benchmark of 60%.**

- The CD ratios in the (4) districts viz; Bishnupur, Chandel, Kakching, Kangpokpi and Senapati are above 60%.
- CD Ratio was highest in Kakching followed by Kangpokpi and Bishnupur district.
- Other remaining districts viz; Churachandpur, Imphal East, Imphal West, Jiribam, Kamjong, Noney, Pherzawl, Tamenglong, Tengnoupal, Thoubal and Ukhrul District, the CD ratios are below 60%. Pherzawl District is having lowest CD ratio of 0%.
- Banks which have CD ratios below 60% may initiate immediate steps to improve their positions.

**BANK-WISE BUSINESS AND CREDIT DEPOSIT RATIO**

As on 31.12.2016

Amt. ` in lakhs

Sl. No.	Bank	Deposit	Advances	Credit	Total	CDR1	CDR2	Investment (I)	(TC + I)	CDR3
		(D)	(A)	Utilise (CU)	Credit (TC)					
		AMT	AMT	AMT	AMT					
1	ALB	12037.07	6345.81	0.00	6345.81	53	53	0.00	6345.81	53
2	AXIS	32851.37	10797.22	8239.31	19036.53	33	58	0.00	19036.53	58
3	BAND	762.00	472.00	0.00	472.00	62	62	0.00	472.00	62
4	BOB	34373.00	3893.00	0.00	3893.00	11	11	0.00	3893.00	11
5	BOI	6967.98	3468.17	0.00	3468.17	50	50	0.00	3468.17	50
6	BOM	2482.93	1417.97	0.00	1417.97	57	57	0.00	1417.97	57
7	CAN	5825.83	3900.83	0.00	3900.83	67	67	0.00	3900.83	67
8	CBI	17368.40	8142.37	0.00	8142.37	47	47	0.00	8142.37	47
9	HDFC	17170.77	14781.18	0.00	14781.18	86	86	0.00	14781.18	86
10	ICICI	14285.78	6187.06	0.00	6187.06	43	43	0.00	6187.06	43
11	IDBI	6235.43	2457.90	0.00	2457.90	39	39	0.00	2457.90	39
12	INDUS	2808.72	0.00	0.00	0.00	0	0	0.00	0.00	0
13	IOB	5904.16	2463.31	0.00	2463.31	42	42	0.00	2463.31	42
14	PNB	11721.80	8302.18	0.00	8302.18	71	71	0.00	8302.18	71
15	PSB	14791.00	5361.94	0.00	5361.94	36	36	0.00	5361.94	36
16	SBI	353153.78	148156.79	0.00	148156.79	42	42	0.00	148156.79	42
17	SYN	1447.00	1307.49	0.00	1307.49	90	90	0.00	1307.49	90
18	UBI	94476.21	41037.41	0.00	41037.41	43	43	0.00	41037.41	43
19	UCO	20660.56	10640.44	0.00	10640.44	52	52	0.00	10640.44	52
20	UNION	1197.00	591.69	0.00	591.69	49	49	0.00	591.69	49
21	VJB	13673.00	5949.97	0.00	5949.97	44	44	0.00	5949.97	44
22	YES	3735.00	19.00	0.00	19.00	1	1	0.00	19.00	1
<b>ASCB_TOL</b>		<b>673928.79</b>	<b>285693.73</b>	<b>8239.31</b>	<b>293933.04</b>	<b>42</b>	<b>44</b>	<b>0.00</b>	<b>293933.04</b>	<b>44</b>
23	MRB	27939.57	9392.63	0.00	9392.63	34	34	0.00	9392.63	34
<b>RRB_TOL</b>		<b>27939.57</b>	<b>9392.63</b>	<b>0.00</b>	<b>9392.63</b>	<b>34</b>	<b>34</b>	<b>0.00</b>	<b>9392.63</b>	<b>34</b>
24	IUCB	38069.48	11939.15	0.00	11939.15	31	31	15611.05	27550.20	72
25	MSCB	12915.48	13363.09	0.00	13363.09	103	103	0.00	13363.09	103
26	MPCB	602.69	243.38	0.00	243.38	40	40	180.50	423.88	70
27	MWCB	1552.65	460.03	0.00	460.03	30	30	527.43	987.46	64
<b>CO-OP_TOL</b>		<b>53140.30</b>	<b>26005.65</b>	<b>0.00</b>	<b>26005.65</b>	<b>49</b>	<b>49</b>	<b>16318.98</b>	<b>42324.63</b>	<b>80</b>
<b>SUB-TOTAL</b>		<b>755008.66</b>	<b>321092.01</b>	<b>8239.31</b>	<b>329331.32</b>	<b>43</b>	<b>44</b>	<b>16318.98</b>	<b>345650.30</b>	<b>46</b>
28	NEDFi		11369.00		11369				11369.00	
29	SIDBI		332.00		332				332.00	
30	RIDF		19607.65		19607.65				19607.65	
<b>TOTAL</b>		<b>755008.66</b>	<b>352400.66</b>	<b>8239.31</b>	<b>360639.97</b>	<b>47</b>	<b>48</b>	<b>16318.98</b>	<b>376958.95</b>	<b>50</b>

CDR1: CD ratio with Advance given by the bank

CDR2: CD ratio with Advance + Credit utilization in the state but sanctioned outside the state.

CDR3: CD ratio with Advance + Credit utilisation + Investment by the bank



**Agenda: 2****Credit Flow to Agriculture Sector**

The following banks have registered performance above the benchmark of 18% in AGL lending viz; ALB, AXIS, ICICI, IDBI, PNB, UBI, MRB, MSCB, and MPCB. All other banks need to improve their AGL lending to at least a minimum level of 18%. The Bank wise performance under AGL Sector is furnished below and also on page nos 38, 43, 46 & 47 of this booklet.

**ANALYSIS OF ADVANCES UNDER AGRICULTURE**

As 31.12.2016

Amt. ` in lakhs

Sl. No.	Banks	No. of A/c	Total OS	Demand Raised	Recovery		Overdues		Gross NPA		New Loans	% to total advance
					Amount	%	Amount	%	Amount	%		
1	ALB	320	1290.83	161.34	1.30	1	160.04	99	21.00	2	161.73	20
2	AXIS	1039	2124.14	7.45	4.25	57	3.20	43	12.80	1	597.52	20
3	BAND	687	104.00	0.00	0.00	0	0.00	0	0.00	0	81.00	22
4	BOB	31	102.00	95.00	8.00	8	87.00	92	96.00	94	0.00	3
5	BOI	415	236.49	3.16	1.50	47	1.66	53	1.18	1	74.57	7
6	BOM	2	6.18	0.00	0.00	0	0.00	0	0.00	0	0.00	0
7	CAN	456	448.43	228.63	48.13	21	180.50	79	167.94	37	192.14	11
8	CBI	784	1330.16	157.20	32.50	21	124.70	79	26.09	2	101.13	16
9	HDFC	1002	1389.95	293.49	236.61	81	56.88	19	9.54	1	492.90	9
10	ICICI	4335	4984.19	0.00	0.00	0	0.00	0	0.00	0	4505.65	81
11	IDBI	1332	778.24	0.00	0.00	0	0.00	0	0.00	0	48.16	32
12	INDUS	0	0.00	0.00	0.00	0	0.00	0	0.00	0	0.00	0
13	IOB	161	170.59	37.57	3.65	10	33.92	90	75.19	44	30.58	7
14	PNB	9172	5557.72	252.00	123.35	49	128.65	51	105.00	2	175.50	67
15	PSB	101	102.11	27.91	7.00	25	20.91	75	30.27	30	2.00	2
16	SBI	13345	8479.68	1015.89	558.09	55	457.80	45	567.80	7	866.70	6
17	SYN	10	24.00	0.00	0.00	0	0.00	0	0.00	0	0.00	2
18	UBI	8385	7684.53	1392.24	962.14	69	430.10	31	678.49	9	815.82	19
19	UCO	1072	1292.76	270.25	68.09	25	202.16	75	90.10	7	324.21	12
20	UNION	1	0.80	0.00	0.00	0	0.00	0	0.00	0	0.80	0
21	VJB	278	461.40	129.10	45.84	36	83.26	64	6.88	1	65.50	8
22	YES	0	0.00	0.00	0.00	0	0.00	0	0.00	0	0.00	0
<b>ASCB_TOL</b>		<b>42928</b>	<b>36568.20</b>	<b>4071.23</b>	<b>2100.45</b>	<b>52</b>	<b>1970.78</b>	<b>48</b>	<b>1888.28</b>	<b>5</b>	<b>8535.91</b>	<b>13</b>
23	MRB	11148	3547.34	301.53	221.42	73	80.11	27	106.98	3	748.98	38
<b>RRB_TOL</b>		<b>11148</b>	<b>3547.34</b>	<b>301.53</b>	<b>221.42</b>	<b>73</b>	<b>80.11</b>	<b>27</b>	<b>106.98</b>	<b>3</b>	<b>748.98</b>	<b>38</b>
24	IUCB	65	93.57	97.07	8.30	9	88.77	91	92.43	99	0.00	1
25	MSCB	5627	6063.34	4916.50	99.68	2	4816.82	98	5710.74	94	68.56	45
26	MPCB	164	171.78	154.41	134.98	87	19.43	13	13.65	8	203.23	71
27	MWCB	113	102.99	20.82	0.00	0	20.82	100	13.63	13	73.51	22
<b>CO-OP_TOL</b>		<b>5969</b>	<b>6431.68</b>	<b>5188.80</b>	<b>242.96</b>	<b>5</b>	<b>4945.84</b>	<b>95</b>	<b>5830.45</b>	<b>91</b>	<b>345.30</b>	<b>25</b>
<b>TOTAL</b>		<b>60045</b>	<b>46547.22</b>	<b>9561.56</b>	<b>2564.83</b>	<b>27</b>	<b>6996.73</b>	<b>73</b>	<b>7825.71</b>	<b>17</b>	<b>9630.19</b>	<b>14</b>
<b>LAST QUARTER DATA</b>												
<b>TOTAL</b>		<b>60823</b>	<b>47533.33</b>	<b>9454.22</b>	<b>2518.93</b>	<b>27</b>	<b>6935.29</b>	<b>73</b>	<b>7259.93</b>	<b>15</b>	<b>7979.49</b>	<b>15</b>



### Agenda 3: BANKWISE SUMMARY OF FINANCE TO MSME SECTOR

As on 31.12.2016

Amt. ` in lakhs

BANKS	MICRO ( upto 25 lakhs)				SMALL ( 25 lakhs to 5 crores)				MEDIUM ( 5 crores to 10 crores)				MSME TOTAL					% of Growth over Mar,16 Qtr ended
	Disbursal during the Qtr.		Outstanding at end of Qtr.		Disbursal During the Qtr.		Outstanding at end of Qtr.		Disbursal during the Qtr.		Outstanding at end of Qtr.		SME Disbursals during the Qtr.	Target for the F.Y.	Cumulative Disbursal till Qtr.	Total O/s as on 31.03.2016	Total O/s At the end of Qtr	
	NO.	AMT	NO.	AMT	NO.	AMT	NO.	AMT	NO.	AMT	NO.	AMT	A M O U N T O N L Y					
ALB	42	57	568	1479	0	0.00	2	192	0	0.00	0	0	57	666	200	1130	1671	48
AXIS	7	19	850	7253	0	0.00	4	163	0	0.00	0	0	19	2360	135	1967	7416	277
BAND	206	76	1744	354	0	0.00	0	0	0	0.00	0	0	76	0	313	0	354	0
BOB	17	23	452	978	0	0.00	0	0	0	0.00	0	0	23	1303	81	1399	978	-30
BOI	8	140	616	1748	0	0.00	0	0	0	0.00	0	0	140	469	500	1234	1748	42
BOM	6	32	44	613	0	0.00	0	0	0	0.00	0	0	32	60	48	317	613	93
CAN	0	0	870	1244	0	0.00	0	0	0	0.00	0	0	0	144	236	953	1244	31
CBI	4	9	1485	5061	0	0.00	0	0	0	0.00	0	0	9	1357	151	5357	5061	-6
HDFC	0	0	666	3792	0	0.00	0	0	0	0.00	0	0	0	1841	95	7908	3792	-52
ICICI	2	34	10	96	0	0.00	0	0	0	0.00	0	0	34	564	121	107	96	-11
IDBI	16	93	183	1093	0	0.00	0	0	0	0.00	0	0	93	596	187	1184	1093	-8
INDUS	0	0	0	0	0	0.00	0	0	0	0.00	0	0	0	74	0	0	0	0
IOB	0	0	311	1019	0	0.00	0	0	0	0.00	0	0	0	453	124	624	1019	63
PNB	0	0	390	1069	0	0.00	0	0	0	0.00	0	0	0	767	157	1359	1069	-21
PSB	0	0	836	2542	0	0.00	0	0	0	0.00	0	0	0	1044	476	2447	2542	4
SBI	837	3588	28028	41401	0	0.00	62	372	0	0.00	0	0	3588	18700	8784	40255	41773	4
SYN	5	10	148	462	0	0.00	0	0	0	0.00	0	0	10	106	10	609	462	-24
UBI	7	3	7995	12679	0	0.00	18	701	0	0.00	0	0	3	7408	1856	12118	13380	10
UCO	0	0	1883	2963	0	0.00	0	0	0	0.00	0	0	0	1297	175	2422	2963	22
UNION	2	2	65	34	0	0.00	0	0	0	0.00	0	0	2	26	10	29	34	16
VJB	25	124	1502	3403	0	0.00	0	0	0	0.00	0	0	124	893	203	2872	3403	18
YES	0	0	0	0	0	0.00	0	0	0	0.00	0	0	0	78	0	0	0	0
<b>ASCB_TOL</b>	<b>1184</b>	<b>4209</b>	<b>48646</b>	<b>89281</b>	<b>0</b>	<b>0.00</b>	<b>86</b>	<b>1428</b>	<b>0</b>	<b>0.00</b>	<b>0</b>	<b>0</b>	<b>4209</b>	<b>40205</b>	<b>13863</b>	<b>84291</b>	<b>90709</b>	<b>8</b>
MRB	299	185	4924	4382	0	0.00	0	0	0	0.00	0	0	185	1885	840	4064	4382	8
<b>RRB_TOL</b>	<b>299</b>	<b>185</b>	<b>4924</b>	<b>4382</b>	<b>0</b>	<b>0.00</b>	<b>0</b>	<b>0</b>	<b>0</b>	<b>0.00</b>	<b>0</b>	<b>0</b>	<b>185</b>	<b>1885</b>	<b>840</b>	<b>4064</b>	<b>4382</b>	<b>8</b>
IUCB	0	0	1236	7002	0	0.00	7	113	0	0.00	0	0	0	1774	0	8738	7115	-19
MSCB	4	3	5501	5768	0	0.00	0	0	0	0.00	0	0	3	747	100	5763	5768	0
MPCB	0	0	96	64	0	0.00	0	0	0	0.00	0	0	0	56	7	55	64	16
MWCB	0	0	113	193	0	0.00	0	0	0	0.00	0	0	0	31	99	171	193	13
<b>CO-OP_TOL</b>	<b>4</b>	<b>3</b>	<b>6946</b>	<b>13027</b>	<b>0</b>	<b>0.00</b>	<b>7</b>	<b>113</b>	<b>0</b>	<b>0.00</b>	<b>0</b>	<b>0</b>	<b>3</b>	<b>2609</b>	<b>205</b>	<b>14726</b>	<b>13140</b>	<b>-11</b>
<b>TOTAL</b>	<b>1487</b>	<b>4396</b>	<b>60516</b>	<b>106690</b>	<b>0</b>	<b>0.00</b>	<b>93</b>	<b>1541</b>	<b>0</b>	<b>0.00</b>	<b>0</b>	<b>0</b>	<b>4396</b>	<b>44699</b>	<b>14909</b>	<b>103081</b>	<b>108231</b>	<b>5</b>

There is an aggregate increase of Rs. 51.50 crores from the March, 2016 level. An amount of Rs. 149.09 crores have been disbursed upto the December, 2016 quarter. The achievement is 33 %.



## Agenda 4:

### Annual Credit Plan 2016-17 Bankwise: Target

Amt. ` in lakhs

Bank	No. of Brs.	Agriculture		KCC		Industries	Education Loan		Housing Loan		Renewable Energy	Social Infrastructure	Other Priority Sector	Priority Sec. Total	Non-Priority	Grand Total	SHG Linkage				JLG
		Target	Target	Target	Target	Target	Target	Target	Target	Target	Target	Target	Target	Target	Target	Target	Deposit Link		Credit Link		
		Amt	No.	Amt	Amt	Amt	No.	Amt	No.	Amt	Amt.	Amt.	Amt	Amt	Amt	Amt	Amt	No.	Amt.	No.	
ALB	4	353.04	237	146.42	223.44	7	46.73	28	330.63	7.00	12.50	461.98	1415.82	594.88	2010.70	20	0.67	12	6.00	12	
AXIS	6	1513.43	521	264.57	734.79	31	129.17	119	962.86	26.00	26.50	1677.89	5018.15	2340.58	7358.74	31	0.31	15	7.50	15	
BOB	4	850.00	628	314.00	377.00	19	94.00	116	579.00	12.00	5.00	943.00	2843.00	1258.00	4101.00	20	0.20	8	4.00	8	
BOI	3	275.77	237	118.71	202.09	6	29.41	17	128.06	6.00	4.00	276.53	911.86	436.18	1348.04	17	0.17	8	4.00	8	
BOM	1	40.00	30	15.00	18.00	1	5.00	5	27.00	1.00	1.00	44.00	134.00	59.00	193.00	5	0.05	2	1.00	2	
CAN	4	105.07	79	39.43	55.46	3	14.73	10	51.64	4.00	5.50	98.01	324.92	182.93	507.84	22	0.22	11	5.50	11	
CBI	8	790.74	556	309.10	482.97	19	89.53	77	449.64	12.00	31.00	916.82	2729.70	1176.93	3906.63	46	1.38	24	12.00	24	
HDFC	7	1346.05	1106	560.22	744.24	23	111.97	104	524.83	28.00	28.50	1153.62	3880.70	1980.48	5861.19	35	0.43	20	10.00	20	
ICICI	7	362.93	277	139.37	194.84	8	41.11	39	213.56	7.00	5.50	381.23	1193.67	570.68	1764.35	38	0.38	18	9.00	18	
IDBI	1	223.00	160	80.00	144.00	7	36.00	20	220.00	5.00	2.00	459.00	1082.00	479.00	1561.00	5	0.05	2	1.00	2	
INDUS	1	48.00	36	18.00	22.00	1	5.00	7	33.00	1.00	1.00	54.00	162.00	72.00	234.00	5	0.05	2	1.00	2	
IOB	2	341.00	292	146.00	180.00	7	33.00	31	154.00	7.00	4.00	284.00	992.00	481.00	1473.00	11	0.11	5	2.50	5	
PNB	2	421.03	322	161.01	269.03	9	48.60	44	273.02	6.00	2.00	505.65	1517.33	682.06	2199.40	11	0.11	5	2.50	5	
PSB	4	545.42	422	210.77	383.48	12	63.13	51	346.65	8.00	2.00	670.43	2009.11	905.95	2915.06	25	0.25	11	5.50	11	
SBI	35	12163.67	8473	4989.15	6894.15	221	1003.67	1078	5569.67	184.00	519.00	12508.89	38140.05	19126.35	57266.40	242	12.75	121	60.50	121	
SYN	1	69.00	52	26.00	31.00	2	8.00	9	47.00	1.00	1.00	77.00	232.00	102.00	334.00	5	0.05	2	1.00	2	
UBI	18	5407.59	3095	1768.03	2912.33	104	484.37	279	2101.49	82.00	207.50	4784.97	15690.75	6796.67	22487.41	125	4.05	68	34.00	68	
UCO	12	912.64	384	393.46	526.90	17	75.45	121	685.34	16.00	128.50	914.57	3114.90	1234.76	4349.66	76	2.16	41	20.50	41	
UNION	1	18.00	14	7.00	8.00	1	5.00	3	15.00	1.00	1.00	20.00	66.00	27.00	93.00	5	0.05	2	1.00	2	
VJB	5	550.00	383	206.00	288.00	13	60.00	67	375.00	8.00	14.00	627.00	1900.00	831.00	2731.00	25	1.00	14	7.00	14	
YES	1	51.00	38	19.00	23.00	1	6.00	7	35.00	1.00	1.00	57.00	172.00	75.00	247.00	5	0.05	2	1.00	2	
<b>ASCB_TOL</b>	<b>127</b>	<b>26387.39</b>	<b>17342</b>	<b>9931.23</b>	<b>14714.72</b>	<b>512</b>	<b>2389.87</b>	<b>2232</b>	<b>13122.39</b>	<b>423.00</b>	<b>1002.50</b>	<b>26915.59</b>	<b>83529.96</b>	<b>39412.46</b>	<b>122942.42</b>	<b>774</b>	<b>24.49</b>	<b>393</b>	<b>196.50</b>	<b>393</b>	
MRB	28	1339.09	953	588.97	829.66	26	125.07	96	574.17	25.00	87.00	1167.78	4035.77	1831.22	5866.99	113	1.13	61	30.50	61	
<b>RRB_TOL</b>	<b>28</b>	<b>1339.09</b>	<b>953</b>	<b>588.97</b>	<b>829.66</b>	<b>26</b>	<b>125.07</b>	<b>96</b>	<b>574.17</b>	<b>25.00</b>	<b>87.00</b>	<b>1167.78</b>	<b>4035.77</b>	<b>1831.22</b>	<b>5866.99</b>	<b>113</b>	<b>1.13</b>	<b>61</b>	<b>30.50</b>	<b>61</b>	
IUCB	8	1039.31	786	392.93	583.58	23	118.08	121	686.39	14.00	6.00	1210.85	3638.22	1624.17	5262.38	41	0.41	14	7.00	14	
MSCB	10	619.22	367	272.87	322.04	8	43.98	50	256.05	10.00	55.50	490.78	1732.06	744.15	2476.21	47	0.47	26	13.00	26	
MPCB	1	56.00	6	28.00	31.00	1	5.00	4	20.00	1.00	16.00	42.00	154.00	56.00	210.00	5	0.05	4	2.00	4	
MWCB	1	21.00	16	8.00	9.00	1	5.00	3	15.00	1.00	1.00	24.00	74.00	32.00	106.00	20	0.20	2	1.00	2	
<b>CO-OP_TOL</b>	<b>20</b>	<b>1735.53</b>	<b>1175</b>	<b>701.79</b>	<b>945.62</b>	<b>33</b>	<b>172.05</b>	<b>178</b>	<b>977.44</b>	<b>26.00</b>	<b>78.50</b>	<b>1767.63</b>	<b>5598.27</b>	<b>2456.32</b>	<b>8054.59</b>	<b>113</b>	<b>1.13</b>	<b>46</b>	<b>23.00</b>	<b>46</b>	
<b>TOTAL</b>	<b>175</b>	<b>29462.00</b>	<b>19470</b>	<b>11222.00</b>	<b>16490.00</b>	<b>571</b>	<b>2687.00</b>	<b>2507</b>	<b>14674.00</b>	<b>474.00</b>	<b>1168.00</b>	<b>29851.00</b>	<b>93164.00</b>	<b>43700.00</b>	<b>136864.00</b>	<b>1000</b>	<b>26.75</b>	<b>500</b>	<b>250.00</b>	<b>500</b>	

**Annual Credit Plan 2016-17 Districtwise: Target****Amt. ` in lakhs**

District	Agriculture	KCC		Industries	Education Loan		Housing Loan		Renewable Energy	Social Infrastructure	Other Priority Sector	Priority Sec. Total	Non-Priority	Grand Total	SHG Linkage				JLG
	Target	Target	Target	Target	Target	Target	Target	Target	Target	Target	Target	Target	Target	Target	Deposit Link		Credit Link		
	Amt	No.	Amt	Amt	No.	Amt	No.	Amt	Amt	Amt	Amt	Amt	Amt	Amt	Amt	No.	Amt.	No.	Amt.
Thoubal	4000.00	4000	2000.00	2500.00	65	320.00	140	700.00	107.00	82.00	2000.00	9520.00	5300.00	14820.00	100	1.00	60	30.00	60
Chandel	500.00	500	250.00	1000.00	12	60.00	30	300.00	11.00	80.00	1500.00	3360.00	2050.00	5410.00	50	0.50	30	15.00	30
Churachandpur	1770.00	842	500.00	1000.00	64	200.00	304	1481.00	69.00	127.00	2000.00	6451.00	5000.00	11451.00	80	0.80	50	25.00	50
Senapati	3375.00	2074	1470.00	1740.00	36	135.00	40	413.00	13.00	166.00	3160.00	8823.00	3550.00	12373.00	125	18.00	60	30.00	60
Imphal West	13317.00	8454	4302.00	6000.00	289	1462.00	1643	9280.00	205.00	82.00	15141.00	45200.00	20000.00	65200.00	290	2.90	110	55.00	110
Imphal East	2500.00	2000	1000.00	2250.00	59	300.00	150	1500.00	32.00	13.00	3300.00	9850.00	4500.00	14350.00	180	1.80	80	40.00	80
Bishnupur	2000.00	200	1000.00	1100.00	18	70.00	200	1000.00	16.00	556.00	1500.00	5670.00	2000.00	7670.00	80	0.80	50	25.00	50
Tamenglong	1000.00	600	300.00	450.00	13	60.00	0	0.00	5.00	39.00	550.00	2060.00	300.00	2360.00	45	0.45	30	15.00	30
Ukhrul	1000.00	800	400.00	450.00	15	80.00	0	0.00	16.00	23.00	700.00	2230.00	1000.00	3230.00	50	0.50	30	15.00	30
<b>TOTAL</b>	<b>29462.00</b>	<b>19470</b>	<b>11222.00</b>	<b>16490.00</b>	<b>571</b>	<b>2687.00</b>	<b>2507</b>	<b>14674.00</b>	<b>474.00</b>	<b>1168.00</b>	<b>29851.00</b>	<b>93164.00</b>	<b>43700.00</b>	<b>136864.00</b>	<b>1000</b>	<b>26.75</b>	<b>500</b>	<b>250.00</b>	<b>500</b>

**Comparative Sector-wise target and achievement as on 31.12.2016 & 31.12.2015 under ACP 2016-17 & ACP 2015-16 are given below:**

**Amt. ` in lakhs**

Sl.No.	Sector	Achievement as on 31.12.2016			Achievement as on 31.12.2015		
		Target	AMT.	%	Target	AMT.	%
1	Agriculture & Allied	29462.00	9630.19	33	58941.43	11873.75	20
2	SSI	16490.00	4263.29	26	17151.66	5220.59	30
3	Education	2687.00	365.40	14	3969.75	410.33	10
4	Housing	14674.00	9316.83	63	13167.11	8322.60	63
5	Renewable Energy	474.00	0.00	0	NA	NA	NA
6	Social Infrastructure	1168.00	23.00	2	NA	NA	NA
7	Other Priority Sector	29851.00	10668.21	36	29679.00	16472.79	56
	<b>Total Priority Sector</b>	<b>93164.00</b>	<b>34243.92</b>	<b>36</b>	<b>122908.84</b>	<b>42300.06</b>	<b>34</b>
8	Non-Priority Sector	43700.00	42118.12	96	29980.00	40990.33	137
	<b>Grand Total</b>	<b>136864.00</b>	<b>76362.04</b>	<b>56</b>	<b>152888.84</b>	<b>83290.39</b>	<b>54</b>

The Bankwise performance is shown on next page.



## PERFORMANCE UNDER ANNUAL CREDIT PLAN FOR CURRENT FINANCIAL YEAR 2016-17

As on 31.12.2016

Amt. ` in lakhs

BANK	AGRICULTURE			CROP LOAN				INDUSTRY			EDUCATION LOAN			HOUSING LOAN		
	Target	Amt	%	No. of Cards	Target	Amt	%	Target	Amt	%	Target	Amt	%	Target	Amt	%
ALB	353.04	161.73	46	19	146.42	5.60	4	223.44	11.00	5	46.73	43.20	92	330.63	118.80	36
AXIS	1513.43	597.52	39	0	264.57	0.00	0	734.79	35.08	5	129.17	1.64	1	962.86	73.97	8
BAND	0.00	81.00	0	0	0.00	0.00	0	0.00	313.00	0	0.00	0.00	0	0.00	0.00	0
BOB	850.00	0.00	0	0	314.00	0.00	0	377.00	3.00	1	94.00	22.00	23	579.00	52.00	9
BOI	275.77	74.57	27	15	118.71	6.96	6	202.09	317.47	157	29.41	18.38	62	128.06	325.50	254
BOM	40.00	0.00	0	0	15.00	0.00	0	18.00	0.00	0	5.00	14.20	284	27.00	20.00	74
CAN	105.07	192.14	183	0	39.43	0.00	0	55.46	129.00	233	14.73	3.00	20	51.64	55.00	107
CBI	790.74	101.13	13	2	309.10	1.00	0	482.97	41.00	8	89.53	14.81	17	449.64	35.10	8
HDFC	1346.05	492.90	37	16	560.22	95.00	17	744.24	94.55	13	111.97	0.00	0	524.83	30.97	6
ICICI	362.93	4505.65	1241	218	139.37	175.10	126	194.84	121.19	62	41.11	0.00	0	213.56	0.00	0
IDBI	223.00	48.16	22	79	80.00	44.80	56	144.00	143.53	100	36.00	27.20	76	220.00	50.00	23
INDUS	48.00	0.00	0	0	18.00	0.00	0	22.00	0.00	0	5.00	0.00	0	33.00	0.00	0
IOB	341.00	30.58	9	0	146.00	0.00	0	180.00	31.00	17	33.00	0.00	0	154.00	77.50	50
PNB	421.03	175.50	42	351	161.01	175.50	109	269.03	150.10	56	48.60	3.10	6	273.02	10.50	4
PSB	545.42	2.00	0	0	210.77	0.00	0	383.48	25.00	7	63.13	20.00	32	346.65	129.50	37
SBI	12163.68	866.70	7	886	4989.15	507.34	10	6894.16	2224.92	32	1003.68	132.25	13	5569.67	5802.60	104
SYN	69.00	0.00	0	0	26.00	0.00	0	31.00	10.00	32	8.00	3.00	38	47.00	0.00	0
UBI	5407.59	815.82	15	242	1768.02	90.20	5	2912.33	223.30	8	484.37	22.91	5	2101.49	1784.18	85
UCO	912.64	324.21	36	33	393.46	16.20	4	526.89	63.50	12	75.45	6.16	8	685.34	414.30	60
UNION	18.00	0.80	4	0	7.00	0.00	0	8.00	10.23	128	5.00	0.00	0	15.00	0.00	0
VJB	550.00	65.50	12	0	206.00	0.00	0	288.00	52.50	18	60.00	28.00	47	375.00	215.10	57
YES	51.00	0.00	0	0	19.00	0.00	0	23.00	0.00	0	6.00	0.00	0	35.00	0.00	0
<b>ASCB_TOL</b>	<b>26387.39</b>	<b>8535.91</b>	<b>32</b>	<b>1861</b>	<b>9931.23</b>	<b>1117.70</b>	<b>11</b>	<b>14714.72</b>	<b>3999.37</b>	<b>27</b>	<b>2389.88</b>	<b>359.85</b>	<b>15</b>	<b>13122.39</b>	<b>9195.02</b>	<b>70</b>
MRB	1339.09	748.98	56	730	588.98	200.69	34	829.66	191.92	23	125.07	3.80	3	574.17	114.30	20
<b>RRB_TOL</b>	<b>1339.09</b>	<b>748.98</b>	<b>56</b>	<b>730</b>	<b>588.98</b>	<b>200.69</b>	<b>34</b>	<b>829.66</b>	<b>191.92</b>	<b>23</b>	<b>125.07</b>	<b>3.80</b>	<b>3</b>	<b>574.17</b>	<b>114.30</b>	<b>20</b>
IUCB	1039.31	0.00	0	0	392.93	0.00	0	583.58	0.00	0	118.08	0.00	0	686.39	0.00	0
MSCB	619.21	68.56	11	2	272.86	7.81	3	322.04	72.00	22	43.97	0.00	0	256.05	0.51	0
MPCB	56.00	203.23	363	127	28.00	133.50	477	31.00	0.00	0	5.00	0.00	0	20.00	0.00	0
MWCB	21.00	73.51	350	0	8.00	0.00	0	9.00	0.00	0	5.00	1.75	35	15.00	7.00	47
<b>CO-OP_TOL</b>	<b>1735.52</b>	<b>345.30</b>	<b>20</b>	<b>129</b>	<b>701.79</b>	<b>141.31</b>	<b>20</b>	<b>945.62</b>	<b>72.00</b>	<b>8</b>	<b>172.05</b>	<b>1.75</b>	<b>1</b>	<b>977.44</b>	<b>7.51</b>	<b>1</b>
<b>TOTAL</b>	<b>29462.00</b>	<b>9630.19</b>	<b>33</b>	<b>2720</b>	<b>11222.00</b>	<b>1459.70</b>	<b>13</b>	<b>16490.00</b>	<b>4263.29</b>	<b>26</b>	<b>2687.00</b>	<b>365.40</b>	<b>14</b>	<b>14674.00</b>	<b>9316.83</b>	<b>63</b>

T=Target      A=Achieved



**PERFORMANCE UNDER ANNUAL CREDIT PLAN FOR CURRENT FINANCIAL YEAR 2016-17****Continuation.....**

As on 31.12.2016

Amt. ` in lakhs

BANK	RENEWABLE ENERGY			SOCIAL INFRASTRUCTURE			OTHER PRIORITY LOAN			PRIORITY TOTAL			NON PRIORITY			GRAND TOTAL		
	Target	Amt	%	Target	Amt	%	Target	Amt	%	Target	Amt	%	Target	Amt	%	Target	Amt	%
ALB	7.00	0.00	0	12.50	0.00	0	461.98	189.45	41	1415.82	524.18	37	594.88	131.58	22	2010.70	655.76	33
AXIS	26.00	0.00	0	26.50	0.00	0	1677.89	80.81	5	5018.14	789.02	16	2340.58	395.39	17	7358.72	1184.41	16
BAND	0.00	0.00	0	0.00	0.00	0	0.00	0.35	0	0.00	394.35	0	0.00	17.00	0	0.00	411.35	0
BOB	12.00	0.00	0	5.00	0.00	0	943.00	78.00	8	2843.00	155.00	5	1258.00	50.00	4	4101.00	205.00	5
BOI	6.00	0.00	0	4.00	0.00	0	276.53	182.56	66	911.86	918.48	101	436.18	168.30	39	1348.04	1086.78	81
BOM	1.00	0.00	0	1.00	0.00	0	44.00	48.48	110	134.00	82.68	62	59.00	35.80	61	193.00	118.48	61
CAN	4.00	0.00	0	5.50	0.00	0	98.01	106.62	109	324.91	485.76	150	182.93	224.00	122	507.84	709.76	140
CBI	12.00	0.00	0	31.00	0.00	0	916.82	109.83	12	2729.70	301.87	11	1176.93	50.10	4	3906.63	351.97	9
HDFC	28.00	0.00	0	28.50	0.00	0	1153.62	0.00	0	3880.71	618.42	16	1980.48	1785.61	90	5861.19	2404.03	41
ICICI	7.00	0.00	0	5.50	0.00	0	381.23	0.00	0	1193.67	4626.84	388	570.68	870.63	153	1764.35	5497.47	312
IDBI	5.00	0.00	0	2.00	0.00	0	459.00	43.70	10	1082.00	312.59	29	479.00	96.77	20	1561.00	409.36	26
INDUS	1.00	0.00	0	1.00	0.00	0	54.00	0.00	0	162.00	0.00	0	72.00	0.00	0	234.00	0.00	0
IOB	7.00	0.00	0	4.00	0.00	0	284.00	93.47	33	992.00	232.55	23	481.00	19.27	4	1473.00	251.82	17
PNB	6.00	0.00	0	2.00	0.00	0	505.65	7.00	1	1517.33	346.20	23	682.06	103.00	15	2199.39	449.20	20
PSB	8.00	0.00	0	2.00	0.00	0	670.43	451.00	67	2009.11	627.50	31	905.95	145.00	16	2915.06	772.50	27
SBI	184.00	0.00	0	519.00	0.00	0	12508.88	6558.58	52	38140.07	15585.05	41	19126.35	34696.66	181	57266.42	50281.71	88
SYN	1.00	0.00	0	1.00	0.00	0	77.00	0.00	0	232.00	13.00	6	102.00	0.00	0	334.00	13.00	4
UBI	82.00	0.00	0	207.50	0.00	0	4784.98	1632.43	34	15690.76	4478.64	29	6796.67	1348.13	20	22487.43	5826.77	26
UCO	16.00	0.00	0	128.50	0.00	0	914.57	111.85	12	3114.89	920.02	30	1234.76	48.00	4	4349.65	968.02	22
UNION	1.00	0.00	0	1.00	0.00	0	20.00	0.00	0	66.00	11.03	17	27.00	81.96	304	93.00	92.99	100
VJB	8.00	0.00	0	14.00	0.00	0	627.00	150.77	24	1900.00	511.87	27	831.00	211.50	25	2731.00	723.37	26
YES	1.00	0.00	0	1.00	0.00	0	57.00	0.00	0	172.00	0.00	0	75.00	0.00	0	247.00	0.00	0
<b>ASCB_TOL</b>	<b>423.00</b>	<b>0.00</b>	<b>0</b>	<b>1002.50</b>	<b>0.00</b>	<b>0</b>	<b>26915.59</b>	<b>9844.90</b>	<b>37</b>	<b>83529.97</b>	<b>31935.05</b>	<b>38</b>	<b>39412.46</b>	<b>40478.70</b>	<b>103</b>	<b>122942.43</b>	<b>72413.75</b>	<b>59</b>
MRB	25.00	0.00	0	87.00	0.00	0	1167.78	650.34	56	4035.77	1709.34	42	1831.22	99.96	5	5866.99	1809.30	31
<b>RRB_TOL</b>	<b>25.00</b>	<b>0.00</b>	<b>0</b>	<b>87.00</b>	<b>0.00</b>	<b>0</b>	<b>1167.78</b>	<b>650.34</b>	<b>56</b>	<b>4035.77</b>	<b>1709.34</b>	<b>42</b>	<b>1831.22</b>	<b>99.96</b>	<b>5</b>	<b>5866.99</b>	<b>1809.30</b>	<b>31</b>
IUCB	14.00	0.00	0	6.00	0.00	0	1210.85	0.00	0	3638.21	0.00	0	1624.17	1298.30	80	5262.38	1298.30	25
MSCB	10.00	0.00	0	55.50	0.00	0	490.78	25.36	5	1732.05	166.43	10	744.15	172.38	23	2476.20	338.81	14
MPCB	1.00	0.00	0	16.00	0.00	0	42.00	7.00	17	154.00	210.23	137	56.00	3.28	6	210.00	213.51	102
MWCB	1.00	0.00	0	1.00	23.00	2300	24.00	121.55	506	74.00	203.81	275	32.00	65.50	205	106.00	269.31	254
<b>CO-OP_TOL</b>	<b>26.00</b>	<b>0.00</b>	<b>0</b>	<b>78.50</b>	<b>23.00</b>	<b>29</b>	<b>1767.63</b>	<b>153.91</b>	<b>9</b>	<b>5598.26</b>	<b>580.47</b>	<b>10</b>	<b>2456.32</b>	<b>1539.46</b>	<b>63</b>	<b>8054.58</b>	<b>2119.93</b>	<b>26</b>
<b>TOTAL</b>	<b>474.00</b>	<b>0.00</b>	<b>0</b>	<b>1168.00</b>	<b>23.00</b>	<b>2</b>	<b>29851.00</b>	<b>10649.15</b>	<b>36</b>	<b>93164.00</b>	<b>34224.86</b>	<b>37</b>	<b>43700.00</b>	<b>42118.12</b>	<b>96</b>	<b>136864.00</b>	<b>76342.98</b>	<b>56</b>

T=Target A=Achieved



## Agenda – 5

### Bank Branch Expansion

As decided in the SLBC, Sub-committee meeting held on 14.02.2013 at the Conference Hall of Manipur Secretariat, the following Banks have been allotted to open their Branches in the unbanked blocks as given in page nos. 16-17.

#### UN-BANKED BLOCKS IN THE STATE OF MANIPUR

Sl. No.	Name of District	Name of Block	Name of Centre	Name of bank allotted for opening their branch	Remarks
1.	Ukhrul	Chingai TD	Chingai	VJB	Construction of Strong room is not completed. Building is 90% completed. Necessary amenities to be provided soon.
2.	Ukhrul	Kasom Khullen TD	Kasom Khullen	PSB	Building not yet handed over. Road is not good and connectivity problem. No Electricity available.
3.	Ukhrul	Lunchungmaiphei TD	Lunchungmaiphei	BOB	Building is completed.
4.	Ukhrul	Phungyar TD	Phungyar	CBI	Building completed. Water leakage in building.
5.	Senapati	Willong TD	Willong	VJB	Building is 90% complete. No boundary wall. Staff quarter to be provided temporarily with other official quarter till construction of 1 <sup>st</sup> floor of the bank bldg. Electric & water connection to be provided soon.
6.	Senapati	T. Waichong TD	T. Waichong	PSB	Building not yet handed over. Security not yet moved in. Approach road to bank not yet constructed.
7.	Senapati	Phaibung Khullen TD	Phaibung Khullen	UCO	Zonal office is not willing to open any more branches in Manipur. Building is completed.
8.	Senapati	Purul TD	Purul	ALB	Building is 90% completed. State Govt. and security not yet moved in. Building is not yet handed over.
9.	Senapati	Island TD	Island	IOB	Branch is opened technically, however due to LAN connectivity issue; they are operating from Imphal branch. Lease line not yet in place. Lease line is required to support the Pinnacle system but bank submits that they won't be able to bear the high installation cost of lease line for 3/4 kms.
10.	Senapati	Saitu Gamphazol TD	Saitu Gamphazol	PNB	SBI Sapormeina Branch opened on 20.03.2013
11.	Senapati	Paomata TD	Paomata	MSCB	Building is completed. No electric connection. No staff quarter. Water to be procured from nearby area.
12.	Chandel	Machi TD	Machi	BOB	Security not yet moved in. Building ready for handing over. Electricity is available. Water to be procured from nearby area.
13.	Chandel	Khenjoy TD	Khenjoy	ICICI	Building is completed. They have appointed a BC but connectivity and transportation issues are there..
14.	Chandel	Tengnoupal TD	Tengnoupal	MRB	Building is not yet handed over. SDO not yet moved in. Electrification not yet completed. Security not yet moved in.

Sl. No.	Name of District	Name of Block	Name of Centre	Name of bank allotted for opening their branch	Remarks
15.	Tamenglong	Tousem TD	Tousem	UBI	Infrastructure not yet completes. Connectivity and security issue. Clearance from their Branch expansion Dept, Kolkata to be obtained.
16.	Tamenglong	Tamei TD	Tamei	SBI	No Electric and water supply connection. Building not handed over to DC. Security not yet moved in. Staff quarter to be provided with other official quarter till construction of staff quarter.
17.	Tamenglong	Nungba TD	Nungba	MRB	Bank building's 1 <sup>st</sup> floor under construction for staff quarter. No electric and water connection. Road not easily accessible. One concrete platform to be constructed for VSAT installation.
18.	Tamenglong	Khoupum TD	Khoupum	UCO	Zonal office is not willing to open any more branches in Manipur. Building is 85% completed.
19.	Churachandpur	Lamka South TD	Lamka	MRB	MRB Branch opened on 29.03.2012 and functioning at rented house at Teddim Road, Gouchinkhup Veng. Building is completed.
20.	Churachandpur	Henglep TD	Henglep	ICICI	Strong room wall to be adjusted. Staff quarter construction started. No electric and water connection.
21.	Churachandpur	Tipaimukh TD	Tipaimukh	AXIS	Building is completed. No electricity and water supply. Very isolated place.
22.	Churachandpur	Sangaikot TD	Sangaikot	AXIS	Some modification in the premises is yet to be made. No water supply facility.
23.	Churachandpur	Vangai Range TD	Vangai Range	HDFC	Building is ready but connectivity and transport issues are there. BC will be appointed as an interim arrangement.
24.	Churachandpur	Samulamlan TD	Samulamlan	PNB	Buildin is 90% completed. Bank is willing to explore Lease options if available.
25.	Churachandpur	Saikot TD	Saikot	MSCB	Infrastructure is completed. Bank can open the branch within 20 days from handing over the building to them.
26.	Churachandpur	Thanlon TD	Thanlon	SBI	Branch already opened and functioning from Churachandpur due to security reason.
27.	Churachandpur	Lanva TD	Pearsonmun	SBI	SBI Pearsonmun Branch opened on 31.03.2012

Total unbanked blocks identified as on 14.02.2013 : 27  
 Already opened : 06  
 Pending as on 31.12.2016 : 21

Bank Branches opened upto 3<sup>rd</sup> quarter of financial year 2016-17 is furnished hereunder:

Sl. No.	Bank	Name of Branch	District	Date of opening	Remarks
01.	SBI	Mao Gate	Senapati	31.05.2016	Normal branch expansion
02.	PNB	Thoubal	Thoubal	20.06.2016	-do-
03.	AXIS	Moreh	Chandel	22.06.2016	-do-
04.	BAND	Imphal	Imphal West	27.06.2016	-do-
05.	SBI	Uripok	Imphal West	27.07.2016	-do-
06.	SBI	Ningthoukhong	Bishnupur	02.08.2016	-do-
07.	SBI	Moirang	Bishnupur	02.08.2016	-do-
08.	AXIS	Chingmeirong	Imphal East	27.09.2016	-do-

**PROPOSED BANK BRANCHES TO BE OPENED IN 2016-17**

Name of Bank	Proposed Branch to be opened	Proposed date of opening/ Date of Opening
SBI	1. Tamei	2016-17
	2. Lilong	2016-17
MRB	1.Nungba	2016-17
UBI	1. Porompat	2016-17
Axis Bank	1. Tamenglong	2016-17
Canara Bank	1. Senapati	2016-17
	2. Tamenglong	2016-17
	3. Chandel	2016-17
	4. Ukhruil	2016-17
	5. Bishnupur	2016-17
HDFC	1. Moreh	2016-17
ICICI	1. Secretariat	2016-17
IOB	1. Imphal East	2016-17
	2. Moreh	2016-17
	3. Churachandpur	2016-17

**Agenda 6: Finance under Self Help Group (SHG) & Joint Liability Groups (JLGs)**

**A)FINANCING UNDER SELF-HELP GROUPS (SHGs)**

As on 31.12.2016

Amt. ` in lakhs

Current Financial Year							
Sl. No.	Banks	Deposit linkages			Credit Linkages		
		Target	No.	Amount	Target	No.	Amount
1	ALB	20	0	0.00	12	0	3.00
2	AXIS	31	0	0.00	15	0	0.00
3	BAND	0	0	0.00	8	0	0.00
4	BOB	20	0	0.00	8	0	0.00
5	BOI	17	8	0.09	2	0	0.00
6	BOM	5	0	0.00	11	0	0.00
7	CAN	22	0	0.00	24	0	0.00
8	CBI	46	0	0.00	20	0	0.00
9	HDFC	35	0	0.00	18	0	0.00
10	ICICI	38	0	0.00	2	0	0.00
11	IDBI	5	0	0.00	2	1	2.00
12	INDUS	5	0	0.00	5	0	0.00
13	IOB	11	25	6.15	5	5	3.50
14	PNB	11	8	8.00	11	0	0.00
15	PSB	25	0	0.00	121	0	0.00
16	SBI	242	18	0.46	2	2	4.00
17	SYN	5	0	0.00	68	0	0.00
18	UBI	125	115	20.30	41	8	6.78
19	UCO	76	58	1.80	2	4	4.90
20	UNION	5	0	0.00	14	0	0.00
21	VJB	25	2	0.48	2	0	5.00
22	YES	5	0	0.00	12	0	0.00
<b>ASCB_TOL</b>		<b>774</b>	<b>234</b>	<b>37.28</b>	<b>293</b>	<b>20</b>	<b>29.18</b>
23	MRB	113	277	19.66	61	79	62.29
<b>RRB_TOL</b>		<b>113</b>	<b>277</b>	<b>19.66</b>	<b>61</b>	<b>79</b>	<b>62.29</b>
24	IUCB	41	0	0.00	14	1	0.25
25	MSCB	47	53	0.27	26	0	0.00
26	MPCB	5	0	0.00	4	0	0.00
27	MWCB	20	0	0.00	2	0	0.00
<b>CO-OP_TOL</b>		<b>113</b>	<b>53</b>	<b>0.27</b>	<b>46</b>	<b>1</b>	<b>0.25</b>
<b>TOTAL</b>		<b>1000</b>	<b>564</b>	<b>57.21</b>	<b>500</b>	<b>100</b>	<b>91.72</b>



## B) FINANCING UNDER SELF-HELP GROUPS (SHGs)

As on 31.12.2016

Amt. ` in lakhs

Bank	Cumulative Position								No of Potential SHGs pending for credit linkage	No. of dormant SHGs (inoperative for 3 yrs & above)	No. of SHGs having received multiple doses of credit	SHGs Credit Linked Outstanding	
	Deposit linkages		No. of SHGs Credit Linked Under				Total SHGs Credit Linked					A/C	AMT.
	A/C	AMT.	Govt. Programs		Direct		A/C	AMT.					
ALB	85	7.10	8	5.50	9	5.13	17	10.63	0	31	2	4	3.00
AXIS	0	0.00	0	0.00	0	0.00	0	0.00	0	0	0	0	0.00
BAND	0	0.00	0	0.00	0	0.00	0	0.00	0	0	0	0	0.00
BOB	576	144.98	137	116.00	171	43.00	308	159.00	0	0	0	86	141.00
BOI	62	1.67	0	0.00	0	0.00	0	0.00	0	0	0	0	0.00
BOM	8	0.53	0	0.00	0	0.00	0	0.00	0	0	0	0	0.00
CAN	0	0.00	0	0.00	0	0.00	0	0.00	0	0	0	0	0.00
CBI	398	12.08	273	395.73	224	97.73	497	493.46	0	0	0	170	277.74
HDFC	0	0.00	0	0.00	0	0.00	0	0.00	0	0	0	0	0.00
ICICI	0	0.00	0	0.00	0	0.00	0	0.00	0	0	0	0	0.00
IDBI	56	27.00	0	0.00	0	0.00	0	0.00	0	0	0	0	0.00
INDUS	0	0.00	0.00	0.00	0.00	0.00	0.00	0.00	0	0	0	0	0.00
IOB	195	28.00	15	18.60	35	38.55	50	57.15	0	0	0	67	75.40
PNB	243	47.05	37	5.97	19	2.11	56	8.08	0	0	0	31	15.20
PSB	29	0.55	11	1.98	0	0.00	11	1.98	0	0	0	0	0.00
SBI	10668	136.61	781	746.05	3495	2419.77	4276	3165.82	0	0	0	372	176.32
SYN	0	0.00	0.00	0.00	0.00	0.00	0.00	0.00	0	0	0	0	0.00
UBI	4305	127.70	1070	398.68	309	231.63	1379	630.31	0	29	112	417	128.94
UCO	581	27.12	103	71.50	30	65.37	133	136.87	0	0	0	33	102.55
UNION	0	0.00	0	0.00	0	0.00	0	0.00	0	0	0	0	0.00
VJB	92	30.14	0	0.00	110	94.86	110	94.86	0	0	0	44	26.21
YES	0	0.00	0	0.00	0	0.00	0	0.00	0	0	0	0	0.00
<b>ASCB TOL</b>	<b>17298</b>	<b>590.53</b>	<b>2435</b>	<b>1760.01</b>	<b>4402</b>	<b>2998.15</b>	<b>6837</b>	<b>4758.16</b>	<b>0</b>	<b>60</b>	<b>114</b>	<b>1224</b>	<b>946.36</b>
MRB	7183	135.38	95	75.72	5447	2072.80	5542	2148.52	40	1755	374	1107	491.27
<b>RRB_TOL</b>	<b>7183</b>	<b>135.38</b>	<b>95</b>	<b>75.72</b>	<b>5447</b>	<b>2072.80</b>	<b>5542</b>	<b>2148.52</b>	<b>40</b>	<b>1755</b>	<b>374</b>	<b>1107</b>	<b>491.27</b>
IUCB	949	14.88	6	3.00	181	62.44	187	65.44	0	0	0	1	1.08
MSCB	2144	26.53	47	117.50	5	1.15	52	118.65	0	0	0	2	2.30
MPCB	62	0.25	62	54.75	19	12.50	81	67.25	0	0	0	0	0.00
MWCB	16	1.42	0	0.00	21	27.29	21	27.29	0	0	0	0	0.00
<b>CO-OP-TOL</b>	<b>3171</b>	<b>43.08</b>	<b>115</b>	<b>175.25</b>	<b>226</b>	<b>103.38</b>	<b>341</b>	<b>278.63</b>	<b>0</b>	<b>0</b>	<b>0</b>	<b>3</b>	<b>3.38</b>
<b>TOTAL</b>	<b>27652</b>	<b>768.99</b>	<b>2645</b>	<b>2010.98</b>	<b>10075</b>	<b>5174.33</b>	<b>12720</b>	<b>7185.31</b>	<b>40</b>	<b>1815</b>	<b>488</b>	<b>2334</b>	<b>1441.01</b>



### C) Joint Liability Groups

As on 31.12.2016

Amt ` in lakhs

BANK	No. of JLGs financed during the year					Cumulative No. of JLGs financed			
	Target	Farm based		Total (Including Non Farm)		Farm based		Total (Including Non Farm)	
	No.	No.	Amt.	No.	Amt.	No.	Amt.	No.	Amt.
ALB	12	0	0.00	0	0.00	0	0.00	15	36.00
AXIS	15	0	0.00	0	0.00	0	0.00	7	28.00
BAND	0	0	0.00	0	0.00	0	0.00	0	0.00
BOB	8	0	0.00	0	0.00	0	0.00	0	0.00
BOI	8	0	0.00	0	0.00	0	0.00	0	0.00
BOM	2	0	0.00	0	0.00	0	0.00	0	0.00
CAN	11	0	0.00	0	0.00	0	0.00	0	0.00
CBI	24	0	0.00	0	0.00	0	0.00	0	0.00
HDFC	20	0	0.00	0	0.00	0	0.00	0	0.00
ICICI	18	0	0.00	0	0.00	0	0.00	0	0.00
IDBI	2	0	0.00	0	0.00	0	0.00	0	0.00
INDUS	2	0	0.00	0	0.00	0	0.00	0	0.00
IOB	5	0	0.00	0	0.00	0	0.00	0	0.00
PNB	5	0	0.00	0	0.00	0	0.00	0	0.00
PSB	11	0	0.00	0	0.00	0	0.00	0	0.00
SBI	121	0	0.00	0	0.00	0	0.00	0	0.00
SYN	2	0	0.00	0	0.00	0	0.00	0	0.00
UBI	68	185	21.30	185	21.30	102	8.85	525	76.88
UCO	41	6	9.75	6	9.75	6	9.75	6	9.75
UNION	2	0	0.00	0	0.00	0	0.00	0	0.00
VJB	14	0	0.00	0	0.00	0	0.00	0	0.00
YES	2	0	0.00	0	0.00	0	0.00	0	0.00
<b>ASCB_TOL</b>	<b>393</b>	<b>191</b>	<b>31.05</b>	<b>191</b>	<b>31.05</b>	<b>108</b>	<b>18.60</b>	<b>553</b>	<b>150.63</b>
MRB	61	25	37.35	25	37.35	167	163.22	167	163.22
<b>RRB_TOL</b>	<b>61</b>	<b>25</b>	<b>37.35</b>	<b>25</b>	<b>37.35</b>	<b>167</b>	<b>163.22</b>	<b>167</b>	<b>163.22</b>
IUCB	14	0	0.00	0	0.00	0	0.00	0	0.00
MSCB	26	0	0.00	0	0.00	0	0.00	0	0.00
MPCB	4	0	0.00	0	0.00	0	0.00	0	0.00
MWCB	2	0	0.00	0	0.00	0	0.00	0	0.00
<b>CO-OP_TOL</b>	<b>46</b>	<b>0</b>	<b>0.00</b>	<b>0</b>	<b>0.00</b>	<b>0</b>	<b>0.00</b>	<b>0</b>	<b>0.00</b>
<b>TOTAL</b>	<b>500</b>	<b>216</b>	<b>68.40</b>	<b>216</b>	<b>68.40</b>	<b>275</b>	<b>181.82</b>	<b>720</b>	<b>313.85</b>
<b>NEDFI</b>	<b>0</b>	<b>0</b>	<b>0.00</b>	<b>0</b>	<b>0.00</b>	<b>0</b>	<b>0.00</b>	<b>55</b>	<b>36.70</b>
<b>TOTAL</b>	<b>500</b>	<b>216</b>	<b>68.40</b>	<b>216</b>	<b>68.40</b>	<b>275</b>	<b>181.82</b>	<b>775</b>	<b>350.55</b>



**AGENDA 7: REVIEW ON PERFORMANCE UDNER PRADHAN MANTRI MUDRA YOJANA (PMMY) AND PRADHAN MANTRI  
SOCIAL SECURITY SCHEMES**

**1. MUDRA**

As on 31.12.2016

Amount ` in lakhs

BANK	CURRENT FINANCIAL YEAR								CUMULATIVE POSITION							
	SHISHU		KISHORE		TARUN		TOTAL		Shishu		Kishore		Tarun		Total	
	A/C	AMT	A/C	AMT	A/C	AMT	A/C	AMT	A/C	AMT	A/C	AMT	A/C	AMT	A/C	AMT
ALB	74	29.31	0	0.00	0	0.00	74	29.31	236	107.81	4	15.00	0	0.00	240	122.81
AXIS	0	0.00	0	0.00	0	0.00	0	0.00	0	0.00	0	0.00	0	0.00	0	0.00
BAND	0	0.00	0	0.00	0	0.00	0	0.00	0	0.00	0	0.00	0	0.00	0	0.00
BOB	0	0.00	0	0.00	0	0.00	0	0.00	130	43.85	1	3.00	1	6.00	132	52.85
BOI	64	4.70	40	88.25	140	5.00	244	97.95	162	40.20	40	88.25	140	5.00	342	133.45
BOM	3	0.01	3	6.06	10	67.67	16	73.74	19	7.81	3	6.06	13	97.67	35	111.54
CAN	0	0.00	1	1.95	0	0.00	1	1.95	83	22.20	2	9.95	0	0.00	85	32.15
CBI	0	0.00	0	0.00	0	0.00	0	0.00	128	38.66	5	15.04	0	0.00	133	53.70
HDFC	0	0.00	0	0.00	0	0.00	0	0.00	690	344.00	690	10.00	0	0.00	1380	354.00
ICICI	718	259.56	0	0.00	0	0.00	717	247.72	718	259.56	2	9.00	1	7.46	721	276.02
IDBI	9	147.60	5	14.25	3	20.00	17	181.95	32	15.90	21	64.93	5	48.00	58	128.83
INDUS	0	0.00	0	0.00	0	0.00	0	0.00	0	0.00	0	0.00	0	0.00	0	0.00
IOB	4	1.70	32	65.10	2	13.20	38	80.00	9	4.20	34	74.60	2	13.20	45	92.00
PNB	0	0.00	0	0.00	0	0.00	0	0.00	0	0.00	0	0.00	0	0.00	0	0.00
PSB	7	4.50	0	0.00	1	10.00	8	14.50	30	16.00	0	0.00	2	20.00	32	36.00
SBI	605	226.11	251	644.54	21	180.22	877	1050.87	1434	522.41	615	1573.54	57	476.22	2106	2572.17
SYN	15	7.00	44	156.00	0	0.00	59	163.00	25	12.00	50	180.00	0	0.00	75	192.00
UBI	111	39.10	39	119.32	0	0.00	150	158.42	674	238.78	226	697.45	0	0.00	900	936.23
UCO	17	9.70	0	0.00	0	0.00	17	9.70	130	41.50	2	10.00	1	10.00	133	61.50
UNION	0	0.00	8	9.00	0	0.00	8	9.00	10	5.00	17	16.00	0	0.00	27	21.00
VJB	0	0.00	0	0.00	0	0.00	0	0.00	137	58.29	0	0.00	0	0.00	137	58.29
YES	0	0.00	0	0.00	0	0.00	0	0.00	0	0.00	0	0.00	0	0.00	0	0.00
MRB	735	194.27	167	225.65	11	26.36	913	446.28	2408	845.27	591	933.65	40	255.36	3039	2034.28
IUCB	0	0.00	0	0.00	0	0.00	0	0.00	0	0.00	0	0.00	0	0.00	0	0.00
MSCB	0	0.00	0	0.00	0	0.00	0	0.00	0	0.00	3	7.50	0	0.00	3	7.50
MPCB	0	0.00	0	0.00	0	0.00	0	0.00	0	0.00	0	0.00	0	0.00	0	0.00
MWCB	0	0.00	0	0.00	0	0.00	0	0.00	0	0.00	0	0.00	0	0.00	0	0.00
<b>TOTAL</b>	<b>2362</b>	<b>923.56</b>	<b>590</b>	<b>1330.12</b>	<b>188</b>	<b>322.45</b>	<b>3139</b>	<b>2564.39</b>	<b>7055</b>	<b>2623.44</b>	<b>2306</b>	<b>3713.97</b>	<b>262</b>	<b>938.91</b>	<b>9623</b>	<b>7276.32</b>



## PRADHAN MANTRI SOCIAL SECURITY SCHEMES

AS ON 31.12.2016

BANK	CURRENT FINANCIAL YEAR			CUMULATIVE POSITION		
	No. of Enrolment Under			No. of Enrolment Under		
	PMJJB	PMSBY	APY	PMJJB	PMSBY	APY
ALB	0	0	0	361	741	8
AXIS	17	97	33	237	711	74
BAND	0	0	0	0	0	0
BOB	0	0	0	1296	1528	36
BOI	108	1241	0	302	3575	36
BOM	58	109	300	130	193	300
CAN	5	3	2	795	1057	2
CBI	0	0	0	411	571	0
HDFC	0	0	0	166	356	20
ICICI	13	19	2	109	312	35
IDBI	0	0	0	390	746	37
INDUS	0	0	0	42	376	0
IOB	0	0	23	523	1257	23
PNB	0	0	0	2	20	0
PSB	0	0	11	3582	3572	102
SBI	6829	13624	62	14522	32580	1017
SYN	153	1368	13	156	2000	13
UBI	641	1321	80	4729	8339	509
UCO	147	247	7	1851	3115	115
UNION	0	0	5	146	219	14
VJB	0	0	0	665	130	11
YES	0	0	0	0	0	0
MRB	4558	16004	367	10590	35921	547
IUCB	0	78	0	0	78	0
MSCB	26	27	96	278	1058	96
MPCB	0	0	0	0	0	0
MWCB	0	0	0	0	0	0
<b>TOTAL</b>	<b>12555</b>	<b>34138</b>	<b>1001</b>	<b>41144</b>	<b>98134</b>	<b>2995</b>

**Roadmap for opening brick and mortar branches in villages having population more than 5000 without a bank branch of a scheduled commercial bank for the state of Manipur**

Sl. No	Name of District	Name of Village with population >5000	Population	Bank Branch (Yes/No)- Name of Bank	Remarks	Allotted to Bank for opening of Branch duly approved in the DCC/SLBC	No of Brick & Mortar Br. To be opened (Jan-16 to Mar-16)	No of Brick & Mortar Br. To be opened (April-16 to Mar-2017)
1	Senapati	Makhrelui	5,971	Yes	Village located in Senapati town having SBI, HDFC, CBI, UBI, UCO bank br.	N/R		April-16 to Mar-2017
2	Senapati	Tadubi	5,847	Yes	SBI Opened			
3	Senapati	Kalinamei	7,053	No		Bank of Baroda		April-16 to Mar-2017
4	Senapati	Punanamei	6,380	No		SBI		April-16 to Mar-2017
5	Senapati	Shajouba	7,456	No		UCO		April-16 to Mar-2017
6	Senapati	Laii	5,518	No		Bank of India		April-16 to Mar-2017
7	Senapati	Liyai Khullen	7,153	No		Union Bank		April-16 to Mar-2017
8	Senapati	Tungjoy	5,988	No		Syndicate Bank		April-16 to Mar-2017
9	Senapati	Phuba Khuman	5,526	No		Canara Bank		April-16 to Mar-2017
10	Senapati	Purul Atongba	5,043	No		Bank of Maharashtra		April-16 to Mar-2017
11	Senapati	Purul Akutpa	6,168	No		Punjab National Bank		April-16 to Mar-2017
12	Churachandpur	Tuibong	8,085	Yes	SBI Opened			
13	Churachandpur	Bijang	5,020	Yes	Village located in Churachandpur town having SBI, UBI, AXIS, CBI, HDFC, ICICI, UCO, Vijaya bank etc	N/R		April-16 to Mar-2017

Sl. No	Name of District	Name of Village with population >5000	Population	Bank Branch (Yes/No)- Name of Bank	Remarks	Allotted to Bank for opening of Branch duly approved in the DCC/SLBC	No of Brick & Mortar Br. To be opened (Jan-16 to Mar-16)	No of Brick & Mortar Br. To be opened (April-16 to Mar-2017)
14	Churachandpur	Vengnuam	7,302	Yes	Village located in Churachandpur town having SBI, UBI, AXIS,CBI, HDFC, ICICI, UCO, Vijaya bank etc	N/R		April-16 to Mar-2017
15	Bishnupur	Leimapokpam	8,120	No		Allahabad Bank		April-16 to Mar-2017
16	Bishnupur	Ngaikhong Khullen	5,256	Yes	Village located in Bishnupur town having Axis, SBI, UBI, UCO etc	N/R		April-16 to Mar-2017
17	Bishnupur	Kwakta (Pt)	10,735	No		Axis Bank		April-16 to Mar-2017
18	Bishnupur	Kha Thingungei	10,107	No		Bank of India		April-16 to Mar-2017
19	Bishnupur	Thanga	14,316	No		Central Bank of India		April-16 to Mar-2017
20	Bishnupur	Wangoo Ahallup	9,148	No		HDFC		April-16 to Mar-2017
21	Thoubal	Maibam Konjil	5,696	No		ICICI		April-16 to Mar-2017
22	Thoubal	Irong Chesaba	6,749	No		HDFC		April-16 to Mar-2017
23	Thoubal	Leisangthem	6,118	No		Indian Overseas Bank		April-16 to Mar-2017
24	Thoubal	Khekman	7,157	No		Punjab & Sind Bank		April-16 to Mar-2017
25	Thoubal	Mojing	7,428	No		Bank of Maharashtra		April-16 to Mar-2017
26	Thoubal	Khangabok	16,344	No		Vijaya Bank		April-16 to Mar-2017
27	Thoubal	Sangaiyumpham	11,311	No		Manipur Rural Bank		April-16 to Mar-2017
28	Thoubal	Tentha	9,087	No		IndusInd Bank		April-16 to Mar-2017
29	Thoubal	Wangkhem	5,235	No		Yes Bank		April-16 to Mar-2017
30	Thoubal	Heirok Part I (Pt)	9,574	No		IDBI		April-16 to Mar-2017
31	Thoubal	Heirok Part II (Pt)	6,205	No		Allahabad Bank		April-16 to Mar-2017
32	Thoubal	Irengband	10,600	No		Bank of Baroda		April-16 to Mar-2017
33	Thoubal	Wabagai	8,578	No		SBI		April-16 to Mar-2017

Sl. No	Name of District	Name of Village with population >5000	Population	Bank Branch (Yes/No)- Name of Bank	Remarks	Allotted to Bank for opening of Branch duly approved in the DCC/SLBC	No of Brick & Mortar Br. To be opened (Jan-16 to Mar-16)	No of Brick & Mortar Br. To be opened (April-16 to Mar-2017)
34	Thoubal	Hiyanglam I	8,872	No		Axis Bank		April-16 to Mar-2017
35	Thoubal	Langmeidong	5,935	No		UBI		April-16 to Mar-2017
36	Thoubal	Arong Nongmaikhong	5,571	No		Punjab & Sind Bank		April-16 to Mar-2017
37	Thoubal	Wangoo	6,134	No		Indian Overseas Bank		April-16 to Mar-2017
38	Imphal West	Kanglatongbi	7,152	No		Punjab National Bank		April-16 to Mar-2017
39	Imphal West	Sekmai(Part)	5,162	Yes	SBI Opened			
40	Imphal West	Khurkhul	6,450	No		Central Bank of India		April-16 to Mar-2017
41	Imphal West	Patsoi	5,358	Yes	BOB Opened			
42	Imphal East	Keirao Makting	5,319	No		UBI		April-16 to Mar-2017
43	Imphal East	Tulihal	5,594	No		Canara Bank		April-16 to Mar-2017
44	Imphal East	Yambem	5,705	No		Union Bank		April-16 to Mar-2017
45	Imphal East	Changamdabi	6,419	No		UCO Bank		April-16 to Mar-2017
46	Ukhrul	Hundung	10,785	No		Vijaya Bank		April-16 to Mar-2017

#### VILLAGES ALREADY HAVING BANK BRANCH

Sl. No. from the above list	Village Name	District
1	Makheruli	Senapati
2	Tadubi	Senapati
12	Tuibong	Churachandpur
13	Bijang	Churachandpur
14	Vengnuam	Churachandpur
16	Ngaikhong Khullen	Bishnupur
39	Sekmai (Part)	Imphal West
41	Patsoi	Imphal West



**Committee on Financial Sector Plan (CFSP)  
Progress Report as on 31.12.2016**

The status reports as on December' 2016 received from 9 districts are given below.

SI No	Name of district	Lead Bank Allotted to	No of villages	No. of house – holds	No. of house holds covered by opening bank accounts (in allotted villages/area)	% of house hold covered	No of KCC issued
1	Thoubal	State Bank of India	128	85295	158862	100	8456
2	Kakching						652
3	Chandel						1494
4	Tengnoupal		447	29097	29291	100	1024
5	Churachandpur						4118
6	Pherzawl						0
7	Senapati		934	34487	69968	100	4827
8	Kangpokpi						2554
9	Imphal West						20551
10	Imphal East	United Bank of India	195	91806	76459	83	6221
11	Jiribam						0
12	Bishnupur		48	44891	82883	100	6695
13	Tamenglong						134
14	Noney						17
15	Ukhrul		198	35790	42991	100	566
16	Kamjong						0
	<b>TOTAL</b>		<b>2884</b>	<b>507152</b>	<b>731877</b>	<b>100</b>	<b>57309</b>

**CREDIT FLOW TO THE MEMBERS OF MINORITY COMMUNITIES.**

The Government of India, Ministry of Welfare, has notified the following as minority communities:

(i) Muslims (ii) Christians (iii) Sikhs (iv) Buddhist (v) Zoroastrians

Manipur state has 9 revenue districts, out of these the following 6 districts having minority concentration namely: (1) Senapati (2) Kangpokpi (3) Ukhrul (4) Kamjong (5) Chandel (6) Tengnoupal (7) Churachandpur (8) Pherzawl (9) Tamenglong (10) Noney (11) Thoubal and (Kakching).

The status reports received from the 12 districts of the state as on 31.12.2016 are as follows.

Name of district	Muslims		Christians		Total		% to P.S. advs
	No	Amt.	No	Amt.	No	Amt.	
Thoubal	1936	1729.84	0	0.00	1936	1729.84	15
Kakching	647	772.46	0	0.00	647	772.46	21
Chandel	176	172.44	1793	1423.32	1969	1595.76	61
Tengnoupal	165	161.78	2128	1346.75	2293	1508.53	61
Churachandpur	447	1568.82	5774	7348.61	6221	8917.43	64
Pherzawl	0	0.00	0	0.00	0	0.00	0
Senapati	0	0.00	4831	5705.45	4831	5705.45	75
Kangpokpi	0	0.00	3655	4422.65	3655	4422.65	75
Tamenglong	0	0.00	1362	1795.82	1362	1795.82	93
Noney	0	0.00	490	334.88	490	334.88	79
Ukhrul	0	0.00	2351	2139.34	2351	2139.34	74
Kamjong	0	0.00	113	125.36	113	125.36	88

## **REVIEW OF PROGRESS ON FINANCING SELF HELP GROUPS (SHGs)**

### **SELF HELP GROUPS (SHGs)**

- Nos. of SHGs formed in the States since 1.4.2000 is 27652 and during the current year 564 SHGs have been formed.
- No of SHGs which have taken up economic activities is 24950

#### **Progress during 2016-17**

(Disbursement from 01.04.2016 to 31.03.2017)

<b>Target</b> (Amt. ` in lakhs)	Rs. 250.00
<b>Achievement</b> (Amt. ` in lakhs)	Rs. 91.72

#### **DISTRICTWISE POSITION OF SELF HELP GROUPS IN MANIPUR (STATE) AS ON 31.12.2016**

SI No	District	No of SHGs formed	No of women SHGs	No of SHGs taken up economic activities
1	Thoubal	5373	5008	4588
2	Kakching	194	181	166
3	Chandel	372	335	382
4	Tengnoupal	689	621	708
5	Churachandpur	2311	2178	1951
6	Pherzawl	0	0	0
7	Senapati	3347	3227	2953
8	Kangpokpi	462	445	408
9	Imphal West	6886	5992	6114
10	Imphal East	2867	2598	2748
11	Jiribam	0	0	0
12	Bishnupur	2680	2372	2642
13	Tamenglong	595	482	511
14	Noney	430	348	369
15	Ukhrul	1438	1317	1402
16	Kamjong	8	7	8
<b>TOTAL</b>		<b>27652</b>	<b>25111</b>	<b>24950</b>

#### **FINANCE MADE TO SELF HELP GROUPS IN LAST TWO YEARS AND CURRENT FINANCIAL YEAR**

	April'14 to Dec'14	April 15 to Dec'15	April 16 to Dec'16
No of SHGs	625	590	100
No of Members	14094	11210	1900
Bank loan (Rs in Cr)	2.51	1.76	0.92
Per group loan (Rs. in thousand)	40	30	19
Per member loan (Rs. in thousand)	1.78	1.57	4.83
Growth Rate (%) (In Nos.)	120.07	-5.60	-83.05

**Progress under SHG Bank Linkage during the Financial Year (2016-17)**

As. on 31.12.2016

SI No	Name of the district	SHG Deposit Linkage
		Deposit Linkage during the year
1	Thoubal	46
2	Kakching	0
3	Chandel	0
4	Tengnoupal	65
5	Churachandpur	2
6	Pherzawl	0
7	Senapati	7
8	Kangpokpi	0
9	Imphal West	140
10	Imphal East	30
11	Jiribam	0
12	Bishnupur	143
13	Tamenglong	98
14	Noney	25
15	Ukhrul	8
16	Kamjong	0
<b>TOTAL</b>		<b>564</b>

Bank wise SHG Performance is placed on page nos. 18 & 19 of this Booklet.

**Progress in Rural Self-Employment Training Institute (RSETI): Churachandpur**

Name of Bank/ F I	State Bank of India			
District	Churachandpur			
Training Programme	Current Financial Year		Cumulative	
No. of Training Programme	13		64	
No. of Trainee	264		1201	
Settlement	No.	Amount ( ` in Lakhs)	No.	Amount ( ` in Lakhs)
With Bank Finance	52	126.32	85	224.25
With Self Finance	147	67.78	228	139.56
Wage Employment	4	0.00	28	0.00

Note: As advised by the Corporate Centre of SBI that the capital subsidy scheme for RSETI building has since been closed by MoRD, with effect from 01<sup>st</sup> April, 2015 and no new RSETIs will be opened until further order.

**BANKING PROFILE**

Convenor: State Bank of India

**Current Quarter**

As on 31.12.2016

Amount` in lakhs

Sl. No.	Profile	Comm. Banks	RRBs	Co-op Banks	SUB TOTAL	NEDFi, SIDBI & RIDF	Total
1	Branch Network	139	28	20	187	3	190
2	Aggregate Deposit	67392.79	27939.57	53140.30	775008.66	NA	775008.66
3	Aggregate Advances	285693.73	9392.63	26005.65	321092.01	31308.65	352400.66
4	C:D Ratio (Avg)	42	34	49	43	NA	47
5	Priority Sec. Adv.	175953.28	8777.82	21718.89	206449.99	31308.65	237758.64
	% to Agg. Adv.	62	93	84	64	100	67
6	Adv. to Agri.	36568.20	3547.34	6431.68	46547.22	NA	46547.22
	% to Agg Adv.	13	38	25	14	NA	20
7	Adv. SSI sec.	27147.36	1421.39	6438.8	35007.55	NA	35007.55
	% to Agg. Adv.	10	15	25	11	NA	10
8	Adv. Education	3733.48	3.80	6.11	3743.39	NA	3743.39
	% to Agg. Adv.	2	0	0	1	NA	1
9	Adv. Housing	44846.21	84.52	2141.42	47832.15	NA	47832.15
	% to Agg. Adv.	16	9	8	15	NA	14
10	Adv. Other Prio	63658.03	2960.77	6700.88	73319.65	31308.65	104628.33
	% to Agg. Adv.	22	32	26	23	100	30
11	Recovery % of Priority Sec. Adv.	37	74	13	27	NA	27
12	Overdue % of Priority Sec Adv.	63	26	87	73	NA	73

**BANKING PROFILE**

Convenor: State Bank of India

**Previous Quarter**

As on 30.09.2016

Amount ` in lakhs

Sl. No.	Profile	Comm. Banks	RRBs	Co-op Banks	SUB TOTAL	NEDFi, SIDBI & RIDF	Total
1	Branch Network	139	28	20	187	3	190
2	Aggregate Deposit	556866.38	23469.22	39608.06	619943.66	NA	619943.66
3	Aggregate Advances	281382.58	9495.44	27419.38	318297.40	20089.18	338386.58
4	C:D Ratio (Avg)	51	40	69	51	NA	55
5	Priority Sec. Adv.	174575.10	8834.31	22833.64	206243.05	20089.18	226332.23
	% to Agg. Adv.	62	93	83	65	100	67
6	Adv. to Agri.	37560.99	3537.40	6343.94	47533.33	NA	47533.33
	% to Agg Adv.	13	37	23	15	NA	14
7	Adv. SSI sec.	26538.45	1406.64	6631.78	34576.87	NA	34576.87
	% to Agg. Adv.	9	15	24	11	NA	10
8	Adv. Education	3748.08	0.00	9.89	3757.97	NA	3757.97
	% to Agg. Adv.	1	0	0	1	NA	1
9	Adv. Housing	44010.65	805.49	2256.69	47072.83	NA	47072.83
	% to Agg. Adv.	16	8	8	15	NA	14
10	Adv. Other Prio	62760.75	3084.78	7500.34	73345.87	20089.18	93435.05
	% to Agg. Adv.	22	32	27	23	100	28
11	Recovery % of Priority Sec. Adv.	38	74	10	25	NA	25
12	Overdue % of Priority Sec Adv.	62	26	90	75	NA	75

**DISTRICTWISE DISTRIBUTION OF BANK BRANCHES IN THE STATE**

Sl. No.	District	As on 31.12.2016				Commercial Banks	Regional Rural Banks	Dist. Co-op Banks	Total
		Rural	Semi- Urban	Urban	Total				
1	Thoubal	2	11	0	13	9	3	1	13
2	Kakching	0	7	0	7	5	1	1	7
3	Chandel	1	2	0	3	3	0	0	3
4	Tengnoupal	1	6	0	7	5	2	0	7
5	Churchandpur	5	10	0	15	13	1	1	15
6	Pherzawl	1	0	0	1	1	0	0	1
7	Senapati	9	5	0	14	10	4	0	14
8	Kangpokpi	4	3	0	7	6	0	1	7
9	Imphal West	5	3	50	58	46	5	7	58
10	Imphal East	7	11	12	30	22	4	4	30
11	Jiribam	0	1	0	1	1	0	0	1
12	Bishnupur	3	13	0	16	10	3	3	16
13	Tamenglong	0	3	0	3	2	0	1	3
14	Noney	2	2	0	4	1	3	0	4
15	Ukhrul	2	5	0	7	4	2	1	7
16	Kamjong	0	1	0	1	1	0	0	1
	<b>TOTAL</b>	<b>42</b>	<b>83</b>	<b>62</b>	<b>187</b>	<b>139</b>	<b>28</b>	<b>20</b>	<b>187</b>
	<b>NEDFi, SIDBI &amp; RIDF</b>	<b>3 branches</b>			<b>190</b>	<b>3 branches</b>			<b>190</b>

POST OFFICE	56 branches	246	56 branches	256
-------------	-------------	-----	-------------	-----

SLBC MANIPUR

30

DECEMBER, 2016

**BRANCH NETWORK**

As on 31.12.2016

SI.No.	Name of the Bank	Rural	Semi-urban	Urban	Total
1	ALB	-	3	1	4
2	AXIS	-	4	4	8
3	BAND	-	-	1	1
4	BOB	2	1	1	4
5	BOI	1	1	1	3
6	BOM	-	-	1	1
7	CAN	-	2	2	4
8	CBI	1	4	4	9
9	HDFC	1	3	3	7
10	ICICI	-	3	4	7
11	IDBI	-	-	1	1
12	IND	-	-	1	1
13	IOB	1	1	1	3
14	PNB	1	1	1	3
15	PSB	1	1	2	4
16	SBI	14	18	8	40
17	SYN	-	-	1	1
18	UBI	1	12	5	18
19	UCO	2	9	2	13
20	UNION	-	-	1	1
21	VJB	1	1	3	5
22	YES	-	-	1	1
	<b>ASCB_TOT</b>	<b>26</b>	<b>64</b>	<b>49</b>	<b>139</b>
23	MRB	15	8	5	28
	<b>RRB_TOT</b>	<b>15</b>	<b>8</b>	<b>5</b>	<b>28</b>
24	IUCB	1	1	6	8
25	MSCB	-	9	1	10
26	MPCB	-	1	-	1
27	MWCB	-	-	1	1
	<b>CO-OP-TOT</b>	<b>1</b>	<b>11</b>	<b>8</b>	<b>20</b>
	<b>SUB-TOTAL</b>	<b>42</b>	<b>83</b>	<b>62</b>	<b>187</b>
	<b>NEDFI, SIDBI &amp; RIDF</b>		<b>3 branches</b>		<b>3</b>
	<b>TOTAL</b>	<b>42</b>	<b>83</b>	<b>62</b>	<b>190</b>
	<b>POST OFFICE</b>		<b>56 branches</b>		<b>246</b>

**DISTRICT WISE BANK WISE BRANCH NETWORK**

As on 31.12.2016

Sl. No.	Bank	Imphal West	Imphal East	Jiribam	Thoubal	Kakching	Bish-nupur	Chan-del	Tengnoupal	Chura-chandpur	Pherzawl	Tameng-long	Noney	Sena-pati	Kangpokpi	Ukhul	Kamjong	Total
1	ALB	1	1			1									1			4
2	AXIS	2	2			1	1		1	1								8
3	BAND	1																1
4	BOB	4																4
5	BOI	1	1		1													3
6	BOM	1																1
7	CAN	1	1		1					1								4
8	CBI	2	2		1		1			2				1				9
9	HDFC	2	2		1					1				1				7
10	ICICI	3	2		1					1								7
11	IDBI	1																1
12	IND	1																1
13	IOB	1			1										1			3
14	PNB	1	1		1													3
15	PSB	1	3															4
16	SBI	11	3		1	1	4	2	2	4	1		1	5	3	1	1	40
17	SYN	1																1
18	UBI	4	2	1	1	1	1		1	1		2		2		2		18
19	UCO	2	2			1	3	1	1	1				1		1		12
20	UNION	1																1
21	VJB	3								1					1			5
22	YES	1																1
<b>ASCB TOTAL</b>		<b>46</b>	<b>22</b>	<b>1</b>	<b>9</b>	<b>5</b>	<b>10</b>	<b>3</b>	<b>5</b>	<b>13</b>	<b>1</b>	<b>2</b>	<b>1</b>	<b>10</b>	<b>6</b>	<b>4</b>	<b>1</b>	<b>139</b>
23	MRB	5	4		3	1	3		2	1			3	4		2		28
<b>RRB TOTAL</b>		<b>5</b>	<b>4</b>		<b>3</b>	<b>1</b>	<b>3</b>		<b>2</b>	<b>1</b>			<b>3</b>	<b>4</b>		<b>2</b>		<b>28*</b>
24	IUCB	5	3															8
25	MSCB	1	1		1	1	2			1		1			1	1		10
26	MPCB						1											1
27	MWCB	1																1
<b>CO-OP TOTAL</b>		<b>7</b>	<b>4</b>		<b>1</b>	<b>1</b>	<b>3</b>			<b>1</b>		<b>1</b>			<b>1</b>	<b>1</b>		<b>20</b>
<b>TOTAL</b>		<b>58</b>	<b>30</b>	<b>1</b>	<b>13</b>	<b>7</b>	<b>16</b>	<b>3</b>	<b>7</b>	<b>15</b>	<b>1</b>	<b>3</b>	<b>4</b>	<b>14</b>	<b>7</b>	<b>7</b>	<b>1</b>	<b>187</b>
<b>NEDFI, SIDBI &amp; RIDF</b>		<b>3 branches</b>																<b>190</b>
<b>POST OFFICE</b>		<b>56 branches</b>																<b>246</b>

\* Non-functioning branches of MRB  
Senapati (4), Khoupum (2), Kamjong (1) and Tengnoupal (1)

**DISTRICT WISE BANKING KEY INDICATORS AS ON 31.12.2016**

Amt. ` in lakhs

Sl. No.	District	Deposit	Advance	CD ratio Norm 60%	Crop Loan/KCC	% of Agri. Adv to NBC 18%	Total Priority Sector Advances	% of PS Advance to NBC Norm 40%
1	Thoubal	30622.56	16670.81	54	1535.77	28	11532.17	69
2	Kakching	6328.34	5428.75	86	181.83	29	3681.33	68
3	Chandel	8665.58	5610.29	65	115.80	4	2616.35	47
4	Tengnoupal	8526.34	4815.77	56	130.97	21	2473.25	51
5	Churachandpur	48536.34	21822.99	45	524.75	17	13977.86	64
6	Pherzawl	11.59	0.00	0	0.00	0	0.00	0
7	Senapati	23395.24	14836.51	63	738.26	10	7607.26	51
8	Kangpokpi	12904.98	10103.13	78	147.32	23	5896.87	58
9	Imphal West	515414.87	192788.64	37	6221.31	21	123305.40	64
10	Imphal East	60277.96	29318.65	49	1884.93	18	21185.64	72
11	Jiribam	0.00	0.00	0	0.00	0	0.00	0
12	Bishnupur	17402.65	12034.82	69	1463.13	27	8778.93	73
13	Tamenglong	5190.08	2096.54	40	4.00	44	1938.54	92
14	Noney	1656.57	725.20	44	8.37	9	422.42	58
15	Ukhrul	15291.24	4389.99	29	66.14	23	2891.52	66
16	Kamjong	784.32	449.92	57	0.00	0	142.45	32
<b>TOTAL</b>		<b>755008.66</b>	<b>321092.01</b>	<b>43</b>	<b>13022.58</b>	<b>14</b>	<b>206449.99</b>	<b>64</b>
<b>NEDFI, SIDBI &amp; RIDF</b>		<b>0.00</b>	<b>31308.65</b>	<b>NA</b>	<b>NA</b>	<b>NA</b>	<b>31308.65</b>	<b>100</b>
<b>GRAND TOTAL</b>		<b>755008.66</b>	<b>352400.66</b>	<b>47</b>	<b>13022.58</b>	<b>13</b>	<b>237758.64</b>	<b>67</b>



**BANKWISE BANKING KEY INDICATORS AS ON 31.12.2016**

Amt. ` in lakhs

Sl. No.	Bank	Deposit	Advances	C:D Ratio Norm 60%	Crop loan / KCC	% of Agri adv to NBC Min 18%	Priority Sector Advances	% of PS to NBC 40%
<b>Commercial Banks</b>								
1	ALB	12037.07	6345.81	53	97.00	20	3955.02	62
2	AXIS	32851.37	10797.22	33	0.00	20	9865.34	91
3	BAND	762.00	472.00	62	0.00	22	458.00	97
4	BOB	34373.00	3893.00	11	20.00	3	2168.00	56
5	BOI	6967.98	3468.17	50	79.58	7	2757.01	79
6	BOM	2482.93	1417.97	57	0.00	0	1051.08	74
7	CAN	5825.83	3900.83	67	263.74	11	2521.76	65
8	CBI	17368.40	8142.37	47	161.30	16	7323.60	90
9	HDFC	17170.77	14781.18	86	221.15	9	5310.89	36
10	ICICI	14285.78	6187.06	43	332.95	81	5079.85	82
11	IDBI	6235.43	2457.90	39	667.30	32	2192.52	89
12	INDUS	2808.72	0.00	0	0.00	0	0.00	0
13	IOB	5904.16	2463.31	42	91.55	7	1720.48	70
14	PNB	11721.80	8302.18	71	5082.14	67	7440.74	90
15	PSB	14791.00	5361.94	36	6.84	2	4135.01	77
16	SBI	353153.78	148156.79	42	3149.04	6	71510.78	48
17	SYN	1447.00	1307.49	90	0.00	2	537.49	41
18	UBI	94476.21	41037.41	43	357.09	19	34873.90	85
19	UCO	20660.56	10640.44	52	311.28	12	8088.99	76
20	UNION	1197.00	591.69	49	0.00	0	54.18	9
21	VJB	13673.00	5949.97	44	0.00	8	4893.64	82
22	YES	3735.00	19.00	1	0.00	0	15.00	79
<b>Sub -total</b>		<b>673928.79</b>	<b>285693.73</b>	<b>42</b>	<b>10840.96</b>	<b>13</b>	<b>175953.28</b>	<b>62</b>
<b>Regional Rural Banks</b>								
23	MRB	27939.57	9392.63	34	1983.40	38	8777.82	93
<b>Sub-total</b>		<b>27939.57</b>	<b>9392.63</b>	<b>34</b>	<b>1983.40</b>	<b>38</b>	<b>8777.82</b>	<b>93</b>
<b>Co-Op Bank</b>								
24	IUCB	38069.48	11939.15	31	0.00	1	9207.51	77
25	MSCB	12915.48	13363.09	103	13.53	45	11918.24	89
26	MPCB	602.69	243.38	40	184.69	71	238.22	98
27	MWCB	1552.65	460.03	30	0.00	22	354.92	77
<b>Sub-Total</b>		<b>53140.30</b>	<b>26005.65</b>	<b>49</b>	<b>198.22</b>	<b>25</b>	<b>21718.89</b>	<b>84</b>
<b>Total</b>		<b>755008.66</b>	<b>321092.01</b>	<b>43</b>	<b>13022.58</b>	<b>14</b>	<b>206449.99</b>	<b>64</b>
<b>NEDFI, SIDBI &amp; RIDF</b>		<b>0.00</b>	<b>31308.65</b>	<b>NA</b>	<b>NA</b>	<b>NA</b>	<b>31308.65</b>	<b>100</b>
<b>GRAND TOTAL</b>		<b>755008.66</b>	<b>352400.66</b>	<b>47</b>	<b>13022.58</b>	<b>13</b>	<b>237758.64</b>	<b>67</b>

**LAST THREE YEARS COMPARATIVE STATEMENT OF BANKING KEY  
INDICATORS IN MANIPUR STATE**

Amt. ` in Crore

SI No	Particulars	As on Dec'14	As on Dec'15	As on Dec'16
1	Total no of branches	169	177	190
	Rural	78	81	47
	Semi-Urban	44	46	77
	Urban	44	47	63
	NEDFI, SIDBI & RIDF	3	3	3
2	Deposits	5123.84	5518.59	7750.09
3	Net Bank Credit (NBC)	2165.58	2698.88	3210.92
4	C.D. ratio (60%)	42	49	43
5	P.S. Advance (NBC)	1472.21	1821.34	2064.50
6	% of P.S. Adv to NBC (40%)	68	67	64
A	Crop production loans	116.13	129.17	130.23
B	Ag. Term Loans	398.65	418.79	465.47
	% of Agri Adv to NBC	18	16	14
C	SSI/Rural Artisans	242.98	348.23	350.08
	% of SSI to NBC	11	13	11
D	Transport Operators	44.68	37.53	44.71
E	Retail Trade & BE	63.72	87.39	96.30
F	Education Loans	37.21	40.53	37.43
G	Housing Loans	295.94	393.61	478.32
H	Consumption Loans	68.02	60.08	68.67
I	Others			
7	Performance under ACP	640.94	832.90	763.62
i	Crop loan Target(annual)No. of Card	59676	69500	19470
ii	Crop loan achievement	6611	5734	2720
iii	% of achievement	11	8	14
i	SSI/Rural Artisans Target(annual)	145.02	171.52	164.90
ii	SSI/Rural Artisans Achieved.	45.06	52.21	42.63
iii	% of achievement	31	30	26
i	Other Priority Sector Target(annual)	284.29	296.79	298.51
ii	Other Priority Sector Achiv.	143.32	164.73	106.68
iii	% of achievement	50	56	36
iv	Housing & Education Loan	151.52	171.37	173.61
v	Achievement	64.99	87.33	96.81
vi	% of achievement	43	51	56
A	Total Target (annual)	1413.33	1528.89	1368.64
B	Total Performance A	640.94	832.90	763.62
C	% of achievement	45	54	56
8	SGSY/NRLM			
	Credit Target amt in Crs(annual)	0	0	0
	Achievement amt in Crs	0	0	0
	% of achievement	0	0	0
9	PMEGP			
	Annual Target (Nos)	3258	3000	2304
	Achievement (Nos)	589	0	462
	% of Achievement	18	0	20
	Amount in Rs Cr	26.44	0	20.55

**SEGREGATION OF ADVANCES**

As on 31.12.2016

Amt. ` in lakhs

Sl. No.	BANK	NON-PRIORITY		PRIORITY SECTOR	WEAKER SECTOR	TOTAL ADV	PSA To T.Adv(%)	WSA To PSA(%)	WSA To T.Adv(%)
		Total OS	NPA						
1	ALB	2390.79	0.00	3955.02	562.68	6345.81	62	14	9
2	AXIS	931.88	0.00	9865.34	338.83	10797.22	91	3	3
3	BAND	14.00	0.00	458.00	0.00	472.00	97	0	0
4	BOB	1725.00	115.00	2168.00	1848.04	3893.00	56	85	47
5	BOI	711.16	0.00	2757.01	0.00	3468.17	79	0	0
6	BOM	366.89	14.37	1051.08	0.00	1417.97	74	0	0
7	CAN	1379.07	41.58	2521.76	296.79	3900.83	65	12	8
8	CBI	818.77	83.93	7323.60	2101.81	8142.37	90	29	26
9	HDFC	9470.29	115.11	5310.89	1029.98	14781.18	36	19	7
10	ICICI	1107.21	0.00	5079.85	6739.27	6187.06	82	133	109
11	IDBI	265.38	0.00	2192.52	649.24	2457.90	89	30	26
12	INDUS	0.00	0.00	0.00	0.00	0.00	0	0	0
13	IOB	742.83	129.48	1720.48	9.79	2463.31	70	1	0
14	PNB	861.44	39.14	7440.74	4736.41	8302.18	90	64	57
15	PSB	1226.93	83.00	4135.01	808.00	5361.94	77	20	15
16	SBI	76646.01	1115.32	71510.78	20279.24	148156.79	48	28	14
17	SYN	770.00	299.00	537.49	0.00	1307.49	41	0	0
18	UBI	6163.51	403.66	34873.90	8117.01	41037.41	85	23	20
19	UCO	2551.45	179.25	8088.99	1408.50	10640.44	76	17	13
20	UNION	537.51	6.64	54.18	4.36	591.69	9	8	1
21	VJB	1056.33	6.31	4893.64	566.85	5949.97	82	12	10
22	YES	4.00	0.00	15.00	0.00	19.00	79	0	0
	<b>ASCB_TOL</b>	<b>109740.45</b>	<b>2631.79</b>	<b>175953.28</b>	<b>49496.80</b>	<b>285693.73</b>	<b>62</b>	<b>28</b>	<b>17</b>
23	MRB	614.81	14.11	8777.82	6000.41	9392.63	93	68	64
	<b>RRB_TOL</b>	<b>614.81</b>	<b>14.11</b>	<b>8777.82</b>	<b>6000.41</b>	<b>9392.63</b>	<b>93</b>	<b>68</b>	<b>64</b>
24	IUCB	2731.64	81.91	9207.51	5744.64	11939.15	77	62	48
25	MSCB	1444.85	684.68	11918.24	1750.10	13363.09	89	15	13
26	MPCB	5.16	0.00	238.22	578.82	243.38	98	243	238
27	MWCB	105.11	0.00	354.92	265.91	460.03	77	75	58
	<b>CO-OP_TOL</b>	<b>4286.76</b>	<b>766.59</b>	<b>21718.89</b>	<b>8339.47</b>	<b>26005.65</b>	<b>84</b>	<b>38</b>	<b>32</b>
	<b>TOTAL</b>	<b>114642.02</b>	<b>3412.49</b>	<b>206449.99</b>	<b>63836.68</b>	<b>321092.01</b>	<b>64</b>	<b>31</b>	<b>20</b>
	<b>NEDFI, SIDBI &amp; RIDF</b>	<b>0.00</b>	<b>0.00</b>	<b>31308.65</b>	<b>0.00</b>	<b>31308.65</b>	<b>100</b>	<b>NA</b>	<b>NA</b>
	<b>GRAND TOTAL</b>	<b>114642.02</b>	<b>3412.49</b>	<b>237758.64</b>	<b>63836.68</b>	<b>352400.66</b>	<b>67</b>	<b>27</b>	<b>18</b>

**ANALYSIS OF PRIORITY SECTOR ADVANCES**

As on 31.12.2016

Amt. ` in lakhs

Sl. No	Banks	No. of A/Cs	Total OS	Demand Raised	Recovery		Overdues		Gross NPA		New Loans
					Amount	%	Amount	%	Amount	%	
1	ALB	962	3955.02	444.93	38.67	9	406.10	91	127.00	3	524.18
2	AXIS	2177	9865.34	1284.29	129.03	10	1155.26	90	54.08	1	808.08
3	BAND	2431	458.00	0.00	0.00	0	0.00	0	0.00	0	394.35
4	BOB	720	2168.00	799.00	59.00	7	740.00	93	658.00	30	155.00
5	BOI	1105	2757.01	46.70	28.88	62	17.82	38	36.54	1	918.48
6	BOM	69	1051.08	35.24	2.00	6	33.24	94	0.00	0	82.68
7	CAN	1439	2521.76	510.71	137.78	27	372.93	73	170.44	7	485.76
8	CBI	2429	7323.60	1370.90	280.93	20	1089.97	80	897.94	12	301.87
9	HDFC	1748	5310.89	504.96	425.10	84	79.86	16	72.07	1	618.42
10	ICICI	4345	5079.85	0.00	0.00	0	0.00	0	0.00	0	4626.84
11	IDBI	1534	2192.52	0.00	0.00	0	0.00	0	0.00	0	312.59
12	INDUS	0	0.00	0.00	0.00	0	0.00	0	0.00	0	0.00
13	IOB	576	1720.48	313.68	32.63	10	281.05	90	303.34	18	232.55
14	PNB	9697	7440.74	478.53	194.67	41	283.86	59	250.79	3	346.20
15	PSB	1129	4135.01	419.51	177.00	42	242.51	58	232.27	6	627.50
16	SBI	43394	71510.78	6060.04	1970.71	33	4089.33	67	3690.93	5	15585.05
17	SYN	173	537.49	0.00	0.00	0	0.00	0	0.00	0	13.00
18	UBI	18448	34873.90	4909.67	2951.67	60	904.71	18	2109.42	6	4478.64
19	UCO	3419	8088.99	1097.18	192.47	18	1958.00	178	428.01	5	920.02
20	UNION	67	54.18	0.00	0.00	0	904.71	0	0.00	0	11.03
21	VJB	1958	4893.64	520.32	274.68	53	245.64	47	95.66	2	511.87
22	YES	3	15.00	0.00	0.00	0	0.00	0	0.00	0	0.00
	<b>ASCB_TOL</b>	<b>97823</b>	<b>175953.28</b>	<b>18795.66</b>	<b>6895.22</b>	<b>37</b>	<b>12804.99</b>	<b>68</b>	<b>9126.49</b>	<b>5</b>	<b>31954.11</b>
23	MRB	16271	8777.82	790.83	585.00	74	205.83	26	305.57	3	1706.81
	<b>RRB_TOL</b>	<b>16271</b>	<b>8777.82</b>	<b>790.83</b>	<b>585.00</b>	<b>74</b>	<b>205.83</b>	<b>26</b>	<b>305.57</b>	<b>3</b>	<b>1706.81</b>
24	IUCB	2765	9207.51	6112.45	1690.38	28	4422.07	72	4417.75	48	0.00
25	MSCB	11271	11918.24	10014.81	237.23	2	9777.58	98	10982.44	92	168.96
26	MPCB	267	238.22	196.69	140.60	71	56.09	29	36.55	15	210.23
27	MWCB	241	354.92	85.22	15.22	18	70.00	82	23.28	7	203.81
	<b>C0-OP_TOL</b>	<b>14544</b>	<b>21718.89</b>	<b>16409.17</b>	<b>2083.43</b>	<b>13</b>	<b>14325.74</b>	<b>87</b>	<b>15460.02</b>	<b>71</b>	<b>583.00</b>
	<b>TOTAL</b>	<b>128638</b>	<b>206449.99</b>	<b>35995.66</b>	<b>9563.65</b>	<b>27</b>	<b>27336.56</b>	<b>76</b>	<b>24892.08</b>	<b>12</b>	<b>34243.92</b>
	<b>NEDFI, SIDBI &amp; RIDF</b>		<b>31308.65</b>								
	<b>GRAND TOTAL</b>	<b>128638</b>	<b>237758.64</b>	<b>35995.66</b>	<b>9563.65</b>	<b>27</b>	<b>27336.56</b>	<b>76</b>	<b>24892.08</b>	<b>10</b>	<b>34243.92</b>

**ANALYSIS OF PRIORITY SECTOR ADVANCES UNDER AGRICULTURE**

As on 31.12.2016

Amt. ` in lakhs

Sl. No.	Banks	No. of A/c	Total OS	Demand Raised	Recovery		Overdues		Gross NPA		New Loans	% to total advance
					Amount	%	Amount	%	Amount	%		
1	ALB	320	1290.83	161.34	1.30	1	160.04	99	21.00	2	161.73	20
2	AXIS	1039	2124.14	7.45	4.25	57	3.20	43	12.80	1	597.52	20
3	BAND	687	104.00	0.00	0.00	0	0.00	0	0.00	0	81.00	22
4	BOB	31	102.00	95.00	8.00	8	87.00	92	96.00	94	0.00	3
5	BOI	415	236.49	3.16	1.50	47	1.66	53	1.18	1	74.57	7
6	BOM	2	6.18	0.00	0.00	0	0.00	0	0.00	0	0.00	0
7	CAN	456	448.43	228.63	48.13	21	180.50	79	167.94	37	192.14	11
8	CBI	784	1330.16	157.20	32.50	21	124.70	79	26.09	2	101.13	16
9	HDFC	1002	1389.95	293.49	236.61	81	56.88	19	9.54	1	492.90	9
10	ICICI	4335	4984.19	0.00	0.00	0	0.00	0	0.00	0	4505.65	81
11	IDBI	1332	778.24	0.00	0.00	0	0.00	0	0.00	0	48.16	32
12	INDUS	0	0.00	0.00	0.00	0	0.00	0	0.00	0	0.00	0
13	IOB	161	170.59	37.57	3.65	10	33.92	90	75.19	44	30.58	7
14	PNB	9172	5557.72	252.00	123.35	49	128.65	51	105.00	2	175.50	67
15	PSB	101	102.11	27.91	7.00	25	20.91	75	30.27	30	2.00	2
16	SBI	13345	8479.68	1015.89	558.09	55	457.80	45	567.80	7	866.70	6
17	SYN	10	24.00	0.00	0.00	0	0.00	0	0.00	0	0.00	2
18	UBI	8385	7684.53	1392.24	962.14	69	430.10	31	678.49	9	815.82	19
19	UCO	1072	1292.76	270.25	68.09	25	202.16	75	90.10	7	324.21	12
20	UNION	1	0.80	0.00	0.00	0	0.00	0	0.00	0	0.80	0
21	VJB	278	461.40	129.10	45.84	36	83.26	64	6.88	1	65.50	8
22	YES	0	0.00	0.00	0.00	0	0.00	0	0.00	0	0.00	0
<b>ASCB_TOL</b>		<b>42928</b>	<b>36568.20</b>	<b>4071.23</b>	<b>2100.45</b>	<b>52</b>	<b>1970.78</b>	<b>48</b>	<b>1888.28</b>	<b>5</b>	<b>8535.91</b>	<b>13</b>
23	MRB	11148	3547.34	301.53	221.42	73	80.11	27	106.98	3	748.98	38
<b>RRB_TOL</b>		<b>11148</b>	<b>3547.34</b>	<b>301.53</b>	<b>221.42</b>	<b>73</b>	<b>80.11</b>	<b>27</b>	<b>106.98</b>	<b>3</b>	<b>748.98</b>	<b>38</b>
24	IUCB	65	93.57	97.07	8.30	9	88.77	91	92.43	99	0.00	1
25	MSCB	5627	6063.34	4916.50	99.68	2	4816.82	98	5710.74	94	68.56	45
26	MPCB	164	171.78	154.41	134.98	87	19.43	13	13.65	8	203.23	71
27	MWCB	113	102.99	20.82	0.00	0	20.82	100	13.63	13	73.51	22
<b>CO-OP_TOL</b>		<b>5969</b>	<b>6431.68</b>	<b>5188.80</b>	<b>242.96</b>	<b>5</b>	<b>4945.84</b>	<b>95</b>	<b>5830.45</b>	<b>91</b>	<b>345.30</b>	<b>25</b>
<b>TOTAL</b>		<b>60045</b>	<b>46547.22</b>	<b>9561.56</b>	<b>2564.83</b>	<b>27</b>	<b>6996.73</b>	<b>73</b>	<b>7825.71</b>	<b>17</b>	<b>9630.19</b>	<b>14</b>
<b>LAST QUARTER DATA</b>												
<b>TOTAL</b>		<b>60823</b>	<b>47533.33</b>	<b>9454.22</b>	<b>2518.93</b>	<b>27</b>	<b>6935.29</b>	<b>73</b>	<b>7259.93</b>	<b>15</b>	<b>7979.49</b>	<b>15</b>

**ANALYSIS OF PRIORITY SECTOR ADVANCES UNDER INDUSTRIES**

As on 31.12.2016

Amt. ` in lakhs

Sl. No.	Banks	No. of A/Cs	Total OS	Demand Raised	Recovery		Overdues		Gross NPA		New Loans
					Amount	%	Amount	%	Amount	%	
1	ALB	136	677.00	44.00	27.00	61	17.00	39	18.00	3	11.00
2	AXIS	96	1824.03	1263.64	118.62	9	1145.02	91	41.28	2	35.08
3	BAND	1744	354.00	0.00	0.00	0	0.00	0	0.00	0	313.00
4	BOB	59	78.00	65.00	0.50	1	64.50	99	64.00	82	3.00
5	BOI	429	841.69	25.96	12.40	48	13.56	52	8.25	1	317.47
6	BOM	1	428.76	0.00	0.00	0	0.00	0	0.00	0	0.00
7	CAN	534	800.90	159.90	0.17	0	159.73	100	0.00	0	129.00
8	CBI	556	1301.70	302.10	105.10	35	197.00	65	302.53	23	41.00
9	HDFC	647	3768.77	185.94	171.15	92	14.79	8	62.53	2	94.55
10	ICICI	10	95.66	0.00	0.00	0	0.00	0	0.00	0	121.19
11	IDBI	152	591.88	0.00	0.00	0	0.00	0	0.00	0	143.53
12	INDUS	0	0.00	0.00	0.00	0	0.00	0	0.00	0	0.00
13	IOB	222	903.07	214.45	18.30	9	196.15	91	222.69	25	31.00
14	PNB	287	800.03	157.53	38.32	24	119.21	76	145.79	18	150.10
15	PSB	694	1399.54	236.00	68.00	29	168.00	71	142.00	10	25.00
16	SBI	3661	6703.27	1601.80	138.54	9	1463.26	91	1446.70	22	2224.92
17	SYN	126	335.00	0.00	0.00	0	0.00	0	0.00	0	10.00
18	UBI	2613	4446.33	1002.63	303.21	30	699.42	70	830.45	19	223.30
19	UCO	516	1038.55	134.95	32.74	24	102.21	76	192.75	19	63.50
20	UNION	43	23.20	0.00	0.00	0	0.00	0	0.00	0	10.23
21	VJB	170	735.98	102.49	52.64	51	49.85	49	9.78	1	52.50
22	YES	0	0.00	0.00	0.00	0	0.00	0	0.00	0	0.00
<b>ASCB_TOL</b>		<b>12696</b>	<b>27147.36</b>	<b>5496.39</b>	<b>1086.69</b>	<b>20</b>	<b>4409.70</b>	<b>80</b>	<b>3486.75</b>	<b>13</b>	<b>3999.37</b>
23	MRB	2770	1421.39	153.63	113.00	74	40.63	26	104.68	7	191.92
<b>RRB_TOL</b>		<b>2770</b>	<b>1421.39</b>	<b>153.63</b>	<b>113.00</b>	<b>74</b>	<b>40.63</b>	<b>26</b>	<b>104.68</b>	<b>7</b>	<b>191.92</b>
24	IUCB	239	1499.03	1083.54	242.96	22	840.58	78	840.58	56	0.00
25	MSCB	4715	4931.96	4458.95	67.99	2	4390.96	98	4641.36	94	72.00
26	MPCB	14	6.90	5.90	0.49	8	5.41	92	4.25	62	0.00
27	MWCB	2	0.91	0.00	0.00	0	0.00	0	0.00	0	0.00
<b>CO-OP_TOL</b>		<b>4970</b>	<b>6438.80</b>	<b>5548.39</b>	<b>311.44</b>	<b>6</b>	<b>5236.95</b>	<b>94</b>	<b>5486.19</b>	<b>85</b>	<b>72.00</b>
<b>TOTAL</b>		<b>20436</b>	<b>35007.55</b>	<b>11198.41</b>	<b>1511.13</b>	<b>13</b>	<b>9687.28</b>	<b>87</b>	<b>9077.62</b>	<b>26</b>	<b>4263.29</b>
<b>LAST QUARTER DATA</b>											
<b>TOTAL</b>		<b>20034</b>	<b>34576.87</b>	<b>11012.05</b>	<b>1418.04</b>	<b>13</b>	<b>9591.83</b>	<b>87</b>	<b>8502.13</b>	<b>25</b>	<b>3075.45</b>

**ANALYSIS OF PRIORITY SECTOR ADVANCES UNDER EDUCATION**

As on 31.12.2016

Amt. ` in lakhs

Sl. No.	Banks	No. of A/Cs	Total O/S	Demand	Recovery		Overdues		Gross NPA		New Loans
				Raised	Amount	%	Amount	%	Amount	%	
1	ALB	16	461.00	18.00	3.00	17	15.00	83	3.00	1	43.20
2	AXIS	4	35.02	2.83	2.82	100	0.01	0	0.00	0	1.64
3	BAND	0	0.00	0.00	0.00	0	0.00	0	0.00	0	0.00
4	BOB	28	68.00	35.00	0.50	1	34.50	99	35.00	51	22.00
5	BOI	15	28.86	3.95	3.57	90	0.38	10	0.00	0	18.38
6	BOM	1	4.75	0.00	0.00	0	0.00	0	0.00	0	14.20
7	CAN	27	109.53	9.83	0.48	5	9.35	95	0.00	0	3.00
8	CBI	81	266.19	17.71	5.60	32	12.11	68	28.27	11	14.81
9	HDFC	3	12.00	0.45	0.26	58	0.19	42	0.00	0	0.00
10	ICICI	0	0.00	0.00	0.00	0	0.00	0	0.00	0	0.00
11	IDBI	4	36.43	0.00	0.00	0	0.00	0	0.00	0	27.20
12	INDUS	0	0.00	0.00	0.00	0	0.00	0	0.00	0	0.00
13	IOB	17	51.86	27.93	0.50	2	27.43	98	27.93	54	0.00
14	PNB	113	442.67	15.00	15.00	100	0.00	0	8.00	2	3.10
15	PSB	25	117.18	5.00	4.00	80	1.00	20	23.00	20	20.00
16	SBI	238	1830.84	52.63	13.65	26	38.98	74	38.04	2	132.25
17	SYN	11	13.00	0.00	0.00	0	0.00	0	0.00	0	3.00
18	UBI	105	411.38	83.98	39.07	47	44.91	53	70.70	17	22.91
19	UCO	45	180.77	12.23	2.77	23	9.46	77	0.00	0	6.16
20	UNION	0	0.00	0.00	0.00	0	0.00	0	0.00	0	0.00
21	VJB	20	54.00	9.00	9.00	100	0.00	0	0.00	0	28.00
22	YES	0	0.00	0.00	0.00		0.00	0	0.00	0	0.00
<b>ASCB_TOL</b>		<b>753</b>	<b>3733.48</b>	<b>293.54</b>	<b>100.22</b>	<b>34</b>	<b>193.32</b>	<b>66</b>	<b>233.94</b>	<b>6</b>	<b>359.85</b>
23	MRB	1	3.80	0.00	0.00	0	0.00	0	0.00	0	3.80
<b>RRB_TOL</b>		<b>1</b>	<b>3.80</b>	<b>0.00</b>	<b>0.00</b>	<b>0</b>	<b>0.00</b>	<b>0</b>	<b>0.00</b>	<b>0</b>	<b>3.80</b>
24	IUCB	1	2.00	2.00	0.00	0	2.00	100	2.00	100	0.00
25	MSCB	0	0.00	0.00	0.00	0	0.00	0	0.00	0	0.00
26	MPCB	4	1.39	1.39	0.00	0	1.39	100	0.89	64	0.00
27	MWCB	1	2.72	4.00	2.06	52	1.94	49	0.00	0	1.75
<b>CO-OP_TOL</b>		<b>6</b>	<b>6.11</b>	<b>5.39</b>	<b>2.06</b>	<b>38</b>	<b>3.33</b>	<b>62</b>	<b>2.89</b>	<b>47</b>	<b>1.75</b>
<b>TOTAL</b>		<b>760</b>	<b>3743.39</b>	<b>300.93</b>	<b>102.28</b>	<b>34</b>	<b>198.65</b>	<b>66</b>	<b>236.83</b>	<b>6</b>	<b>365.40</b>
<b>LAST FIGURE DATA</b>											
<b>TOTAL</b>		<b>804</b>	<b>3757.97</b>	<b>272.48</b>	<b>108.81</b>	<b>40</b>	<b>163.67</b>	<b>60</b>	<b>211.49</b>	<b>6</b>	<b>249.94</b>

**ANALYSIS OF PRIORITY SECTOR ADVANCES UNDER HOUSING**

As on 31.12.2016

Amt. ` in lakhs

Sl. No.	Banks	No. of A/Cs	Total O/S	Demand Raised	Recovery		Overdues		Gross NPA		New Loans
					AMT	%	AMT	%	AMT	%	
1	ALB	56	922.54	42.47	2.31	5	40.16	95	0.00	0	118.80
2	AXIS	280	289.73	10.37	3.34	32	7.03	68	0.00	0	73.97
3	BAND	0	0.00	0.00	0.00	0	0.00	0	0.00	0	0.00
4	BOB	209	1020.00	111.00	35.00	32	76.00	68	362.00	35	52.00
5	BOI	59	743.54	1.48	1.10	74	0.38	26	0.00	0	325.50
6	BOM	22	427.65	18.11	0.00	0	18.11	100	0.00	0	20.00
7	CAN	86	719.80	112.35	89.00	79	23.35	21	62.00	9	55.00
8	CBI	79	666.41	63.49	7.63	12	55.86	88	24.81	4	35.10
9	HDFC	77	117.01	25.08	17.08	68	8.00	32	0.26	0	30.97
10	ICICI	0	0.00	0.00	0.00	0	0.00	0	0.00	0	0.00
11	IDBI	13	188.48	0.00	0.00	0	0.00	0	0.00	0	50.00
12	INDUS	0	0.00	0.00	0.00	0	0.00	0	0.00	0	0.00
13	IOB	87	479.18	23.84	1.50	6	22.34	94	20.05	4	77.50
14	PNB	22	371.35	54.00	18.00	33	36.00	67	1.20	0	10.50
15	PSB	167	1374.13	61.60	58.00	94	3.60	6	17.00	1	129.50
16	SBI	1721	19427.24	277.89	180.97	65	96.92	35	101.79	1	5802.60
17	SYN	4	38.00	0.00	0.00	0	0.00	0	0.00	0	0.00
18	UBI	1945	13398.46	1065.29	560.99	53	504.30	47	262.03	2	1784.18
19	UCO	419	3652.84	127.74	69.74	55	58.00	45	230.10	6	414.30
20	UNION	1	19.74	0.00	0.00	0	0.00	0	0.00	0	0.00
21	VJB	158	975.11	107.00	58.60	55	48.40	45	0.00	0	215.10
22	YES	3	15.00	0.00	0.00	0	0.00	0	0.00	0	0.00
<b>ASCB_TOL</b>		<b>5408</b>	<b>44846.21</b>	<b>2101.71</b>	<b>1103.26</b>	<b>52</b>	<b>998.45</b>	<b>48</b>	<b>1081.24</b>	<b>2</b>	<b>9195.02</b>
23	MRB	198	844.52	135.19	103.66	77	31.53	23	153.85	18	114.30
<b>RRB_TOL</b>		<b>198</b>	<b>844.52</b>	<b>135.19</b>	<b>103.66</b>	<b>77</b>	<b>31.53</b>	<b>23</b>	<b>153.85</b>	<b>18</b>	<b>114.30</b>
24	IUCB	1456	1997.32	1138.90	389.04	34	749.86	66	1087.04	54	0.00
25	MSCB	143	86.45	29.48	10.30	35	19.18	65	19.18	22	0.51
26	MPCB	3	1.44	1.44	0.04	3	1.40	97	0.68	47	0.00
27	MWCB	14	56.21	20.21	8.16	40	12.05	60	5.08	9	7.00
<b>CO-OP_TOL</b>		<b>1616</b>	<b>2141.42</b>	<b>1190.03</b>	<b>407.54</b>	<b>34</b>	<b>782.49</b>	<b>66</b>	<b>1111.98</b>	<b>52</b>	<b>7.51</b>
<b>TOTAL</b>		<b>7222</b>	<b>47832.15</b>	<b>3426.93</b>	<b>1614.46</b>	<b>47</b>	<b>1812.47</b>	<b>53</b>	<b>2347.07</b>	<b>5</b>	<b>9316.83</b>
<b>LAST QUARTER DATA</b>											
<b>TOTAL</b>		<b>7779</b>	<b>47072.83</b>	<b>3547.15</b>	<b>1349.26</b>	<b>38</b>	<b>2388.54</b>	<b>67</b>	<b>2163</b>	<b>5</b>	<b>6983.34</b>



**ANALYSIS OF OTHER PRIORITY SECTOR ADVANCES**

As on 31.12.2016

Amt. ` in lakhs

Sl. No.	Banks	No. of A/Cs	Total O/S	Demand Raised	Recovery		Overdues		Gross NPA		New Loans
					Amt	%	Amt	%	Amt	%	
1	ALB	434	993.65	179.12	5.06	3	174.06	97	88.00	9	189.45
2	AXIS	758	5592.42	0.00	0.00	0	0.00	0	0.00	0	99.87
3	BAND	0	0.00	0.00	0.00	0	0.00	0	0.00	0	0.35
4	BOB	393	900.00	493.00	15.00	3	478.00	97	498.00	55	78.00
5	BOI	187	906.43	12.15	10.31	85	1.84	15	27.11	3	182.56
6	BOM	43	183.74	17.13	2.00	12	15.13	88	0.00	0	48.48
7	CAN	336	443.10	0.00	0.00	0	0.00	0	2.50	1	106.62
8	CBI	929	3759.14	830.40	130.10	16	700.30	84	569.32	15	109.83
9	HDFC	19	23.16	0.00	0.00	0	0.00	0	0.00	0	0.00
10	ICICI	0	0.00	0.00	0.00	0	0.00	0	0.00	0	0.00
11	IDBI	33	597.49	0.00	0.00	0	0.00	0	0.00	0	43.70
12	INDUS	0	0.00	0.00	0.00	0	0.00	0	0.00	0	0.00
13	IOB	89	115.78	9.89	8.68	88	1.21	12	5.46	5	93.47
14	PNB	103	268.97	0.00	0.00	0	0.00	0	0.00	0	7.00
15	PSB	142	1142.05	89.00	40.00	45	49.00	55	60.00	5	451.00
16	SBI	24429	35069.75	3093.78	1061.41	34	2032.37	66	1676.43	5	6558.58
17	SYN	22	127.49	0.00	0.00	0	0.00	0	0.00	0	0.00
18	UBI	5400	8933.20	1362.98	1083.74	80	279.24	20	600.48	7	1632.43
19	UCO	1367	1924.07	548.13	15.15	3	532.98	97	145.16	8	111.85
20	UNION	22	10.44	0.00	0.00	0	0.00	0	0.00	0	0.00
21	VJB	1332	2667.15	172.73	108.60	63	64.13	37	79.00	3	150.77
22	YES	0	0.00	0.00	0.00	0	0.00	0	0.00	0	0.00
ASCB_TOL		36038	63658.03	6808	2480.05	36	4328.26	64	3751	6	9864
23	MRB	2154	2960.77	200.48	146.92	73	53.56	27	93.91	3	647.81
RRB_TOL		2154	2960.77	200.48	146.92	73	53.56	27	93.91	3	647.81
24	IUCB	1004	5615.59	3790.94	1050.08	28	2740.86	72	3484.74	62	0.00
25	MSCB	786	836.49	609.88	59.26	10	550.62	90	630.34	75	27.89
26	MPCB	82	56.71	33.55	5.09	15	28.46	85	18.65	33	7.00
27	MWCB	111	192.09	40.19	5.00	12	35.19	88	9.65	5	121.55
CO-OP_TOL		1983	6700.88	4474.56	1119.43	25	3355.13	75	4143.38	62	156.44
TOTAL		40175	73319.68	11483.35	3746.40	33	7736.95	67	7988.75	11	10668.21
NEDFI, SIDBI & RIDF			31308.65								
GRAND TOTAL		40175	104628.33	11483.35	3746.40	33	7736.95	67	7988.75	8	10668.21
LAST QUARTER DATA											
GRAND TOTAL		40179	93435.05	11532.16	3662.7	32	7869.46	68	7248.36	8	7460.07

**ANALYSIS OF PRIORITY SECTOR ADVANCES UNDER CROP LOAN**  
**(INCLUDING KCC)**

As on 31.12.2016

Amt. ` in lakhs

Sl. No.	Banks	No. of A/Cs	Total O/S	Demand Raised	Recovery		Overdues		Gross NPA		New Loans
					Amt	%	Amt	%	Amt	%	
1	ALB	187	97.00	127.00	2.00	2	125.00	98	0.40	0	5.60
2	AXIS	0	0.00	0.00	0.00	0	0.00	0	0.00	0	0.00
3	BAND	0	0.00	0.00	0.00	0	0.00	0	0.00	0	0.00
4	BOB	15	20.00	1.00	0.00	0	1.00	100	15.00	75	0.00
5	BOI	149	79.58	2.19	0.00	0	2.19	100	0.00	0	6.96
6	BOM	0	0.00	0.00	0.00	0	0.00	0	0.00	0	0.00
7	CAN	374	263.74	0.00	0.00	0	0.00	0	146.94	56	0.00
8	CBI	277	161.30	20.70	15.20	73	5.50	27	6.10	4	1.00
9	HDFC	61	221.15	22.00	21.00	95	1.00	5	0.00	0	95.00
10	ICICI	494	332.95	0.00	0.00	0	0.00	0	0.00	0	175.10
11	IDBI	1304	667.30	0.00	0.00	0	0.00	0	0.00	0	44.80
12	INDUS	0	0.00	0.00	0.00	0	0.00	0	0.00	0	0.00
13	IOB	91	91.55	13.86	0.00	0	13.86	100	44.01	48	0.00
14	PNB	9098	5082.14	184.30	163.30	89	21.00	11	40.74	1	175.50
15	PSB	13	6.84	1.00	1.00	100	0.00	0	0.00	0	0.00
16	SBI	6465	3149.04	472.08	270.19	57	201.89	43	249.46	8	507.34
17	SYN	0	0.00	0.00	0.00	0	0.00	0	0.00	0	0.00
18	UBI	1105	357.09	159.28	111.91	70	47.37	30	12.55	4	90.20
19	UCO	353	311.28	22.20	4.36	20	17.84	80	4.20	1	16.20
20	UNION	0	0.00	0.00	0.00	0	0.00	0	0.00	0	0.00
21	VJB	0	0.00	0.00	0.00	0	0.00	0	0.00	0	0.00
22	YES	0	0.00	0.00	0.00	0	0.00	0	0.00	0	0.00
<b>ASCB_TOL</b>		<b>19986</b>	<b>10840.96</b>	<b>1025.61</b>	<b>588.96</b>	<b>57</b>	<b>436.65</b>	<b>43</b>	<b>519.40</b>	<b>5</b>	<b>1117.70</b>
23	MRB	6834	1983.40	180.00	132.25	73	47.75	27	33.79	2	200.69
<b>RRB_TOL</b>		<b>6834</b>	<b>1983.40</b>	<b>180.00</b>	<b>132.25</b>	<b>73</b>	<b>47.75</b>	<b>27</b>	<b>33.79</b>	<b>2</b>	<b>200.69</b>
24	IUCB	0	0.00	0.00	0.00	0	0.00	0	0.00	0	0.00
25	MSCB	56	13.53	6.58	0.90	14	5.68	86	5.88	43	7.81
26	MPCB	174	184.69	127.31	127.31	100	0.00	0	0.00	0	133.50
27	MWCB	0	0.00	0.00	0.00	0	0.00	0	0.00	0	0.00
<b>CO_OP-TOL</b>		<b>230</b>	<b>198.22</b>	<b>133.89</b>	<b>128.21</b>	<b>96</b>	<b>5.68</b>	<b>4</b>	<b>5.88</b>	<b>3</b>	<b>141.31</b>
<b>TOTAL</b>		<b>27050</b>	<b>13022.58</b>	<b>1339.50</b>	<b>849.42</b>	<b>63</b>	<b>490.08</b>	<b>37</b>	<b>559.07</b>	<b>4</b>	<b>1459.70</b>
<b>LAST QUARTER DATA</b>											
<b>TOTAL</b>		<b>27012</b>	<b>12825.32</b>	<b>1318.21</b>	<b>823.84</b>	<b>62</b>	<b>495.37</b>	<b>38</b>	<b>547.95</b>	<b>4</b>	<b>1221.20</b>

**PROGRESS ON PMEGP 2016-17**

As on 31.12.2016

Amt. ` in lakhs

Sl. No.	BANK	Target No.	Achievement	
			No. of Loan Sanctioned	Margin Money Released
1	ALB	70	18	48.53
2	AXIS	106	1	1.00
3	BOB	70	1	8.75
4	BOI	53	30	61.95
5	BOM	18	1	3.50
6	CAN	70	55	107.11
7	CBI	158	50	70.42
8	HDFC	123	0	0.00
9	ICICI	123	0	0.00
10	IDBI	18	1	3.50
11	INDUS	18	0	0.00
12	IOB	35	8	70.00
13	PNB	53	1	1.25
14	PSB	70	25	71.63
15	SBI	632	256	297.57
16	SYN	18	0	0.00
17	UBI	316	123	134.65
18	UCO	229	55	47.55
19	UNION	18	0	0.00
20	VJB	88	7	17.75
21	YES	18	0	0.00
<b>TOTAL</b>		<b>2304</b>	<b>632</b>	<b>945.16</b>

**WEAVERS CREDIT CARD 2016-17:**

As on 31.12.2016

Amt. ` in lakhs

BANK	Target	No. of Proposal Received	Sanctioned		Disbursed		Pending		Return/Reject
			No	Amt	No	Amt	Sanction	Disburse	
ALB	214	114	37	18.50	7	1.86	57	30	0
AXIS	320	218	0	0.00	0	0.00	218	0	0
BOB	214	214	0	0.00	0	0.00	214	0	0
BOI	160	110	0	0.00	0	0.00	110	0	0
BOM	53	53	0	0.00	0	0.00	53	0	0
CAN	214	191	0	0.00	0	0.00	191	0	0
CBI	480	213	0	0.00	0	0.00	213	0	0
HDFC	375	135	0	0.00	0	0.00	135	0	0
ICICI	375	254	0	0.00	0	0.00	254	0	0
IDBI	53	53	0	0.00	0	0.00	53	0	0
INDUS	53	53	0	0.00	0	0.00	53	0	0
IOB	107	107	0	0.00	0	0.00	107	0	0
PNB	107	102	0	0.00	0	0.00	102	0	0
PSB	214	159	0	0.00	0	0.00	159	0	0
SBI	1916	1120	0	0.00	0	0.00	1020	0	100
SYN	53	53	0	0.00	0	0.00	53	0	0
UBI	959	514	0	0.00	0	0.00	464	0	50
UCO	693	522	0	0.00	0	0.00	472	0	50
UNION	53	53	0	0.00	0	0.00	53	0	0
VJB	267	177	2	0.50	0	0.00	20	2	155
YES	53	53	0	0.00	0	0.00	53	0	0
<b>ASCB_TOL</b>	<b>6933</b>	<b>4468</b>	<b>39</b>	<b>19.00</b>	<b>7</b>	<b>1.86</b>	<b>4074</b>	<b>32</b>	<b>355</b>
MRB	1067	1070	28	5.82	28	5.82	1042	0	0
<b>RRB_TOL</b>	<b>1067</b>	<b>1070</b>	<b>28</b>	<b>5.82</b>	<b>28</b>	<b>5.82</b>	<b>1042</b>	<b>0</b>	<b>0</b>
IUCB	0	0	0	0.00	0	0.00	0	0	0
MSCB	0	0	0	0.00	0	0.00	0	0	0
MPCB	0	0	0	0.00	0	0.00	0	0	0
MWCB	0	0	0	0.00	0	0.00	0	0	0
<b>CO-OP_TOL</b>	<b>0</b>	<b>0</b>	<b>0</b>	<b>0.00</b>	<b>0</b>	<b>0.00</b>	<b>0</b>	<b>0</b>	<b>0</b>
<b>TOTAL</b>	<b>8000</b>	<b>5538</b>	<b>67</b>	<b>24.82</b>	<b>35</b>	<b>7.68</b>	<b>5116</b>	<b>32</b>	<b>355</b>

**DISTRICT-WISE ADVANCES UNDER KISAN CREDIT CARD (KCC)**

As on 31.12.2016

Amt. ` in lakhs

Sl. No.	District	Current year			Cumulative position	
		TARGET	No.of Cards Issued	Limit Sanctioned	No.of Cards Issued	Limit Sanctioned
1	THOUBAL	3528	347	160.11	8456	3845.19
2	KAKCHING	472	22	10.05	652	403.66
3	CHANDEL	298	46	25.16	1494	535.84
4	TENGNUPAL	202	61	23.40	1024	639.54
5	CHURACHANDPUR	842	326	155.47	4118	1972.14
6	PHERZAWL	0	0	0.00	0	0.00
7	SENAPATI	1156	253	123.48	4827	3243.86
8	KANGPOKPI	918	73	56.80	2554	595.55
9	IMPHAL WEST	8454	533	313.24	20551	10704.62
10	IMPHAL EAST	2000	750	333.79	6221	2568.20
11	JIRIBAM	0	0	0.00	0	0.00
12	BISHNUPUR	200	265	207.31	6695	2325.01
13	TAMENGLONG	526	0	0.00	134	12.55
14	NONEY	74	0	0.00	17	5.97
15	UKHRUL	768	24	9.60	566	127.09
16	KAMJONG	32	0	0.00	0	0.00
<b>TOTAL</b>		<b>19470</b>	<b>2700</b>	<b>1418.41</b>	<b>57309</b>	<b>26979.22</b>
<b>LAST QUARTER DATA</b>						
<b>TOTAL</b>		<b>19470</b>	<b>2288</b>	<b>1221.2</b>	<b>56882</b>	<b>26746.25</b>

**BANKWISE ADVANCES UNDER KISAN CREDIT CARD (KCC)**

As on 31.12.2016

Amt. ` in lakhs

Sl. No.	Banks	Current year			Cumulative position	
		Target	No.of Cards issued	Limit Sanctioned	No.of Cards issued	Limit Sanctioned
1	ALB	237	19	5.60	296	140.91
2	AXIS	521	0	0.00	0	0.00
3	BAND	0	0	0.00	0	0.00
4	BOB	628	0	0.00	348	173.97
5	BOI	237	15	6.96	45	24.10
6	BOM	30	0	0.00	0	0.00
7	CAN	79	0	0.00	356	179.39
8	CBI	556	2	1.00	666	567.32
9	HDFC	1046	17	95.25	40	283.88
10	ICICI	337	217	174.85	3976	2475.71
11	IDBI	160	79	44.80	820	390.02
12	INDUS	36	0	0.00	0	0.00
13	IOB	292	0	0.00	175	163.77
14	PNB	322	351	175.50	8718	4838.61
15	PSB	422	0	0.00	93	70.85
16	SBI	8472	866	466.05	24373	12647.76
17	SYN	52	0	0.00	0	0.00
18	UBI	3094	242	90.20	3698	981.43
19	UCO	384	33	16.20	452	217.32
20	UNION	14	0	0.00	0	0.00
21	VJB	383	0	0.00	46	34.65
22	YES	38	0	0.00	0	0.00
	<b>ASCB-TOL</b>	<b>17341</b>	<b>1841</b>	<b>1076.41</b>	<b>44102</b>	<b>23189.69</b>
23	MRB	953	730	200.69	12272	3407.01
	<b>RRB_TOL</b>	<b>953</b>	<b>730</b>	<b>200.69</b>	<b>12272</b>	<b>3407.01</b>
24	IUCB	786	0	0.00	0	0.00
25	MSCB	368	2	7.81	554	72.15
26	MPCB	6	127	133.50	380	306.47
27	MWCB	16	0	0.00	1	3.90
	<b>CO-OP-TOL</b>	<b>1176</b>	<b>129</b>	<b>141.31</b>	<b>935</b>	<b>382.52</b>
	<b>TOTAL</b>	<b>19470</b>	<b>2700</b>	<b>1418.41</b>	<b>57309</b>	<b>26979.22</b>
<b>LAST QUARTER DATA</b>						
	<b>TOTAL</b>	<b>19470</b>	<b>2448</b>	<b>1221.2</b>	<b>56882</b>	<b>26746.25</b>

**RECOVERY UNDER BAKIJAI CASES**

As on 31.12.2016

Amt. ` in lakhs

Sl. No.	Banks	Pending cases at the beginning of the quarter		Addition of cases during the quarter		Cases settled during the quarter		Pending cases at the close of the quarter	
		No	Amount	No	Amount	No	Amount	No	Amount
1	IUCB	0	0.00	0	0.00	0	0.00	0	0.00
2	MSCB	110	305.40	0	0.00	0	0.00	110	305.40
3	MPCB	0	0.00	0	0.00	0	0.00	0	0.00
4	MWCB	0	0.00	0	0.00	0	0.00	0	0.00
<b>TOTAL</b>		<b>110</b>	<b>305.40</b>	<b>0</b>	<b>0.00</b>	<b>0</b>	<b>0.00</b>	<b>110</b>	<b>305.40</b>
<b>LAST QUARTER DATA</b>									
<b>TOTAL</b>		<b>110</b>	<b>305.40</b>	<b>0</b>	<b>0.00</b>	<b>0</b>	<b>0.00</b>	<b>110</b>	<b>305.40</b>

**RECOVERY POSITION UNDER PMRY**

As on 31.12.2016

Amt. ` in lakhs

BANK	Total Outstanding		Demand	Recovery		Overdue
	No.	Amt.	Amt.	Amt.	%	Amt.
ALB	66	47.00	47.00	1.00	2	46.00
AXIS	0	0.00	0.00	0.00	0	0.00
BOB	4	5.00	0.00	0.00	0	0.00
BOI	0	0.00	0.00	0.00	0	0.00
BOM	0	0.00	0.00	0.00	0	0.00
CAN	0	0.00	0.00	0.00	0	0.00
CBI	60	6.72	6.75	0.15	2	6.60
HDFC	0	0.00	0.00	0.00	0	0.00
ICICI	0	0.00	0.00	0.00	0	0.00
IDBI	0	0.00	0.00	0.00	0	0.00
INDUS	0	0.00	0.00	0.00	0	0.00
IOB	0	0.00	0.00	0.00	0	0.00
PNB	117	143.00	85.92	19.81	23	66.11
PSB	167	165.00	165.00	0.00	0	165.00
SBI	11	26.43	15.10	0.28	2	14.82
SYN	0	0.00	0.00	0.00	0	0.00
UBI	400	195.47	195.37	3.29	2	192.08
UCO	20	15.50	11.00	2.10	19	8.90
UNION	0	0.00	0.00	0.00	0	0.00
VJB	163	131.87	131.87	0.00	0	131.87
YES	0	0.00	0.00	0.00	0	0.00
<b>ASCB_TOL</b>	<b>1008</b>	<b>735.99</b>	<b>658.01</b>	<b>26.63</b>	<b>4</b>	<b>631.38</b>

MRB	0.00	0.00	0.00	0.00	0	0.00
<b>RRB_TOL</b>	<b>0</b>	<b>0.00</b>	<b>0.00</b>	<b>0.00</b>	<b>0</b>	<b>0.00</b>
IUCB	0	0.00	0.00	0.00	0	0.00
MSCB	0	0.00	0.00	0.00	0	0.00
MPCB	0	0.00	0.00	0.00	0	0.00
MWCB	0	0.00	0.00	0.00	0	0.00
<b>CO-OP_TOL</b>	<b>0</b>	<b>0.00</b>	<b>0.00</b>	<b>0.00</b>	<b>0</b>	<b>0.00</b>
<b>TOTAL</b>	<b>1008</b>	<b>735.99</b>	<b>658.01</b>	<b>26.63</b>	<b>4</b>	<b>631.38</b>
<b>LAST QUARTER REPORT</b>						
<b>TOTAL</b>	<b>1008</b>	<b>736.30</b>	<b>658.21</b>	<b>25.83</b>	<b>4</b>	<b>632.38</b>

SLBC MANIPUR

48

DECEMBER, 2016

### RECOVERY POSITION UNDER SGSY

As on 31.12.2016

Amt. ` in lakhs

BANK	Total Outstanding		Demand	Recovery		Overdue
	No.	Amt.	Amt.	Amt.	%	Amt.
ALB	1	0.50	0.50	0.00	0	0.50
AXIS	0	0.00	0.00	0.00	0	0.00
BOB	0	0.00	0.00	0.00	0	0.00
BOI	0	0.00	0.00	0.00	0	0.00
BOM	0	0.00	0.00	0.00	0	0.00
CAN	0	0.00	0.00	0.00	0	0.00
CBI	144	29.00	15.00	1.00	7	14.00
HDFC	0	0.00	0.00	0.00	0	0.00
ICICI	0	0.00	0.00	0.00	0	0.00
IDBI	0	0.00	0.00	0.00	0	0.00
INDUS	0	0.00	0.00	0.00	0	0.00
IOB	0	0.00	0.00	0.00	0	0.00
PNB	22	13.20	5.00	2.30	46	2.70
PSB	11	1.98	0.00	0.00	0	0.00
SBI	67	25.05	9.51	0.93	10	8.58
SYN	0	0.00	0.00	0.00	0	0.00
UBI	212	62.65	59.62	12.02	20	47.60
UCO	35	2.88	1.21	0.07	6	1.14
UNION	0	0.00	0.00	0.00	0	0.00
VJB	0	0.00	0.00	0.00	0	0.00
YES	0	0.00	0.00	0.00	0	0.00
<b>ASCB_TOL</b>	<b>492</b>	<b>135.26</b>	<b>90.84</b>	<b>16.32</b>	<b>18</b>	<b>74.52</b>
MRB	20.00	4.12	2.96	2.32	78	0.64
<b>RRB_TOL</b>	<b>20</b>	<b>4.12</b>	<b>2.96</b>	<b>2.32</b>	<b>78</b>	<b>0.64</b>
IUCB	0	0.00	0.00	0.00	0	0.00
MSCB	2	2.30	2.30	0.00	0	2.30
MPCB	0	0.00	0.00	0.00	0	0.00
MWCB	0	0.00	0.00	0.00	0	0.00
<b>CO-OP_TOL</b>	<b>2</b>	<b>2.30</b>	<b>2.30</b>	<b>0.00</b>	<b>0.00</b>	<b>2.30</b>
<b>TOTAL</b>	<b>514</b>	<b>141.68</b>	<b>96.10</b>	<b>18.64</b>	<b>19</b>	<b>77.46</b>



**RECOVERY POSITION UNDER PMEGP**

As on 31.12.2016

Amt. ` in lakhs

BANK	Total Outstanding		Demand	Recovery		Overdue
	No.	Amt.	Amt.	Amt.	%	Amt.
ALB	139	195.00	71.00	5.00	7	66.00
AXIS	34	46.26	2.99	0.08	0	2.91
BOB	86	141.00	97.00	5.00	5	92.00
BOI	40	143.98	90.70	3.45	4	87.25
BOM	7	23.65	0.00	0.00	0	0.00
CAN	68	218.73	6.70	0.00	0	6.70
CBI	161	701.10	172.05	2.50	1	169.55
HDFC	10	10.87	4.76	0.59	12	4.17
ICICI	0	0.00	0.00	0.00	0	0.00
IDBI	0	0.00	0.00	0.00	0	0.00
INDUS	0	0.00	0.00	0.00	0	0.00
IOB	92	194.21	106.23	3.00	3	103.23
PNB	57	374.66	35.45	7.30	21	28.15
PSB	58	284.00	89.00	0.00	0	89.00
SBI	1081	3221.54	643.00	26.44	4	616.56
SYN	0	0.00	0.00	0.00	0	0.00
UBI	610	993.37	483.69	74.18	15	409.51
UCO	231	600.00	353.23	14.85	4	338.38
UNION	0	0.00	0.00	0.00	0	0.00
VJB	166	410.55	137.15	23.90	17	113.25
YES	0	0.00	0.00	0.00	0	0.00
<b>TOTAL</b>	<b>2840</b>	<b>7558.92</b>	<b>2292.95</b>	<b>166.29</b>	<b>7</b>	<b>2126.66</b>

**RECOVERY POSITION UNDER SHG**

As on 31.12.2016

Amt. ` in lakhs

BANK	Total Outstanding		Demand	Recovery		Overdue
	No.	Amt.	Amt.	Amt.		Amt.
ALB	4	3.00	1.00	0.00	0	1.00
AXIS	0	0.00	0.00	0.00	0	0.00
BOB	86	141.00	97.00	5.00	5	92.00
BOI	0	0.00	0.00	0.00	0	0.00
BOM	0	0.00	0.00	0.00	0	0.00
CAN	0	0.00	0.00	0.00	0	0.00
CBI	170	277.74	57.35	23.25	41	34.10
HDFC	0	0.00	0.00	0.00	0	0.00
ICICI	0	0.00	0.00	0.00	0	0.00
IDBI	0	0.00	0.00	0.00	0	0.00
INDUS	0	0.00	0.00	0.00	0	0.00
IOB	67	75.40	51.25	4.50	9	46.75
PNB	31	15.20	5.00	2.30	46	2.70
PSB	0	0.00	0.00	0.00	0	0.00
SBI	480	484.18	72.46	4.17	6	71.21
SYN	0	0.00	0.00	0.00	0	0.00
UBI	417	128.94	93.82	14.68	16	79.14
UCO	33	102.55	10.20	2.24	22	7.96
UNION	0	0.00	0.00	0.00	0	0.00
VJB	44	26.21	9.00	1.06	12	7.94
YES	0	0.00	0.00	0.00	0	0.00
<b>ASCB_TOL</b>	<b>1332</b>	<b>1254.22</b>	<b>397.08</b>	<b>57.20</b>	<b>14</b>	<b>342.80</b>
MRB	1107.00	491.27	102.13	74.49	73	27.64
<b>RRB_TOL</b>	<b>1107</b>	<b>491.27</b>	<b>102.13</b>	<b>74.49</b>	<b>73</b>	<b>27.64</b>
IUCB	1	1	1	0	12	1
MSCB	2	2.30	2.30	0.00	0	2.30
MPCB	0	0.00	0.00	0.00	0	0.00
MWCB	0	0.00	0.00	0.00	0	0.00
<b>CO-OP_TOL</b>	<b>3</b>	<b>3.38</b>	<b>3.53</b>	<b>0.15</b>	<b>4</b>	<b>3.38</b>
<b>TOTAL</b>	<b>2442</b>	<b>1748.87</b>	<b>502.74</b>	<b>131.84</b>	<b>26</b>	<b>373.82</b>

**RECOVERY CAMPS CONDUCTED BY THE BANKS**

As on 31.12.2016

Amt. ` in lakhs

Sr. No.	Bank	No. of Recovery camp		Recovery Made	
		Current Quarter	Current Year	A/C No.	Amt.
1	ALB	3	8	44	59.00
2	AXIS	0	0	0	0.00
3	BAND	0	0	0	0.00
4	BOB	1	2	60	50.00
5	BOI	0	0	0	0.00
6	BOM	0	0	0	0.00
7	CAN	0	2	5	0.50
8	CBI	0	0	0	0.00
9	HDFC	0	0	0	0.00
10	ICICI	0	0	0	0.00
11	IDBI	0	0	0	0.00
12	INDUS	0	0	0	0.00
13	IOB	0	0	0	0.00
14	PNB	0	1	5	2.60
15	PSB	0	3	25	32.00
16	SBI	0	0	0	0.00
17	SYN	0	0	0	0.00
18	UBI	1	30	370	62.77
19	UCO	0	0	0	0.00
20	UNION	0	0	0	0.00
21	VJB	0	0	0	0.00
22	YES	0	0	0	0.00
<b>ASCB_TOL</b>		<b>5</b>	<b>46</b>	<b>509</b>	<b>206.87</b>
23	MRB	0	6	19	0.92
<b>RRB_TOL</b>		<b>0</b>	<b>6</b>	<b>19</b>	<b>0.92</b>
24	IUCB	0	53	46	6.12
25	MSCB	0	14	133	17.62
26	MPCB	0	0	0	0.00
27	MWCB	0	0	0	0.00
<b>CO-OP_TOL</b>		<b>0</b>	<b>67</b>	<b>179</b>	<b>23.74</b>
<b>TOTAL</b>		<b>5</b>	<b>166</b>	<b>734</b>	<b>236.73</b>

**JOINT RECOVERY DRIVES WITH GOVT. AUTHORITIES**

As on 31.12.2016

Amt. ` in lakhs

Sr. No.	Bank	No. of Re_camp		Recovery Made	
		Curr.Qtr	Curr. Yr	No.	Amt.
1	PNB	0	3	9	4.57
2	UBI	0	1	11	1.24
<b>TOTAL</b>		<b>0</b>	<b>4</b>	<b>20</b>	<b>5.81</b>

**REVIEW OF DCC / DLRC MEETING HELD FOR THE FINANCIAL YEAR  
2016-17**

Sl. No.	District	Lead Bank	Date of DCC Meeting				Dates of DLRC Meeting			
			1 <sup>st</sup> Qtr.	2 <sup>nd</sup> Qtr.	3 <sup>rd</sup> Qtr.	4 <sup>th</sup> Qtr.	1 <sup>st</sup> Qtr.	2 <sup>nd</sup> Qtr.	3 <sup>rd</sup> Qtr.	4 <sup>th</sup> Qtr.
1	Thoubal	S B I	26.09.16							
2	Chandel		19.10.16	18.01.17			19.10.16	18.01.17		
3	Chura-chandpur		14.09.16	24.01.17			14.09.16	24.01.17		
4	Senapati		27.09.16				27.09.16			
5	Imphal-West		07.10.16	06.01.17			07.10.16	06.01.17		
6	Imphal-East	U B I	26.09.16				26.09.16			
7	Bishnupur		23.09.16	27.12.16			23.09.16	27.12.16		
8	Tameng-long		09.09.16				09.09.16			
9	Ukhul		27.07.16				27.07.16			

**STATISTICAL INFORMATIONS****(A) Details of advances to sensitive sectors**

As on 31.12.2016

Amt. ` in lakhs

BANK	MINORITY COMMUNITY		SC/ST		WOMEN BENEFICIARY		WEAKER SECTION		PHYSICALLY HANDICAPED	
	A/C	AMT	A/C	AMT	A/C	AMT	A/C	AMT	A/C	AMT
ALB	324	154.96	361	497.40	450	339.49	589	562.68	5	3.68
AXIS	33	228.62	28	258.73	227	444.50	221	338.83	0	0.00
BAND	0	0.00	0	0.00	0	0.00	0	0.00	0	0.00
BOB	218	548.53	306	648.11	1108	1539.62	1466	1848.04	1	0.25
BOI	7	11.00	26	37.60	60	194.23	0	0.00	0	0.00
BOM	0	0.00	6	60.15	35	311.69	0	0.00	0	0.00
CAN	246	333.21	140	288.85	831	743.11	159	296.79	0	0.00
CBI	122	301.22	205	139.88	701	1033.82	636	2101.81	0	0.00
HDFC	32	128.01	28	133.99	1224	2169.43	1025	1029.98	0	0.00
ICICI	278	265.07	4758	5501.67	7428	8219.31	7022	6739.27	0	0.00
IDBI	1283	664.57	1159	619.59	545	252.50	1196	649.24	1	5.00
INDUS	0	0.00	0	0.00	0	0.00	0	0.00	0	0.00
IOB	120	233.55	189	277.36	328	282.44	36	9.79	0	0.00
PNB	5837	3592.93	5913	3620.13	3274	2527.50	7057	4736.41	0	0.00
PSB	74	179.00	197	254.00	352	400.50	382	808.00	0	0.00
SBI	23697	23794.23	24342	24857.57	16629	16200.66	18611	20279.24	11	10.72
SYN	42	88.27	42	88.27	31	46.00	0	0.00	0	0.00
UBI	6674	7044.09	7443	8388.82	4104	5552.44	6514	8117.01	12	6.32
UCO	130	405.60	333	804.17	768	1169.79	322	1408.50	4	2.56
UNION	0	0.00	0	0.00	0	0.00	10	4.36	0	0.00
VJB	247	414.66	266	792.85	555	814.61	379	566.85	0	0.00
YES	0	0.00	0	0.00	0	0.00	0	0.00	0	0.00
<b>ASCB_TOL</b>	<b>39364</b>	<b>38387.52</b>	<b>45742</b>	<b>47269.14</b>	<b>38650</b>	<b>42241.64</b>	<b>45625</b>	<b>49496.80</b>	<b>34</b>	<b>28.53</b>
MRB	2195	830.86	2223	1183.89	9414	3461.86	21234	6000.41	0	0.00
<b>RRB_TOL</b>	<b>2195</b>	<b>830.86</b>	<b>2223</b>	<b>1183.89</b>	<b>9414</b>	<b>3461.86</b>	<b>21234</b>	<b>6000.41</b>	<b>0</b>	<b>0.00</b>
IUCB	1041	535.67	534	677.58	2992	2530.71	9439	5744.64	7	6.92
MSCB	2780	3060.52	4464	5330.46	68	83.48	802	1750.10	0	0.00
MPCB	24	8.49	106	67.82	438	242.16	818	578.82	0	0.00
MWCB	5	1.88	1	0.35	599	263.60	599	265.91	0	0.00
<b>CO-OP_TOL</b>	<b>3850</b>	<b>3606.56</b>	<b>5105</b>	<b>6076.21</b>	<b>4097</b>	<b>3119.95</b>	<b>11658</b>	<b>8339.47</b>	<b>7</b>	<b>6.92</b>
<b>TOTAL</b>	<b>45409</b>	<b>42824.94</b>	<b>53070</b>	<b>54529.24</b>	<b>52161</b>	<b>48823.45</b>	<b>78517</b>	<b>63836.68</b>	<b>41</b>	<b>35.45</b>

LAST QUARTER DATA

TOTAL	45221	42598.76	52590	54071.51	50997	47607.46	77093	62339.24	41	35.45
-------	-------	----------	-------	----------	-------	----------	-------	----------	----	-------

SLBC MANIPUR \_\_\_\_\_ 54 \_\_\_\_\_ DECEMBER, 2016

## **STATISTICAL INFORMATIONS**

### **(B) ADVANCES UNDER TRANSPORT OPERATOR SCHEME**

As on 31.12.2016

Amt. ` in lakhs

SL. NO.	Banks	No. of A/Cs	Total O/S	Demand Rised	Recovery		Overdue
					Amt	%	
1	ALB	33	301.00	17.00	3.00	18	14.00
2	AXIS	0	0.00	0.00	0.00	0	0.00
3	BAND	0	0.00	0.00	0.00	0	0.00
4	BOB	0	0.00	0.00	0.00	0	0.00
5	BOI	54	100.57	5.45	5.25	96	0.20
6	BOM	0	0.00	0.00	0.00	0	0.00
7	CAN	3	15.20	9.62	9.62	100	0.00
8	CBI	12	52.65	25.00	11.11	44	13.89
9	HDFC	0	0.00	0.00	0.00	0	0.00
10	ICICI	0	0.00	0.00	0.00	0	0.00
11	IDBI	21	108.83	0.00	0.00	0	0.00
12	INDUS	0	0.00	0.00	0.00	0	0.00
13	IOB	4	8.15	0.54	0.54	100	0.00
14	PNB	8	4.60	0.40	0.30	75	0.10
15	PSB	6	53.00	3.00	1.00	33	2.00
16	SBI	621	1078.93	52.45	42.56	81	9.89
17	SYN	21	45.94	0.00	0.00	0	0.00
18	UBI	648	1241.04	686.88	151.61	22	535.27
19	UCO	14	312.58	1.60	1.35	84	0.25
20	UNION	0	0.00	0.00	0.00	0	0.00
21	VJB	70	497.41	79.30	50.10	63	29.20
22	YES	0	0.00	0.00	0.00	0	0.00
<b>ASCB TOL</b>		<b>1515</b>	<b>3819.90</b>	<b>881.24</b>	<b>276.44</b>	<b>31</b>	<b>604.80</b>
23	MRB	36	85.03	8.63	6.68	77	1.95
<b>RRB TOL</b>		<b>36</b>	<b>85.03</b>	<b>8.63</b>	<b>6.68</b>	<b>77</b>	<b>1.95</b>
24	IUCB	157	363.80	364.97	25.70	7	339.27
25	MSCB	25	198.62	0.00	0.00	0	0.00
26	MPCB	6	2.48	2.48	0.10	4	2.38
27	MWCB	0	0.00	0.00	0.00	0	0.00
<b>CO-OP TOL</b>		<b>188</b>	<b>564.90</b>	<b>367.45</b>	<b>25.80</b>	<b>7</b>	<b>341.65</b>
<b>TOTAL</b>		<b>1739</b>	<b>4469.83</b>	<b>1257.32</b>	<b>308.92</b>	<b>25</b>	<b>948.40</b>

**(C) POSITIONS OF ADVANCES AND RECOVERY UNDER DRI SCHEME**

As on 31.12.2016

Amt. ` in lakhs

BANK	Total Outstanding		Demand	Recovery		Overdue
	No.	Amt.	Amt.	Amt.	%	Amt.
ALB	0	0.00	0.00	0.00	0	0.00
AXIS	0	0.00	0.00	0.00	0	0
BOB	0	0.00	0.00	0.00	0	0.00
BOI	0	0.00	0.00	0.00	0	0.00
BOM	0	0.00	0.00	0.00	0	0.00
CAN	10	1.22	0.40	0.25	63	0.15
CBI	6	0.99	0.99	0.25	25	0.74
HDFC	0	0.00	0.00	0.00	0	0.00
ICICI	0	0.00	0.00	0.00	0	0.00
IDBI	0	0.00	0.00	0.00	0	0.00
INDUS	0	0.00	0.00	0.00	0	0.00
IOB	4	0.85	0.85	0.15	18	0.70
PNB	0	0.00	0.00	0.00	0	0.00
PSB	11	1.98	0.00	0.00	0	0.00
SBI	34	2.30	0.80	0.10	13	0.70
SYN	0	0.00	0.00	0.00	0	0.00
UBI	45	3.43	0.68	0.55	81	0.13
UCO	5	0.90	0.46	0.06	13	0.40
UNION	0	0.00	0.00	0.00	0	0.00
VJB	0	0.00	0.00	0.00	0	0.00
YES	0	0.00	0.00	0.00	0	0.00
<b>ASCB_TOL</b>	<b>115</b>	<b>11.67</b>	<b>4.18</b>	<b>1.36</b>	<b>33</b>	<b>2.82</b>
MRB	0	0.00	0.00	0.00	0	0.00
<b>RRB_TOL</b>	<b>0</b>	<b>0.00</b>	<b>0.00</b>	<b>0.00</b>	<b>0</b>	<b>0.00</b>
IUCB	0	0.00	0.00	0.00	0	0.00
MSCB	0	0.00	0.00	0.00	0	0.00
MPCB	0	0.00	0.00	0.00	0	0.00
MWCB	0	0.00	0.00	0.00	0	0.00
<b>CO-OP_TOL</b>	<b>0</b>	<b>0.00</b>	<b>0.00</b>	<b>0.00</b>	<b>0</b>	<b>0.00</b>
<b>TOTAL</b>	<b>115</b>	<b>11.67</b>	<b>4.18</b>	<b>1.36</b>	<b>33</b>	<b>2.82</b>

**BANKWISE FLCC CAMPS****As on 31.12.2016****POSITION OF FLCC CAMPS HELD FOR THE YEARS**

SL. NO.	BANK	2011-12	2012-13	2013-14	2014-15	2015-16	2016-17
1	ALB	0	0	0	0	0	0
2	AXIS	0	0	0	0	0	0
3	BAND	0	0	0	0	0	0
4	BOB	0	0	0	2	1	0
5	BOI	0	0	0	2	0	0
6	BOM	0	0	0	1	0	0
7	CAN	0	0	0	2	1	1
8	CBI	0	0	0	1	3	0
9	HDFC	0	0	0	28	2	0
10	ICICI	0	0	0	1	5	0
11	IDBI	0	0	0	4	1	0
12	INDUS	0	0	0	0	0	0
13	IOB	0	0	0	0	0	1
14	PNB	0	0	0	1	0	0
15	PSB	0	0	0	7	1	2
16	SBI	3	1	32	47	13	27
17	SYN	0	0	0	0	0	0
18	UBI	0	8	11	26	13	20
19	UCO	0	0	1	1	6	0
20	UNION	0	0	0	0	0	0
21	VJB	0	0	3	7	11	0
22	YES	0	0	0	0	0	0
23	MRB	4	15	21	14	62	39
24	IUCB	0	0	0	4	0	9
25	MSCB	0	0	0	2	0	3
26	MPCB	0	0	0	0	0	0
27	MWCB	0	0	0	0	0	0



28	NABARD	0	0	0	29	11	0
29	NABARD Funded NGOs	0	0	0	39	52	64
<b>TOTAL</b>		<b>7</b>	<b>24</b>	<b>68</b>	<b>218</b>	<b>182</b>	<b>166</b>

### **DETAILS OF FLCC CAMPS HELD DURING THE YEAR 2016-17**

<b>Bank</b>	<b>Name of Village</b>	<b>Date of camp held</b>	<b>District</b>
CAN	Charangpat	19.09.2016	Thoubal
IOB	Moirang Pural Village	19.09.2016	Senapati
PSB	Langthabal Kunja Moidangpok		Imphal West
SBI	St. Joseph School	03.05.2016	Senapati
	Laii Village	07.05.2016	Senapati
	Don Bosco College	10.05.2016	Senapati
	Vengnuam	22.06.2016	Churachandpur
	Liwa Sarei	29.06.2016	Chandel
	Laii Village	07.05.2016	Senapati
	Nambol Ward No. 4	08.07.2016	Bishnupur
	Hebron Veng	02.07.2016	Churachandpur
	Leishangthem	14.07.2016	Thoubal
	Rayburn College	15.07.2016	Churachandpur
	Lamlai Bazar	22.07.2016	Imphal East
	Azufii Christian College	27.07.2016	Senapati
	Chiengkongpang	06.09.2016	Churachandpur
	Hodam Leirak	29.09.2016	Imphal West
	Tuibong Community Hall	04.10.2016	Churachandpur
	Ngairangbam	10.10.2016	Imphal West
	Gouchinkhup Veng	11.10.2016	Churachandpur
	Thana Wangkhei Leikai	13.10.2016	Imphal West
	Thiyam Leikai	14.10.2016	Senapati
	JNV Mao	21.10.2016	Imphal West
Dorcas Veng	31.10.2016	Churachandpur	
Bamdiar Rising Club	07.12.2016	Imphal West	
Purul	07.12.2016	Senapati	
Oinam	07.12.2016	Senapati	
Maiba	07.12.2016	Senapati	
Lairenjam	23.12.2016	Imphal West	
Nambol Sanskrit College	28.12.2016	Bishnupur	

UBI	Waithou	31.07.2016	Thoubal
	Champanagar	10.09.2016	Imphal East
	Bakhal	11.09.2016	Imphal East
	Chingdong Leikai	12.09.2016	Imphal
	Pungdongbam GP	02.10.2016	Imphal East
	Kangla S. Sang GP	02.10.2016	Imphal East
	Sawombung GP	02.10.2016	Imphal East
	Ngangkhalawai	17.10.2016	Bishnupur
	Tushar	02.11.2016	Ukhrul
	Shangshak khullen	03.11.2016	Ukhrul
	Uyal Laikon	03.11.2016	Thoubal
	Ithing	04.11.2016	Bishnupur
	Kaprang	05.11.2016	Thoubal
	Kwakta part-II	30.11.2016	Bishnupur
	Athokpam khunou	01.12.2016	Thoubal
	Sekta Mayai leikai	02.12.2016	Imphal East
	Hayel Hangoon	03.12.2016	Thoubal
	Islamabad	06.12.2016	Imphal East
Jarolpokpi	07.12.2016	Imphal East	
Jukuradhor-I	08.12.2016	Imphal East	

Bank	Name of Village	Date of camp held	District
------	-----------------	-------------------	----------

MRB	MRB Lilong Branch	16.05.2016	Thoubal
	Senam Village	26.06.2016	Chandel
	Takhel Village	28.07.2016	Imphal East
	Tokpaching Village	29.07.2016	Thoubal
	Phumlou Village	30.07.2016	Imphal West
	Top awang Leikai	06.08.2016	Imphal East
	Naharup Awang Leikai	08.08.2016	Imphal East
	Pangei Bazar	12.08.2016	Imphal East
	Yurembam	13.08.2016	Imphal West
	Tm kasom Village	23.08.2016	Ukhrul
	Uyumpok	26.08.2016	Imphal East
	Oinam	26.08.2016	Bishnupur
	Lamshang	26.08.2016	Imphal West
	Heinou Khongnembi	26.08.2016	Imphal West
	Chahmol Village	27.08.2016	Chandel
	Heirok Part I	09.09.2016	Thoubal
	Wakha Village	10.09.2016	Imphal East
	Tangkham	28.09.2016	Imphal East
	Longmai Village	28.09.2016	Tamenglong
	Thoyee (Thawai) Village	30.09.2016	Ukhrul
	Kshetri Bengoon Part - i	02.10.2016	Imphal East
	Kairembikhok Village	18.10.2016	Thoubal
	Maisnam Nongthomba Leikai	18.10.2016	Imphal West
	Shantipur Village	21.10.2016	Imphal West
	Singjamei Chinga Mathak	22.10.2016	Imphal West
	Sambei Village	28.10.2016	Imphal East
	Kumari High School	03.11.2016	Imphal West
	Public School, Oinam	03.11.2016	Bishnupur
	Naharup Pangong	03.11.2016	Imphal East
	Moirang Kampu Sajeb	03.11.2016	Imphal East
	Cambridge School, New Lamka	04.11.2016	Churachandpur
	Mega school Manipur	04.11.2016	Imphal East
	Thambalkhong G.P. Ghar	04.11.2016	Imphal East
Top dusara G.P. Ghar	04.11.2016	Imphal East	
Bamdiar Khabam	04.11.2016	Imphal West	
Comet School, Ghari	04.11.2016	Imphal West	
Khundrapam Makha Leikai	11.11.2016	Imphal East	
Nagamapal Soram Leirak	15.11.2016	Imphal West	
Sagolband Kangabam Leikai	18.12.2016	Imphal West	
IUCB	Tingri	08.10.2016	Imphal West
	Malom Tuliha	09.10.2016	Imphal West
	Malom Tuliya	09.10.2016	Imphal West
	Maharabi	10.10.2016	Imphal West
	Mayang Langjing	13.10.2016	Imphal West
	Heibongpokpi	13.10.2016	Imphal West
	Lilong Nagar Panchayat Ward No. 5	14.10.2016	Imphal West
Lilong Nagar Panchayat Ward No. 3	16.10.2016	Imphal West	
Lilong Nagar Panchayat Ward No. 1	18.10.2016	Imphal West	
MSCB	Heigrujam Kamong	04.08.2016	Imphal West
	Langthabal Kunja	25.10.2016	Imphal West
	Phayeng Sabal Leikai	26.10.2016	Imphal West
NABARD & NGOs	Khangchiuluan	12.07.2016	Tamenglong
	Kangvai	12.07.2016	Churachandpur
	Thiyamkonjil	18.07.2016	Imphal East
	Mualnuam	22.07.2016	Churachandpur
	Tuima Kangkap	23.07.2016	Churachandpur
	Jolzam	26.07.2016	Churachandpur
	Mission compound, Lanva BDO	27.07.2016	Churachandpur
Molvaiphei	29.07.2016	Churachandpur	

Bank	Name of Village	Date of camp held	District
NABARD & NGOs	Lingsiphai	07.08.2016	Churachandpur
	Chakama village	28.08.2016	Ukhrul
	Kangpokpi village	06.09.2016	Senapati
	Ningthoukhong Kha Lamlong Bazar	07.09.2016	Bishnupur
	Uyumpok Mamang Leikai	12.09.2016	Imphal East
	Amana colony	14.09.2016	Tamenglong
	District Council Area	15.09.2016	Tamenglong
	Takhel village development hall	16.09.2016	Imphal East
	Oinamlong village	17.09.2016	Tamenglong
	Kaimai village	18.09.2016	Tamenglong
	Moirangpurel village	19.09.2016	Imphal East
	Kyamgei Mayai Leikai	11.10.2016	Imphal East
	Kyamgei Maning Leikai	13.10.2016	Imphal East
	Kiyamgei Muslim Awang	16.10.2016	Imphal East
	Sirarakhong village	17.10.2016	Ukhrul
	Kiyamgei Muslim Makha	21.10.2016	Imphal East
	Paomata village	21.10.2016	Senapati
	Trinity Public School	24.10.2016	Tamenglong
	Kangmong Meisnam Mayai Leikai	24.10.2016	Imphal West
	Chanam Sandrok village	24.10.2016	Imphal East
	Kyamgei Awang Leikai	25.10.2016	Imphal East
	Don Bosco High School	25.10.2016	Tamenglong
	Pretty Lamb Institute	26.10.2016	Tamenglong
	Riha village	26.10.2016	Ukhrul
	Kendriya Vidyalaya	27.10.2016	Tamenglong
	Sacred Heart Church	29.10.2016	Tamenglong
	Ngoiphai village	30.10.2016	Churachandpur
	Leishiphung village	30.10.2016	Senapati
	Leinganching (S-Laho) village	30.10.2016	Ukhrul
	Green Land	30.10.2016	Tamenglong
	Sangaithel village	03.11.2016	Imphal West
	Khabi Bamdar village	04.11.2016	Imphal West
	New Boljang village	05.11.2016	Churachandpur
	Lajangphai village	06.11.2016	Churachandpur
	Waiton village	08.11.2016	Imphal East
	Khongman village	09.11.2016	Imphal East
	Sibilong village	11.11.2016	Tamenglong
	Thangmeiband	11.11.2016	Imphal West
	Zeme Naga Baptist Church	12.11.2016	Tamenglong
	Peniel village	12.11.2016	Churachandpur
	Tolen village	12.11.2016	Tamenglong
	Tollen village	13.11.2016	Churachandpur
	Tarbung village	13.11.2016	Tamenglong
	Town Baptist Church	14.11.2016	Tamenglong
	Marangjing 3	15.11.2016	Tamenglong
	Halang village	15.11.2016	Ukhrul
	Marangjing 5	16.11.2016	Tamenglong
	Longmai 1	17.11.2016	Tamenglong
	Ringuira village	17.11.2016	Ukhrul
	K Salbung village	19.11.2016	Churachandpur
Monglenphai village	20.11.2016	Churachandpur	
EAC Training Centre, Rengkai Road	23.11.2016	Churachandpur	
EAC Training Centre, Rengkai Road	24.11.2016	Churachandpur	
Kholmun village	26.11.2016	Churachandpur	
Bethel village	27.11.2016	Churachandpur	

### **Progress under One Time Settlement Scheme**

As on 31.12.2016

Amt. ` in lakhs

<b>SL. NO.</b>	<b>BANK</b>	<b>NO. OF NPA A/Cs SETTLED</b>	<b>AMOUNT INVOLVED</b>
1	ALB	44	59.00
2	AXIS	0	0.00
3	BAND	0	0.00
4	BOB	0	0.00
5	BOI	0	0.00
6	BOM	0	0.00
7	CAN	0	0.00
8	CBI	0	0.00
9	HDFC	0	0.00
10	ICICI	0	0.00
11	IDBI	0	0.00
12	INDUS	0	0.00
13	IOB	10	22.00
14	PNB	2	2.65
15	PSB	3	2.00
16	SBI	55	0.19
17	SYN	0	0.00
18	UBI	46	45.28
19	UCO	50	100.00
20	UNION	0	0.00
21	VJB	0	0.00
22	YES	0	0.00
<b>ASCB_TOL</b>		<b>210</b>	<b>231.12</b>
23	MRB	41	11.26
<b>RRB_TOL</b>		<b>41</b>	<b>11.26</b>
24	IUCB	0	0.00
25	MSCB	107	58.56
26	MPCB	0	0.00
27	MWCB	0	0.00
<b>CO-OP_TOL</b>		<b>107</b>	<b>58.56</b>
<b>TOTAL</b>		<b>358</b>	<b>300.94</b>

**Progress under Financial inclusion: issue of General Purpose Credit Card (GCC)**

As on 31.12.2016

Amt. ` in lakhs

Sl.No.	Banks	Current quarter			Cumulative Position	
		Target	Cards	Sanctioned Amt.	Cards	Sanctioned Amt.
1	ALB	0	0	0.00	10	0.92
2	AXIS	0	0	0.00	0	0.00
3	BOB	0	0	0.00	315	131.97
4	BOI	0	0	0.00	0	0.00
5	BOM	0	0	0.00	0	0.00
6	CAN	0	0	0.00	0	0.00
7	CBI	0	0	0.00	0	0.00
8	HDFC	0	0	0.00	0	0.00
9	ICICI	0	0	0.00	0	0.00
10	IDBI	0	0	0.00	0	0.00
11	INDUS	0	0	0.00	0	0.00
12	IOB	0	0	0.00	40	18.00
13	PNB	0	0	0.00	21	5.25
14	PSB	0	0	0.00	0	0.00
15	SBI	0	0	0.00	463	93.05
16	SYN	0	0	0.00	0	0.00
17	UBI	0	0	0.00	51	13.45
18	UCO	0	0	0.00	19	4.18
19	UNION	0	0	0.00	0	0.00
20	VJB	0	0	0.00	29	7.30
21	YES	0	0	0.00	0	0.00
<b>ASCB_TOL</b>		<b>0</b>	<b>0</b>	<b>0.00</b>	<b>948</b>	<b>274.12</b>
22	MRB	0	0	0.00	586	72.17
<b>RRB_TOL</b>		<b>0</b>	<b>0</b>	<b>0.00</b>	<b>586</b>	<b>72.17</b>
23	IUCB	0	0	0.00	440	81.53
24	MSCB	0	0	0.00	20	5.75
25	MPCB	0	0	0.00	0	0.00
26	MWCB	0	0	0.00	0	0.00
<b>CO-OP-TOL</b>		<b>0</b>	<b>0</b>	<b>0.00</b>	<b>460</b>	<b>87.28</b>
<b>TOTAL</b>		<b>0</b>	<b>0</b>	<b>0.00</b>	<b>1994</b>	<b>433.57</b>
<b>LAST QUARTER DATA</b>						
<b>TOTAL</b>		<b>7605</b>	<b>0</b>	<b>0.00</b>	<b>1994</b>	<b>433.57</b>



## DISTRICTWISE PERFORMANCE UNDER ACP 2016-17

### 1. NAME OF THE DISTRICT: THOUBAL

As on 31.12.2016

Lead Bank: State Bank of India

Amt. ` in lakhs

BANK	AGL & ALLIED ACTIVITIES			INDUSTRY LOAN			EDUCATION LOAN			HOUSING LOAN			RENEWABLE ENERGY			SOCIAL INFRASTRUCTURE			OTHER PRIORITY SECTOR			NON-PRIORITY		
	Target	Ach	%	Target	Ach	%	Target	Ach	%	Target	Ach	%	Target	Ach	%	Target	Ach	%	Target	Ach	%	Target	Ach	%
BOI	96.00	10.79	11	60.00	118.72	198	8.00	4.00	50	17.00	117.50	691	3.00	0.00	0	2.00	0.00	0	48.00	0.00	0	127.00	95.60	75
CAN	28.00	0.00	0	17.00	0.00	0	5.00	0.00	0	5.00	15.00	300	1.00	0.00	0	2.00	0.00	0	14.00	96.00	686	37.00	20.00	54
CBI	17.00	0.00	0	11.00	0.00	0	5.00	0.00	0	5.00	0.00	0	1.00	0.00	0	2.00	0.00	0	10.00	0.00	0	23.00	0.00	0
HDFC	524.00	164.85	31	328.00	5.67	2	40.00	0.00	0	92.00	2.31	3	14.00	0.00	0	10.00	0.00	0	262.00	0.00	0	695.00	249.00	36
ICICI	49.00	555.38	1133	31.00	0.00	0	5.00	0.00	0	9.00	0.00	0	1.00	0.00	0	2.00	0.00	0	25.00	0.00	0	65.00	4.71	7
IOB	157.00	4.00	3	98.00	9.00	9	13.00	0.00	0	28.00	17.50	63	4.00	0.00	0	3.00	0.00	0	79.00	2.00	3	208.00	7.68	4
PNB	0.00	0.00	0	0.00	0.00	0	0.00	0.00	0	0.00	0.00	0	0.00	0.00	0	0.00	0.00	0	0.00	0.00	0	0.00	0.00	0
SBI	1227.00	60.06	5	763.00	9.39	1	89.00	0.00	0	208.00	129.39	62	33.00	0.00	0	22.00	0.00	0	605.00	47.15	8	1625.00	1272.09	78
UBI	875.00	179.83	21	547.00	45.78	8	68.00	0.00	0	153.00	95.55	62	23.00	0.00	0	16.00	0.00	0	437.00	7.10	2	1159.00	18.60	2
<b>ASCB_TOL</b>	<b>2973.00</b>	<b>974.91</b>	<b>33</b>	<b>1855.00</b>	<b>188.56</b>	<b>10</b>	<b>233.00</b>	<b>4.00</b>	<b>2</b>	<b>517.00</b>	<b>377.25</b>	<b>73</b>	<b>80.00</b>	<b>0.00</b>	<b>0</b>	<b>59.00</b>	<b>0.00</b>	<b>0</b>	<b>1480.00</b>	<b>152.25</b>	<b>10</b>	<b>3939.00</b>	<b>1667.68</b>	<b>42</b>
MRB	428.00	188.97	44	267.00	52.74	20	34.00	0.00	0	75.00	15.00	20	11.00	0.00	0	8.00	0.00	0	214.00	163.86	77	567.00	27.66	5
<b>RRB_TOL</b>	<b>428.00</b>	<b>188.97</b>	<b>44</b>	<b>267.00</b>	<b>52.74</b>	<b>20</b>	<b>34.00</b>	<b>0.00</b>	<b>0</b>	<b>75.00</b>	<b>15.00</b>	<b>20</b>	<b>11.00</b>	<b>0.00</b>	<b>0</b>	<b>8.00</b>	<b>0.00</b>	<b>0</b>	<b>214.00</b>	<b>163.86</b>	<b>77</b>	<b>567.00</b>	<b>27.66</b>	<b>5</b>
MSCB	128.00	13.61	11	80.00	0.00	0	10.00	0.00	0	22.00	0.51	2	3.00	0.00	0	2.00	0.00	0	64.00	2.53	4	170.00	2.10	1
<b>CO-OP_TOL</b>	<b>128.00</b>	<b>13.61</b>	<b>11</b>	<b>80.00</b>	<b>0.00</b>	<b>0</b>	<b>10.00</b>	<b>0.00</b>	<b>0</b>	<b>22.00</b>	<b>0.51</b>	<b>2</b>	<b>3.00</b>	<b>0.00</b>	<b>0</b>	<b>2.00</b>	<b>0.00</b>	<b>0</b>	<b>64.00</b>	<b>2.53</b>	<b>4</b>	<b>170.00</b>	<b>2.10</b>	<b>1</b>
<b>TOTAL</b>	<b>3529.00</b>	<b>1177.49</b>	<b>33</b>	<b>2202.00</b>	<b>241.30</b>	<b>11</b>	<b>277.00</b>	<b>4.00</b>	<b>1</b>	<b>614.00</b>	<b>392.76</b>	<b>64</b>	<b>94.00</b>	<b>0.00</b>	<b>0</b>	<b>69.00</b>	<b>0.00</b>	<b>0</b>	<b>1758.00</b>	<b>318.64</b>	<b>18</b>	<b>4676.00</b>	<b>1697.44</b>	<b>36</b>



**2. NAME OF THE DISTRICT: KAKCHING****As on 31.12.2016****Lead Bank: State Bank of India****Amt. ` in lakhs**

BANK	AGL & ALLIED ACTIVITIES			INDUSTRY LOAN			EDUCATION LOAN			HOUSING LOAN			RENEWABLE ENERGY			SOCIAL INFRASTRUCTURE			OTHER PRIORITY SECTOR			NON-PRIORITY		
	Target	Ach	%	Target	Ach	%	Target	Ach	%	Target	Ach	%	Target	Ach	%	Target	Ach	%	Target	Ach	%	Target	Ach	%
ALB	7.00	2.00	29	10.00	0.00	0	5.00	0.00	0	5.00	18.00	360	1.00	0.00	0	2.00	0.00	0	10.00	65.15	652	10.00	8.58	86
AXIS	91.00	308.03	338	57.00	9.27	16	7.00	0.00	0	16.00	0.00	0	2.00	0.00	0	2.00	0.00	0	46.00	0.00	0	121.00	167.69	139
SBI	357.00	31.41	9	221.00	12.00	5	26.00	0.00	0	60.00	385.30	642	9.00	0.00	0	7.00	0.00	0	176.00	49.20	28	472.00	654.52	139
UBI	0.00	0.00	0	0.00	0.00	0	0.00	0.00	0	0.00	0.00	0	0.00	0.00	0	0.00	0.00	0	0.00	0.00	0	0.00	0.00	0
UCO	16.00	0.00	0	10.00	15.00	150	5.00	0.00	0	5.00	0.00	0	1.00	0.00	0	2.00	0.00	0	10.00	5.97	60	21.00	0.00	0
ASCB_TOL	471.00	341.44	72	298.00	36.27	12	43.00	0.00	0	86.00	403.30	469	13.00	0.00	0	13.00	0.00	0	242.00	120.32	50	624.00	830.79	133
MRB	0.00	0.00	0	0.00	0.00	0	0.00	0.00	0	0.00	0.00	0	0.00	0.00	0	0.00	0.00	0	0.00	2.53	0	0.00	8.00	0
MRB_TOL	0.00	0.00	0	0.00	0.00	0	0.00	0.00	0	0.00	0.00	0	0.00	0.00	0	0.00	0.00	0	0.00	2.53	0	0.00	8.00	0
MSCB	0.00	0.00	0	0.00	0.00	0	0.00	0.00	0	0.00	0.00	0	0.00	0.00	0	0.00	0.00	0	0.00	0.00	0	0.00	0.00	0
CO-OP_TOL	0.00	0.00	0	0.00	0.00	0	0.00	0.00	0	0.00	0.00	0	0.00	0.00	0	0.00	0.00	0	0.00	0.00	0	0.00	0.00	0
TOTAL	471.00	341.44	72	298.00	36.27	12	43.00	0.00	0	86.00	403.30	469	13.00	0.00	0	13.00	0.00	0	242.00	122.85	51	624.00	838.79	134

**3. NAME OF THE DISTRICT: CHANDEL****As on 31.12.2016****Lead Bank: State Bank of India****Amt. ` in lakhs**

BANK	AGL & ALLIED ACTIVITIES			INDUSTRY LOAN			EDUCATION LOAN			HOUSING LOAN			RENEWABLE ENERGY			SOCIAL INFRASTRUCTURE			OTHER PRIORITY SECTOR			NON-PRIORITY		
	Target	Ach	%	Target	Ach	%	Target	Ach	%	Target	Ach	%	Target	Ach	%	Target	Ach	%	Target	Ach	%	Target	Ach	%
SBI	286.00	50.20	18	578.00	0.00	0	25.00	0.00	0	171.00	199.00	116	5.00	0.00	0	44.00	0.00	0	865.00	472.34	55	1182.00	990.02	84
UCO	12.00	0.00	0	23.00	0.00	0	5.00	0.00	0	7.00	0.00	0	1.00	0.00	0	2.00	0.00	0	35.00	0.00	0	48.00	48.00	100
TOTAL	298.00	50.20	17	601.00	0.00	0	30.00	0.00	0	178.00	199.00	112	6.00	0.00	0	46.00	0.00	0	900.00	472.34	52	1230.00	1038.02	84

**4. NAME OF THE DISTRICT: TENGNOUNAL****As on 31.12.2016****Lead Bank: State Bank of India****Amt. ` in lakhs**

BANK	AGL & ALLIED ACTIVITIES			INDUSTRY LOAN			EDUCATION LOAN			HOUSING LOAN			RENEWABLE ENERGY			SOCIAL INFRASTRUCTURE			OTHER PRIORITY SECTOR			NON-PRIORITY		
	Target	Ach	%	Target	Ach	%	Target	Ach	%	Target	Ach	%	Target	Ach	%	Target	Ach	%	Target	Ach	%	Target	Ach	%
AXIS	0.00	0.00	0	0.00	0.00	0	0.00	0.00	0	0.00	0.00	0	0.00	0.00	0	0.00	0.00	0	0.00	19.06	0	0.00	0.00	0
SBI	125.00	64.49	52	250.00	0.00	0	15.00	0.00	0	74.00	18.00	24	3.00	0.00	0	20.00	0.00	0	375.00	107.28	29	514.00	904.06	176
UBI	72.00	5.60	8	144.00	0.00	0	10.00	0.00	0	43.00	0.00	0	1.00	0.00	0	12.00	0.00	0	217.00	3.00	1	296.00	15.00	5
UCO	0.00	0.00	0	0.00	0.00	0	0.00	0.00	0	0.00	0.00	0	0.00	0.00	0	0.00	0.00	0	0.00	0.00	0	0.00	0.00	0
<b>ASCB_TOL</b>	<b>197.00</b>	<b>70.09</b>	<b>36</b>	<b>394.00</b>	<b>0.00</b>	<b>0</b>	<b>25.00</b>	<b>0.00</b>	<b>0</b>	<b>117.00</b>	<b>18.00</b>	<b>15</b>	<b>4.00</b>	<b>0.00</b>	<b>0</b>	<b>32.00</b>	<b>0.00</b>	<b>0</b>	<b>592.00</b>	<b>129.34</b>	<b>22</b>	<b>810.00</b>	<b>919.06</b>	<b>113</b>
MRB	5.00	7.49	150	5.00	0.00	0	5.00	0.00	0	5.00	0.00	0	1.00	0.00	0	2.00	0.00	0	8.00	2.44	31	10.00	0.00	0
<b>MRB_TOL</b>	<b>5.00</b>	<b>7.49</b>	<b>150</b>	<b>5.00</b>	<b>0.00</b>	<b>0</b>	<b>5.00</b>	<b>0.00</b>	<b>0</b>	<b>5.00</b>	<b>0.00</b>	<b>0</b>	<b>1.00</b>	<b>0.00</b>	<b>0</b>	<b>2.00</b>	<b>0.00</b>	<b>0</b>	<b>8.00</b>	<b>2.44</b>	<b>31</b>	<b>10.00</b>	<b>0.00</b>	<b>0</b>
<b>TOTAL</b>	<b>202.00</b>	<b>77.58</b>	<b>38</b>	<b>399.00</b>	<b>0.00</b>	<b>0</b>	<b>30.00</b>	<b>0.00</b>	<b>0</b>	<b>122.00</b>	<b>18.00</b>	<b>15</b>	<b>5.00</b>	<b>0.00</b>	<b>0</b>	<b>34.00</b>	<b>0.00</b>	<b>0</b>	<b>600.00</b>	<b>131.78</b>	<b>22</b>	<b>820.00</b>	<b>919.06</b>	<b>112</b>

**5. NAME OF THE DISTRICT: CHURACHANDPUR****As on 31.12.2016****Lead Bank: State Bank of India****Amt. ` in lakhs**

BANK	AGL & ALLIED ACTIVITIES			INDUSTRY LOAN			EDUCATION LOAN			HOUSING LOAN			RENEWABLE ENERGY			SOCIAL INFRASTRUCTURE			OTHER PRIORITY SECTOR			NON-PRIORITY		
	Target	Ach	%	Target	Ach	%	Target	Ach	%	Target	Ach	%	Target	Ach	%	Target	Ach	%	Target	Ach	%	Target	Ach	%
AXIS	94.00	140.00	149	47.00	3.90	8	8.00	0.00	0	45.00	0.00	0	3.00	0.00	0	6.00	0.00	0	94.00	0.00	0	234.00	0.00	0
CAN	29.00	184.14	635	14.00	0.00	0	4.00	0.00	0	14.00	0.00	0	1.00	0.00	0	2.00	0.00	0	29.00	0.00	0	72.00	0.00	0
CBI	27.00	0.00	0	13.00	0.00	0	4.00	0.00	0	13.00	0.00	0	1.00	0.00	0	2.00	0.00	0	27.00	0.00	0	66.00	0.00	0
HDFC	140.00	0.00	0	70.00	23.13	33	14.00	0.00	0	70.00	0.00	0	5.00	0.00	0	9.00	0.00	0	140.00	0.00	0	349.00	248.61	71
ICICI	25.00	45.00	180	12.00	0.00	0	4.00	0.00	0	12.00	0.00	0	1.00	0.00	0	2.00	0.00	0	25.00	0.00	0	62.00	6.72	11
SBI	1000.00	167.81	17	598.00	166.80	28	114.00	6.50	6	700.00	630.46	90	40.00	0.00	0	75.00	0.00	0	1192.00	695.68	58	2984.00	2593.13	87
UBI	350.00	346.99	99	188.00	12.00	6	36.00	6.85	19	400.00	425.35	106	12.00	0.00	0	22.00	0.00	0	377.00	95.34	25	942.00	14.29	2
UCO	54.00	0.20	0	27.00	0.00	0	4.00	0.00	0	135.00	53.43	40	2.00	0.00	0	4.00	0.00	0	54.00	1.16	2	135.00	0.00	0
VJB	35.00	2.50	7	23.00	4.50	20	4.00	0.00	0	72.00	45.10	63	2.00	0.00	0	3.00	0.00	0	46.00	49.77	108	116.00	2.50	2
<b>ASCB_TOL</b>	<b>1754.00</b>	<b>886.64</b>	<b>51</b>	<b>992.00</b>	<b>210.33</b>	<b>21</b>	<b>192.00</b>	<b>13.35</b>	<b>7</b>	<b>1461.00</b>	<b>1154.34</b>	<b>79</b>	<b>67.00</b>	<b>0.00</b>	<b>0</b>	<b>125.00</b>	<b>0.00</b>	<b>0</b>	<b>1984.00</b>	<b>841.95</b>	<b>42</b>	<b>4960.00</b>	<b>2865.25</b>	<b>58</b>
MRB	5.00	1.50	30	2.00	14.15	708	4.00	0.00	0	10.00	0.00	0	1.00	0.00	0	1.00	0.00	0	5.00	4.65	93	12.00	0.00	0
<b>RRB_TOL</b>	<b>5.00</b>	<b>1.50</b>	<b>30</b>	<b>2.00</b>	<b>14.15</b>	<b>708</b>	<b>4.00</b>	<b>0.00</b>	<b>0</b>	<b>10.00</b>	<b>0.00</b>	<b>0</b>	<b>1.00</b>	<b>0.00</b>	<b>0</b>	<b>1.00</b>	<b>0.00</b>	<b>0</b>	<b>5.00</b>	<b>4.65</b>	<b>93</b>	<b>12.00</b>	<b>0.00</b>	<b>0</b>
MSCB	11.00	0.00	0	6.00	0.00	0	4.00	0.00	0	10.00	0.00	0	1.00	0.00	0	1.00	0.00	0	11.00	0.00	0	28.00	25.00	89
<b>CO-OP_TOL</b>	<b>11.00</b>	<b>0.00</b>	<b>0</b>	<b>6.00</b>	<b>0.00</b>	<b>0</b>	<b>4.00</b>	<b>0.00</b>	<b>0</b>	<b>10.00</b>	<b>0.00</b>	<b>0</b>	<b>1.00</b>	<b>0.00</b>	<b>0</b>	<b>1.00</b>	<b>0.00</b>	<b>0</b>	<b>11.00</b>	<b>0.00</b>	<b>0</b>	<b>28.00</b>	<b>25.00</b>	<b>89</b>
<b>TOTAL</b>	<b>1770.00</b>	<b>888.14</b>	<b>50</b>	<b>1000.00</b>	<b>224.48</b>	<b>22</b>	<b>200.00</b>	<b>13.35</b>	<b>7</b>	<b>1481.00</b>	<b>1154.34</b>	<b>78</b>	<b>69.00</b>	<b>0.00</b>	<b>0</b>	<b>127.00</b>	<b>0.00</b>	<b>0</b>	<b>2000.00</b>	<b>846.60</b>	<b>42</b>	<b>5000.00</b>	<b>2890.25</b>	<b>58</b>

**6. NAME OF THE DISTRICT: PHERZAWL - Since ACP target was not allotted for the district, hence report for the district is not shown.**

**7. NAME OF THE DISTRICT: SENAPATI**

**As on 31.12.2016**

**Lead Bank: State Bank of India**

**Amt. ` in lakhs**

BANK	AGL & ALLIED ACTIVITIES			INDUSTRY LOAN			EDUCATION LOAN			HOUSING LOAN			RENEWABLE ENERGY			SOCIAL INFRASTRUCTURE			OTHER PRIORITY SECTOR			NON-PRIORITY		
	Target	Ach	%	Target	Ach	%	Target	Ach	%	Target	Ach	%	Target	Ach	%	Target	Ach	%	Target	Ach	%	Target	Ach	%
CBI	100.00	0.00	0	80.00	0.00	0	9.00	0.00	0	18.00	0.00	0	1.00	0.00	0	7.00	0.00	0	145.00	0.00	0	100.00	0.00	0
HDFC	160.00	0.00	0	110.00	0.00	0	0.00	0.00	0	8.00	0.00	0	0.00	0.00	0	6.00	0.00	0	170.00	0.00	0	160.00	0.00	0
SBI	1430.00	160.01	11	700.00	58.25	8	30.00	32.68	109	198.00	625.80	316	5.00	0.00	0	61.00	0.00	0	1300.00	556.50	43	1600.00	2580.97	161
UBI	275.00	7.32	3	150.00	38.48	26	25.00	0.00	0	28.00	34.00	121	2.00	0.00	0	28.00	0.00	0	288.00	37.95	13	100.00	0.00	0
UCO	50.00	0.00	0	60.00	0.00	0	12.00	0.00	0	16.00	0.00	0	2.00	0.00	0	7.00	0.00	0	105.00	0.00	0	80.00	0.00	0
<b>TOTAL</b>	<b>2015.00</b>	<b>167.33</b>	<b>8</b>	<b>1100.00</b>	<b>96.73</b>	<b>9</b>	<b>76.00</b>	<b>32.68</b>	<b>43</b>	<b>268.00</b>	<b>659.80</b>	<b>246</b>	<b>10.00</b>	<b>0.00</b>	<b>0</b>	<b>109.00</b>	<b>0.00</b>	<b>0</b>	<b>2008.00</b>	<b>594.45</b>	<b>30</b>	<b>2040.00</b>	<b>2580.97</b>	<b>127</b>

**8. NAME OF THE DISTRICT: KANGPOKPI**

**As on 31.12.2016**

**Lead Bank: State Bank of India**

**Amt. ` in lakhs**

BANK	AGL & ALLIED ACTIVITIES			INDUSTRY LOAN			EDUCATION LOAN			HOUSING LOAN			RENEWABLE ENERGY			SOCIAL INFRASTRUCTURE			OTHER PRIORITY SECTOR			NON-PRIORITY		
	Target	Ach	%	Target	Ach	%	Target	Ach	%	Target	Ach	%	Target	Ach	%	Target	Ach	%	Target	Ach	%	Target	Ach	%
ALB	90.00	0.00	0	60.00	0.00	0	4.00	0.00	0	15.00	0.00	0	0.00	0.00	0	8.00	0.00	0	70.00	0.00	0	80.00	0.00	0
IOB	0.00	24.58	0	0.00	0.00	0	0.00	0.00	0	0.00	0.00	0	0.00	0.00	0	0.00	0.00	0	0.00	91.47	0	0.00	6.59	0
SBI	1100.00	57.60	5	470.00	15.42	3	45.00	4.28	10	110.00	16.00	15	3.00	0.00	0	41.00	0.00	0	932.00	161.25	17	1300.00	1779.42	137
VJB	100.00	0.00	0	80.00	0.00	0	10.00	0.00	0	20.00	0.00	0	0.00	0.00	0	8.00	0.00	0	120.00	0.00	0	100.00	0.00	0
<b>ASCB_TOL</b>	<b>1290.00</b>	<b>82.18</b>	<b>6</b>	<b>610.00</b>	<b>15.42</b>	<b>3</b>	<b>59.00</b>	<b>4.28</b>	<b>7</b>	<b>145.00</b>	<b>16.00</b>	<b>11</b>	<b>3.00</b>	<b>0.00</b>	<b>0</b>	<b>57.00</b>	<b>0.00</b>	<b>0</b>	<b>1122.00</b>	<b>252.72</b>	<b>23</b>	<b>1480.00</b>	<b>1786.01</b>	<b>121</b>
MSCB	70.00	0.00	0	30.00	0.00	0	0.00	0.00	0	0.00	0.00	0	0.00	0.00	0	0.00	0.00	0	30.00	0.00	0	30.00	1.30	4
<b>CO-OP_TOL</b>	<b>70.00</b>	<b>0.00</b>	<b>0</b>	<b>30.00</b>	<b>0.00</b>	<b>0</b>	<b>0.00</b>	<b>0.00</b>	<b>0</b>	<b>0.00</b>	<b>0.00</b>	<b>0</b>	<b>0.00</b>	<b>0.00</b>	<b>0</b>	<b>0.00</b>	<b>0.00</b>	<b>0</b>	<b>30.00</b>	<b>0.00</b>	<b>0</b>	<b>30.00</b>	<b>1.30</b>	<b>4</b>
<b>TOTAL</b>	<b>1360.00</b>	<b>82.18</b>	<b>6</b>	<b>640.00</b>	<b>15.42</b>	<b>2</b>	<b>59.00</b>	<b>4.28</b>	<b>7</b>	<b>145.00</b>	<b>16.00</b>	<b>11</b>	<b>3.00</b>	<b>0.00</b>	<b>0</b>	<b>57.00</b>	<b>0.00</b>	<b>0</b>	<b>1152.00</b>	<b>252.72</b>	<b>22</b>	<b>1510.00</b>	<b>1787.31</b>	<b>118</b>

## 9. NAME OF THE DISTRICT: IMPHAL WEST

As on 31.12.2016

Lead Bank: State Bank of India

Amt. ` in lakhs

BANK	AGL & ALLIED ACTIVITIES			INDUSTRY LOAN			EDUCATION LOAN			HOUSING LOAN			RENEWABLE ENERGY			SOCIAL INFRASTRUCTURE			OTHER PRIORITY SECTOR			NON-PRIORITY		
	Target	Ach	%	Target	Ach	%	Target	Ach	%	Target	Ach	%	Target	Ach	%	Target	Ach	%	Target	Ach	%	Target	Ach	%
SBI	4894.00	159.97	3	2173.00	1922.71	88	538.00	65.96	12	3330.00	3066.52	92	70.00	0.00	0	25.00	0.00	0	5436.00	4092.68	75	7251.00	19583.37	270
ALB	250.00	14.00	6	148.00	11.00	7	37.00	43.20	117	307.00	94.00	31	5.00	0.00	0	2.00	0.00	0	374.00	6.30	2	494.00	123.00	25
AXIS	1242.00	39.94	3	552.00	13.77	2	100.00	1.64	2	846.00	36.66	4	19.00	0.00	0	8.00	0.00	0	1417.00	0.00	0	1838.00	226.89	12
BAND	0.00	81.00	0	0.00	313.00	0	0.00	0.00	0	0.00	0.00	0	0.00	0.00	0	0.00	0.00	0	0.00	0.35	0	0.00	17.00	0
BOB	850.00	0.00	0	377.00	3.00	1	94.00	22.00	23	579.00	52.00	9	12.00	0.00	0	5.00	0.00	0	943.00	78.00	8	1258.00	50.00	4
BOI	43.00	8.50	20	19.00	95.00	500	5.00	14.38	288	29.00	96.00	331	1.00	0.00	0	1.00	0.00	0	48.00	182.56	380	63.00	65.00	103
BOM	40.00	0.00	0	18.00	0.00	0	5.00	14.20	284	27.00	20.00	74	1.00	0.00	0	1.00	0.00	0	44.00	48.48	110	59.00	35.80	61
CAN	42.00	0.00	0	19.00	45.00	237	5.00	3.00	60	29.00	30.00	103	1.00	0.00	0	1.00	0.00	0	47.00	0.00	0	63.00	204.00	324
CBI	397.00	96.70	24	176.00	40.50	23	44.00	14.10	32	271.00	35.10	13	6.00	0.00	0	2.00	0.00	0	441.00	99.50	23	588.00	50.10	9
HDFC	514.00	317.69	62	229.00	65.75	29	57.00	0.00	0	350.00	28.66	8	8.00	0.00	0	3.00	0.00	0	571.00	0.00	0	762.00	1288.00	169
ICICI	238.00	2881.45	1211	106.00	121.19	114	26.00	0.00	0	162.00	0.00	0	4.00	0.00	0	1.00	0.00	0	264.00	0.00	0	352.00	856.55	243
IDBI	223.00	48.16	22	144.00	143.53	100	36.00	27.20	76	220.00	50.00	23	5.00	0.00	0	2.00	0.00	0	459.00	43.70	10	479.00	96.77	20
INDUS	48.00	0.00	0	22.00	0.00	0	5.00	0.00	0	33.00	0.00	0	1.00	0.00	0	1.00	0.00	0	54.00	0.00	0	72.00	0.00	0
IOB	184.00	2.00	1	82.00	22.00	27	20.00	0.00	0	126.00	60.00	48	3.00	0.00	0	1.00	0.00	0	205.00	0.00	0	273.00	5.00	2
PNB	241.00	0.00	0	107.00	0.00	0	27.00	0.00	0	165.00	0.00	0	4.00	0.00	0	1.00	0.00	0	268.00	0.00	0	358.00	6.00	2
PSB	236.00	0.00	0	105.00	25.00	24	26.00	0.00	0	161.00	95.00	59	4.00	0.00	0	1.00	0.00	0	262.00	335.00	128	349.00	99.00	28
SYN	69.00	0.00	0	31.00	10.00	32	8.00	3.00	38	47.00	0.00	0	1.00	0.00	0	1.00	0.00	0	77.00	0.00	0	102.00	0.00	0
UBI	1715.00	91.08	5	762.00	32.88	4	191.00	13.31	7	1169.00	1080.72	92	26.00	0.00	0	10.00	0.00	0	1906.00	1018.88	53	2541.00	1212.05	48
UCO	296.00	80.00	27	132.00	20.00	15	33.00	0.00	0	202.00	150.00	74	5.00	0.00	0	2.00	0.00	0	329.00	30.00	9	439.00	0.00	0
UNION	18.00	0.80	4	8.00	10.23	128	5.00	0.00	0	15.00	0.00	0	1.00	0.00	0	1.00	0.00	0	20.00	0.00	0	27.00	81.96	304
VJB	415.00	63.00	15	185.00	48.00	26	46.00	28.00	61	283.00	170.00	60	6.00	0.00	0	3.00	0.00	0	461.00	101.00	22	615.00	209.00	34
YES	51.00	0.00	0	23.00	0.00	0	6.00	0.00	0	35.00	0.00	0	1.00	0.00	0	1.00	0.00	0	57.00	0.00	0	75.00	0.00	0
<b>ASCB_TOL</b>	<b>12006.00</b>	<b>3884.29</b>	<b>32</b>	<b>5418.00</b>	<b>2942.56</b>	<b>54</b>	<b>1314.00</b>	<b>249.99</b>	<b>19</b>	<b>8386.00</b>	<b>5064.66</b>	<b>60</b>	<b>184.00</b>	<b>0.00</b>	<b>0</b>	<b>73.00</b>	<b>0.00</b>	<b>0</b>	<b>13683.00</b>	<b>6036.45</b>	<b>44</b>	<b>18058.00</b>	<b>24209.49</b>	<b>134</b>
MRB	316.00	230.74	73	140.00	54.53	39	35.00	3.80	11	215.00	91.80	43	5.00	0.00	0	2.00	0.00	0	351.00	275.36	78	467.00	31.51	7
<b>RRB_TOL</b>	<b>316.00</b>	<b>230.74</b>	<b>73</b>	<b>140.00</b>	<b>54.53</b>	<b>39</b>	<b>35.00</b>	<b>3.80</b>	<b>11</b>	<b>215.00</b>	<b>91.80</b>	<b>43</b>	<b>5.00</b>	<b>0.00</b>	<b>0</b>	<b>2.00</b>	<b>0.00</b>	<b>0</b>	<b>351.00</b>	<b>275.36</b>	<b>78</b>	<b>467.00</b>	<b>31.51</b>	<b>7</b>
IUCB	772.00	0.00	0	343.00	0.00	0	86.00	0.00	0	526.00	0.00	0	12.00	0.00	0	5.00	0.00	0	858.00	0.00	0	1143.00	1043.70	91
MSCB	202.00	22.10	11	90.00	72.00	80	22.00	0.00	0	138.00	0.00	0	3.00	0.00	0	1.00	0.00	0	225.00	11.83	5	300.00	58.87	20
MWCB	21.00	73.51	350	9.00	0.00	0	5.00	1.75	35	15.00	7.00	47	1.00	0.00	0	1.00	23.00	2300	24.00	121.55	506	32.00	65.50	205
<b>CO-OP_TOL</b>	<b>995.00</b>	<b>95.61</b>	<b>10</b>	<b>442.00</b>	<b>72.00</b>	<b>16</b>	<b>113.00</b>	<b>1.75</b>	<b>2</b>	<b>679.00</b>	<b>7.00</b>	<b>1</b>	<b>16.00</b>	<b>0.00</b>	<b>0</b>	<b>7.00</b>	<b>23.00</b>	<b>329</b>	<b>1107.00</b>	<b>133.38</b>	<b>12</b>	<b>1475.00</b>	<b>1168.07</b>	<b>79</b>
<b>TOTAL</b>	<b>13317.00</b>	<b>4210.64</b>	<b>32</b>	<b>6000.00</b>	<b>3069.09</b>	<b>51</b>	<b>1462.00</b>	<b>255.54</b>	<b>17</b>	<b>9280.00</b>	<b>5163.46</b>	<b>56</b>	<b>205.00</b>	<b>0.00</b>	<b>0</b>	<b>82.00</b>	<b>23.00</b>	<b>28</b>	<b>15141.00</b>	<b>6445.19</b>	<b>43</b>	<b>20000.00</b>	<b>25409.07</b>	<b>127</b>

**10. NAME OF THE DISTRICT: IMPHAL EAST**

As on 31.12.2016

Lead Bank: United Bank of India

Amt. ` in lakhs

BANK	AGL & ALLIED ACTIVITIES			INDUSTRY LOAN			EDUCATION LOAN			HOUSING LOAN			RENEWABLE ENERGY			SOCIAL INFRASTRUCTURE			OTHER PRIORITY SECTOR			NON-PRIORITY		
	Target	Ach	%	Target	Ach	%	Target	Ach	%	Target	Ach	%	Target	Ach	%	Target	Ach	%	Target	Ach	%	Target	Ach	%
SBI	631.12	53.13	8	568.01	28.95	5	75.73	22.83	30	378.67	473.27	125	6.00	0.00	0	2.00	0.00	0	833.07	208.15	25	1136.01	2615.67	230
ALB	6.04	145.73	2413	5.44	0.00	0	0.73	0.00	0	3.63	6.80	187	1.00	0.00	0	0.50	0.00	0	7.98	118.00	1479	10.88	0.00	0
AXIS	76.43	39.55	52	68.79	8.14	12	9.17	0.00	0	45.86	37.31	81	1.00	0.00	0	0.50	0.00	0	100.89	80.81	80	137.58	0.81	1
BOI	136.77	55.28	40	123.09	103.75	84	16.41	0.00	0	82.06	112.00	136	2.00	0.00	0	1.00	0.00	0	180.53	0.00	0	246.18	7.70	3
CAN	6.07	8.00	132	5.46	84.00	1538	0.73	0.00	0	3.64	10.00	275	1.00	0.00	0	0.50	0.00	0	8.01	10.62	133	10.93	0.00	0
CBI	187.74	3.43	2	168.97	0.50	0	22.53	0.71	3	112.64	0.00	0	2.00	0.00	0	1.00	0.00	0	247.82	4.83	2	337.93	0.00	0
HDFC	8.05	10.36	129	7.24	0.00	0	0.97	0.00	0	4.83	0.00	0	1.00	0.00	0	0.50	0.00	0	10.62	0.00	0	14.48	0.00	0
ICICI	50.93	1023.82	2010	45.84	0.00	0	6.11	0.00	0	30.56	0.00	0	1.00	0.00	0	0.50	0.00	0	67.23	0.00	0	91.68	2.65	3
PNB	180.03	175.50	97	162.03	150.10	93	21.60	3.10	14	108.02	10.50	10	2.00	0.00	0	1.00	0.00	0	237.65	7.00	3	324.06	97.00	30
PSB	309.42	2.00	1	278.48	0.00	0	37.13	20.00	54	185.65	34.50	19	4.00	0.00	0	1.00	0.00	0	408.43	116.00	28	556.95	46.00	8
UBI	314.15	42.40	13	282.73	4.80	2	37.70	2.75	7	188.49	113.37	60	4.00	0.00	0	1.50	0.00	0	414.68	114.00	27	565.46	62.66	11
UCO	33.90	134.11	396	30.51	0.00	0	4.07	3.16	78	20.34	42.87	211	1.00	0.00	0	0.50	0.00	0	44.75	1.92	4	61.02	0.00	0
<b>ASCB_TOL</b>	<b>1940.65</b>	<b>1693.31</b>	<b>4897</b>	<b>1746.59</b>	<b>380.24</b>	<b>1734</b>	<b>232.88</b>	<b>52.55</b>	<b>108</b>	<b>1164.39</b>	<b>840.62</b>	<b>893</b>	<b>26.00</b>	<b>0.00</b>	<b>0</b>	<b>10.50</b>	<b>0.00</b>	<b>0</b>	<b>2561.66</b>	<b>661.33</b>	<b>1777</b>	<b>3493.17</b>	<b>2832.49</b>	<b>81</b>
MRB	281.95	150.32	53	253.75	42.15	17	33.83	0.00	0	169.17	7.50	4	3.00	0.00	0	1.00	0.00	0	372.17	168.74	45	507.50	20.00	4
<b>MRB_TOL</b>	<b>281.95</b>	<b>150.32</b>	<b>53</b>	<b>253.75</b>	<b>42.15</b>	<b>17</b>	<b>33.83</b>	<b>0.00</b>	<b>0</b>	<b>169.17</b>	<b>7.50</b>	<b>4</b>	<b>3.00</b>	<b>0.00</b>	<b>0</b>	<b>1.00</b>	<b>0.00</b>	<b>0</b>	<b>372.17</b>	<b>168.74</b>	<b>45</b>	<b>507.50</b>	<b>20.00</b>	<b>4</b>
IUCB	267.31	0.00	0	240.58	0.00	0	32.08	0.00	0	160.39	0.00	0	2.00	0.00	0	1.00	0.00	0	352.85	0.00	0	481.17	254.60	53
MSCB	10.09	0.00	0	9.08	0.00	0	1.21	0.00	0	6.05	0.00	0	1.00	0.00	0	0.50	0.00	0	13.32	0.00	0	18.16	21.00	116
<b>CO-OP_TOL</b>	<b>277.40</b>	<b>0.00</b>	<b>0</b>	<b>249.66</b>	<b>0.00</b>	<b>0</b>	<b>33.29</b>	<b>0.00</b>	<b>0</b>	<b>166.44</b>	<b>0.00</b>	<b>0</b>	<b>3.00</b>	<b>0.00</b>	<b>0</b>	<b>1.50</b>	<b>0.00</b>	<b>0</b>	<b>366.17</b>	<b>0.00</b>	<b>0</b>	<b>499.33</b>	<b>275.60</b>	<b>55</b>
<b>TOTAL</b>	<b>2500.00</b>	<b>1843.63</b>	<b>4950</b>	<b>2250.00</b>	<b>422.39</b>	<b>1751</b>	<b>300.00</b>	<b>52.55</b>	<b>108</b>	<b>1500.00</b>	<b>848.12</b>	<b>897</b>	<b>32.00</b>	<b>0.00</b>	<b>0</b>	<b>13.00</b>	<b>0.00</b>	<b>0</b>	<b>3300.00</b>	<b>830.07</b>	<b>1822</b>	<b>4500.00</b>	<b>3128.09</b>	<b>70</b>

**11. NAME OF THE DISTRICT: JIRIBAM (Segregated data for UBI, Jiribam branch not obtained)**

**12. NAME OF THE DISTRICT: BISHNUPUR****As on 31.12.2016****Lead Bank: United Bank of India****Amt. ` in lakhs**

BANK	AGL & ALLIED ACTIVITIES			INDUSTRY LOAN			EDUCATION LOAN			HOUSING LOAN			RENEWABLE ENERGY			SOCIAL INFRASTRUCTURE			OTHER PRIORITY SECTOR			NON-PRIORITY		
	Target	Ach	%	Target	Ach	%	Target	Ach	%	Target	Ach	%	Target	Ach	%	Target	Ach	%	Target	Ach	%	Target	Ach	%
SBI	771.00	42.02	5	419.00	0.00	0	20.00	0.00	0	340.00	248.86	73	5.00	0.00	0	213.00	0.00	0	566.00	147.20	26	771.00	1184.60	154
AXIS	10.00	70.00	700	10.00	0.00	0	5.00	0.00	0	10.00	0.00	0	1.00	0.00	0	10.00	0.00	0	20.00	0.00	0	10.00	0.00	0
CBI	62.00	1.00	2	34.00	0.00	0	5.00	0.00	0	30.00	0.00	0	1.00	0.00	0	17.00	0.00	0	46.00	5.50	12	62.00	0.00	0
UBI	254.00	125.00	49	140.00	3.15	2	10.00	0.00	0	120.00	15.20	13	2.00	0.00	0	71.00	0.00	0	190.00	0.00	0	254.00	3.90	2
UCO	421.00	59.90	14	231.00	2.50	1	10.00	0.00	0	300.00	168.00	56	3.00	0.00	0	110.00	0.00	0	316.00	3.80	1	421.00	0.00	0
<b>ASCB_TOL</b>	<b>1518.00</b>	<b>297.92</b>	<b>20</b>	<b>834.00</b>	<b>5.65</b>	<b>1</b>	<b>50.00</b>	<b>0.00</b>	<b>0</b>	<b>800.00</b>	<b>432.06</b>	<b>54</b>	<b>12.00</b>	<b>0.00</b>	<b>0</b>	<b>421.00</b>	<b>0.00</b>	<b>0</b>	<b>1138.00</b>	<b>156.50</b>	<b>14</b>	<b>1518.00</b>	<b>1188.50</b>	<b>78</b>
MRB	250.00	132.06	53	138.00	13.25	10	10.00	0.00	0	100.00	0.00	0	2.00	0.00	0	70.00	0.00	0	188.00	14.73	8	250.00	8.29	3
<b>MRB_TOL</b>	<b>250.00</b>	<b>132.06</b>	<b>53</b>	<b>138.00</b>	<b>13.25</b>	<b>10</b>	<b>10.00</b>	<b>0.00</b>	<b>0</b>	<b>100.00</b>	<b>0.00</b>	<b>0</b>	<b>2.00</b>	<b>0.00</b>	<b>0</b>	<b>70.00</b>	<b>0.00</b>	<b>0</b>	<b>188.00</b>	<b>14.73</b>	<b>8</b>	<b>250.00</b>	<b>8.29</b>	<b>3</b>
MSCB	176.00	32.85	19	97.00	0.00	0	5.00	0.00	0	80.00	0.00	0	1.00	0.00	0	49.00	0.00	0	132.00	11.00	8	176.00	24.35	14
MPCB	56.00	203.23	363	31.00	0.00	0	5.00	0.00	0	20.00	0.00	0	1.00	0.00	0	16.00	0.00	0	42.00	7.00	17	56.00	3.28	6
<b>CO-OP_TOL</b>	<b>232.00</b>	<b>236.08</b>	<b>102</b>	<b>128.00</b>	<b>0.00</b>	<b>0</b>	<b>10.00</b>	<b>0.00</b>	<b>0</b>	<b>100.00</b>	<b>0.00</b>	<b>0</b>	<b>2.00</b>	<b>0.00</b>	<b>0</b>	<b>65.00</b>	<b>0.00</b>	<b>0</b>	<b>174.00</b>	<b>18.00</b>	<b>10</b>	<b>232.00</b>	<b>27.63</b>	<b>12</b>
<b>TOTAL</b>	<b>2000.00</b>	<b>666.06</b>	<b>33</b>	<b>1100.00</b>	<b>18.90</b>	<b>2</b>	<b>70.00</b>	<b>0.00</b>	<b>0</b>	<b>1000.00</b>	<b>432.06</b>	<b>43</b>	<b>16.00</b>	<b>0.00</b>	<b>0</b>	<b>556.00</b>	<b>0.00</b>	<b>0</b>	<b>1500.00</b>	<b>189.23</b>	<b>13</b>	<b>2000.00</b>	<b>1224.42</b>	<b>61</b>

**13. NAME OF THE DISTRICT: TAMENGLONG****As on 31.12.2016****Lead Bank: United Bank of India****Amt. ` in lakhs**

BANK	AGL & ALLIED ACTIVITIES			INDUSTRY LOAN			EDUCATION LOAN			HOUSING LOAN			RENEWABLE ENERGY			SOCIAL INFRASTRUCTURE			OTHER PRIORITY SECTOR			NON-PRIORITY		
	Target	Ach	%	Target	Ach	%	Target	Ach	%	Target	Ach	%	Target	Ach	%	Target	Ach	%	Target	Ach	%	Target	Ach	%
UBI	876.05	8.00	1	394.22	42.00	11	52.56	0.00	0	0.00	19.99	0	3.00	0.00	0	33.00	0.00	0	481.83	8.50	2	262.82	7.31	3
<b>ASCB_TOL</b>	<b>876.05</b>	<b>8.00</b>	<b>1</b>	<b>394.22</b>	<b>42.00</b>	<b>11</b>	<b>52.56</b>	<b>0.00</b>	<b>0</b>	<b>0.00</b>	<b>19.99</b>	<b>0</b>	<b>3.00</b>	<b>0.00</b>	<b>0</b>	<b>33.00</b>	<b>0.00</b>	<b>0</b>	<b>481.83</b>	<b>8.50</b>	<b>2</b>	<b>262.82</b>	<b>7.31</b>	<b>3</b>
MSCB	0.19	0.00	0	0.09	0.00	0	0.01	0.00	0	0.00	0.00	0	0.00	0.00	0	1.00	0.00	0	0.11	0.00	0	0.06	0.50	833
<b>CO-OP_TOL</b>	<b>0.19</b>	<b>0.00</b>	<b>0</b>	<b>0.09</b>	<b>0.00</b>	<b>0</b>	<b>0.01</b>	<b>0.00</b>	<b>0</b>	<b>0.00</b>	<b>0.00</b>	<b>0</b>	<b>0.00</b>	<b>0.00</b>	<b>0</b>	<b>1.00</b>	<b>0.00</b>	<b>0</b>	<b>0.11</b>	<b>0.00</b>	<b>0</b>	<b>0.06</b>	<b>0.50</b>	<b>833</b>
<b>TOTAL</b>	<b>876.24</b>	<b>8.00</b>	<b>1</b>	<b>394.31</b>	<b>42.00</b>	<b>11</b>	<b>52.57</b>	<b>0.00</b>	<b>0</b>	<b>0.00</b>	<b>19.99</b>	<b>0</b>	<b>3.00</b>	<b>0.00</b>	<b>0</b>	<b>34.00</b>	<b>0.00</b>	<b>0</b>	<b>481.94</b>	<b>8.50</b>	<b>2</b>	<b>262.88</b>	<b>7.81</b>	<b>3</b>

**14. NAME OF THE DISTRICT: NONEY****As on 31.12.2016****Lead Bank: United Bank of India****Amt. ` in lakhs**

BANK	AGL & ALLIED ACTIVITIES			INDUSTRY LOAN			EDUCATION LOAN			HOUSING LOAN			RENEWABLE ENERGY			SOCIAL INFRASTRUCTURE			OTHER PRIORITY SECTOR			NON-PRIORITY		
	Target	Ach	%	Target	Ach	%	Target	Ach	%	Target	Ach	%	Target	Ach	%	Target	Ach	%	Target	Ach	%	Target	Ach	%
SBI	73.16	20.00	27	32.92	0.00	0	4.39	0.00	0	0.00	0.00	0	1.00	0.00	0	3.00	0.00	0	40.23	5.50	14	21.94	114.90	524
<b>ASCB_TOL</b>	<b>73.16</b>	<b>20.00</b>	<b>27</b>	<b>32.92</b>	<b>0.00</b>	<b>0</b>	<b>4.39</b>	<b>0.00</b>	<b>0</b>	<b>0.00</b>	<b>0.00</b>	<b>0</b>	<b>1.00</b>	<b>0.00</b>	<b>0</b>	<b>3.00</b>	<b>0.00</b>	<b>0</b>	<b>40.23</b>	<b>5.50</b>	<b>14</b>	<b>21.94</b>	<b>114.90</b>	<b>524</b>
MRB	50.60	37.70	75	22.77	13.60	60	3.04	0.00	0	0.00	0.00	0	1.00	0.00	0	2.00	0.00	0	27.83	18.03	65	15.18	4.50	30
<b>MRB_TOL</b>	<b>50.60</b>	<b>37.70</b>	<b>75</b>	<b>22.77</b>	<b>13.60</b>	<b>60</b>	<b>3.04</b>	<b>0.00</b>	<b>0</b>	<b>0.00</b>	<b>0.00</b>	<b>0</b>	<b>1.00</b>	<b>0.00</b>	<b>0</b>	<b>2.00</b>	<b>0.00</b>	<b>0</b>	<b>27.83</b>	<b>18.03</b>	<b>65</b>	<b>15.18</b>	<b>4.50</b>	<b>30</b>
<b>TOTAL</b>	<b>123.76</b>	<b>57.70</b>	<b>75</b>	<b>55.69</b>	<b>13.60</b>	<b>60</b>	<b>7.43</b>	<b>0.00</b>	<b>0</b>	<b>0.00</b>	<b>0.00</b>	<b>0</b>	<b>2.00</b>	<b>0.00</b>	<b>0</b>	<b>5.00</b>	<b>0.00</b>	<b>0</b>	<b>68.06</b>	<b>23.53</b>	<b>65</b>	<b>37.12</b>	<b>119.40</b>	<b>30</b>

**15. NAME OF THE DISTRICT: UKHRUL****As on 31.12.2016****Lead Bank: United Bank of India****Amt. ` in lakhs**

BANK	AGL & ALLIED ACTIVITIES			INDUSTRY LOAN			EDUCATION LOAN			HOUSING LOAN			RENEWABLE ENERGY			SOCIAL INFRASTRUCTURE			OTHER PRIORITY SECTOR			NON-PRIORITY		
	Target	Ach	%	Target	Ach	%	Target	Ach	%	Target	Ach	%	Target	Ach	%	Target	Ach	%	Target	Ach	%	Target	Ach	%
SBI	229.00	0.00	0	103.00	1.40	1	18.00	0.00	0	0.00	10.00	0	3.00	0.00	0	5.00	0.00	0	160.00	11.65	7	229.00	310.18	135
UBI	676.39	9.60	1	304.38	44.21	15	54.11	0.00	0	0.00	0.00	0	9.00	0.00	0	14.00	0.00	0	473.47	347.66	73	676.39	14.32	2
UCO	29.74	50.00	168	13.38	26.00	194	2.38	3.00	126	0.00	0.00	0	1.00	0.00	0	1.00	0.00	0	20.82	69.00	331	29.74	0.00	0
<b>ASCB_TOL</b>	<b>935.13</b>	<b>59.60</b>	<b>6</b>	<b>420.76</b>	<b>71.61</b>	<b>17</b>	<b>74.49</b>	<b>3.00</b>	<b>4</b>	<b>0.00</b>	<b>10.00</b>	<b>0</b>	<b>13.00</b>	<b>0.00</b>	<b>0</b>	<b>20.00</b>	<b>0.00</b>	<b>0</b>	<b>654.29</b>	<b>428.31</b>	<b>65</b>	<b>935.13</b>	<b>324.50</b>	<b>35</b>
MRB	2.54	0.20	8	1.14	1.50	132	0.20	0.00	0	0.00	0.00	0	1.00	0.00	0	1.00	0.00	0	1.78	0.00	0	2.54	0.00	0
<b>MRB_TOL</b>	<b>2.54</b>	<b>0.20</b>	<b>8</b>	<b>1.14</b>	<b>1.50</b>	<b>132</b>	<b>0.20</b>	<b>0.00</b>	<b>0</b>	<b>0.00</b>	<b>0.00</b>	<b>0</b>	<b>1.00</b>	<b>0.00</b>	<b>0</b>	<b>1.00</b>	<b>0.00</b>	<b>0</b>	<b>1.78</b>	<b>0.00</b>	<b>0</b>	<b>2.54</b>	<b>0.00</b>	<b>0</b>
MSCB	21.93	0.00	0	9.87	0.00	0	1.75	0.00	0	0.00	0.00	0	1.00	0.00	0	1.00	0.00	0	15.35	0.00	0	21.93	39.26	179
<b>CO-OP_TOL</b>	<b>21.93</b>	<b>0.00</b>	<b>0</b>	<b>9.87</b>	<b>0.00</b>	<b>0</b>	<b>1.75</b>	<b>0.00</b>	<b>0</b>	<b>0.00</b>	<b>0.00</b>	<b>0</b>	<b>1.00</b>	<b>0.00</b>	<b>0</b>	<b>1.00</b>	<b>0.00</b>	<b>0</b>	<b>15.35</b>	<b>0.00</b>	<b>0</b>	<b>21.93</b>	<b>39.26</b>	<b>179</b>
<b>TOTAL</b>	<b>959.60</b>	<b>59.80</b>	<b>14</b>	<b>431.77</b>	<b>73.11</b>	<b>149</b>	<b>76.44</b>	<b>3.00</b>	<b>4</b>	<b>0.00</b>	<b>10.00</b>	<b>0</b>	<b>15.00</b>	<b>0.00</b>	<b>0</b>	<b>22.00</b>	<b>0.00</b>	<b>0</b>	<b>671.42</b>	<b>428.31</b>	<b>65</b>	<b>959.60</b>	<b>363.76</b>	<b>38</b>

**16. NAME OF THE DISTRICT: KAMJONG****As on 31.12.2016****Lead Bank: United Bank of India****Amt. ` in lakhs**

BANK	AGL & ALLIED ACTIVITIES			INDUSTRY LOAN			EDUCATION LOAN			HOUSING LOAN			RENEWABLE ENERGY			SOCIAL INFRASTRUCTURE			OTHER PRIORITY SECTOR			NON-PRIORITY		
	Target	Ach	%	Target	Ach	%	Target	Ach	%	Target	Ach	%	Target	Ach	%	Target	Ach	%	Target	Ach	%	Target	Ach	%
SBI	40.40	0.00	0	18.23	10.00	55	3.56	0.00	0	0.00	0.00	0	1.00	0.00	0	1.00	0.00	0	28.58	4.00	14	40.40	113.73	282



## **BANKWISE POSITION OF ATMs IN THE STATE**

As on 31.12.2016

Sl. No.	Name of Bank Branches	No. of ATMs	Location	
1	Senapati District District's SBI	3	SBI Senapati, Branch	
		15	One each at: SBI Kangpokpi, SBI Tadubi, SBI Leimakhong, Leimakhong Army Camp, SBI Maram, SBI Sapormeina, SBI Mao Gate Branch, AR Gate Keithelmanbi, New Mini Sectt. Complex, Old Road, NPO, Hazungla House, SBI Lairouching, Convey Ground (Leimakhong), Senapati Toll tax.	
2	Imphal West's District SBI	9	SBI, Imphal Branch	
		2	State PWD	
		3	Keishampat Electrical Office.	
		2	Moirangkhom	
		2	Imphal Sectt. South Block	
		2	Yumnam Leikai	
		2	RIMS Road	
		2	Govt. Polytechnic	
		2	Opp DC Office Naoremthong	
		2	Guaharari Market	
		2	DM College	
		4	SBI M.U. Campus Branch	
		2	Tera Police Outpost	
		2	SBI Singjamei	
		2	Gaurahari Market	
		46	One each at: CRPF GC Langjing, Near Tulihal Airport, E-Corner Paona Bazar, Ibohal Cycle, Nagamapal Lai Esing chaibi, Cash Point Imphal Sect., CRPF Lamphelpat, CRPF Mongsangei, Pishumthong, Shija Hospital, Khoyathong, Sagolband Salam Leikai, Kwakeithel BZ, Tiddim Petrol Pump, 25 BRTF Lamphelpat, Kakwa Bazar, Longjam Leirak, Near Imo Filling, Achom Leikai, DC Office Imphal West, Mayengbam Leikai Singjamei, Unikkhong Bazar, SBI Mayang Imphal, SBI Sekmai, SBI Wangoi, Usha Cinema, Khumbong Bazar, Wahengbam Leikai, Haobam Marak, Sanakeithel, Paona International Market, Khwai Bhramapur, Langjing, Ahanthem Leikai, Sega Road, Malom Bazar, Lamphel Super Market, SBI RBO, Singjamei(near NRL petrol pump), Singjamei Bazar, Sagolband Moirang Leirak (Mother Child Care)Lilong Bazar, UK Road near Cheirap Court, UK Road Near Overbridge, NIIT Langol, Uripok Canteen.	
		Imphal East's District SBI	2	Khurai
			2	Chingmeirong
			2	Lamlong Bazar
			2	Tribal Market
25	One each at: High Court Complex, Wangkhei Opp Eastern Ground, Pangei BZ, Palace Compound, Kongba BZ, Mantripukhri, Soibam Leikai, Sangakpham, Porompat DC Complex, AR Mantripukhri CSD Canteen (Subhiksha Complex), SBI Mantripukhri, SBI Porompat Branch, Checkon Market, JNIMS road, 2 <sup>nd</sup> MR, AR Transit Camp Minuthong, JNIMS, Anand Singh Hr. Sec, Pioneer Academy, Khuman Lampak, Lamlongthong, Nongmeibung, BSF Koirengai, Mantripukhri, Kongba Ganga Pat.			

Sl. No.	Name of Bank Branches	No. of ATMs	Location
4	Thoubal District's SBI	2	Thoubal Branch
		16	One each at Thoubal Bazar, Opp. Thoubal Police Station, Thoubal Athokpam, Thoubal Mini Secretariat, Thoubal Bazar Awang Leikai, Khangabok Bazar, Thoubal Wangmataba, Babu Bazar, Wangjing Bazar, Yairipok Bazar, Yairipok Laimanai, Azad Cinema, Kakching Khongnangphangba, AR Kakching, SBI Kakching Branch.
5	Churachandpur District's SBI	2	SBI Loktak HEPA Branch
		4	SBI Churachandpur Branch
		11	One each at: AR Tuibuong, BSF Pearsonmun, EBC Church, Rengkai, Upper Lamka, Light House, Old Bazar, Tuibuong Bazar, Lailamveng(near hdfc atm), New Bazar, Opposite Cinema Hall
6	Bishnupur District's SBI	2	SBI Bishnupur Branch
		9	One each at: Moirang Bazar, Ward No. 11 Bishnupur, Ningthoukhong Ward No. 8, Ward No. 8 Bishnupur, INA Moirang, Ward No. 4 Bishnupur, Nambol Bazar, Nambol Parking, Nambol Phoijing.
7	Ukhrul District's SBI	3	One each at: SBI Ukhrul, Ukhrul Police Station and Kamjong.
8	Chandel District's SBI	5	One Each at: SBI Chandel Branch, Near SBI BSF Kangsang Branch, SBI Moreh Branch, SBI Chakpikarong Branch, Pallel
9	Tamenglong District's SBI	1	SBI Noney Branch
<b>SBI Total</b>		<b>192</b>	
10	ALB Imphal	1	Near Pologround
11	Axis Bank	2	Imphal Branch
		2	Lalabung
		1	Paona Bazar
		2	Moirangkhom
		1	Checkon
		1	North AOC
		1	Singjamei
		1	Lamlong
		1	Uripok RIMS Road Corner
		1	Khuman Lampak
		1	Porompat Branch
		1	Churachandpur Branch
		1	Kakching Branch
		1	Bishnupur Branch
1	Moreh Branch		
1	Chingmeirong Branch		
12	BAND	1	Imphal Branch
13	BOB, Imphal	4	Opposite Gurudwara, Changangei, Yurembam, M.U. Campus
14	BOI	1	RIMS Road
		1	Paona Bazar
		1	Thoubal Branch
		1	Opposite Sainik School
		1	NIELIT, Akampat
15	CAN, Imphal	1	Thangal Bazar Branch
		1	Thoubal Branch
		1	Churachandpur Branch

Sl. No.	Name of Bank	No. of ATMs	Location
16	CBI	9	Central Agriculture University, Imphal Branch, near Airport, MPHC, Babupara, Paona bz branch, Churachandpur branch, Singngat branch, Thoubal Branch.
17	HDFC	1	Imphal Branch
		1	Thangmeiband
		1	New Checkon
		1	Khurai
		1	Sanakeithel
		1	Uripok
		1	Minuthong
		3	Thoubal Branch
		1	Churachandpur Branch
		1	Senapati Branch
18	ICICI	1	Imphal Branch
		1	Opposite Assembly Road
		1	Thoubal Branch
		1	Yaikul
		1	Palace Compound
		1	Keishampat
		1	Checkon
		1	Lamphel
1	Churachandpur		
19	IDBI, Imphal	1	Branch
20	IndusInd, Imphal	1	Near Branch
21	IOB	1	Nagamapal
		1	Thoubal Bazar
22	PNB, Imphal	2	Opposite Branch and MIT Campus
23	PSB, Thangal Bazar	3	One each at Dewlahland, Khurai Sajor Leikai & Nagamapal
24	Syndicate, Imphal	1	RIMS Road
25	UBI	2	Opposite Imphal Branch & inside the Branch
		2	One each at: Opposite Hotel Nirmala, Sagolband Tera,
		1	Imphal West DC Office complex
		1	Ukhrul Branch
		2	Churachandpur Branch and CCpur bus stand
		1	Mao Branch
		1	Moirang Branch
		1	RIMS Branch
		1	Tamenglong Branch
		1	Thoubal Branch
		1	Singjamei Branch
		1	Paona Inside the branch
		1	Kakching Bazar
1	Porompat Junction		

Sl. No.	Name of Bank	No. of ATMs	Location
26	UCO	1	Churachandpur Branch
		1	Phubala Branch
		1	Thinungei Branch
		1	Chandel Branch
		1	Senapati
		1	Ukhrul
		1	Lamlong
		1	Singamei
27	VJB	2	Near Paona BZ Branch & Nagamapal
		1	Saikul City
		1	Moirangkhom
28	UNION	1	Branch
29	IUCB	1	M.G. Avenue, Head Office
<b>Grand Total</b>		<b>299</b>	

## **BANKWISE DISTRICTWISE POSITION OF ATMs IN THE STATE**

As on 31.12.2016

Name of Districts & Banks	Thoubal	Chandel	Churachandpur	Senapati	Imphal West	Imphal East	Bishnupur	Tamenglong	Ukhrul	Total
ALB	-	-	-	-	1	-	-	-	-	1
AXIS	1	1	1	-	9	6	1	-	-	19
BAND	-	-	-	-	1	-	-	-	-	1
BOB	-	-	-	-	4	-	-	-	-	4
BOI	1	-	-	-	2	2	-	-	-	5
CAN	1	-	1	-	1	-	-	-	-	3
CBI	1	-	2	-	5	1	-	-	-	9
HDFC	3	-	1	1	7	1	-	-	-	13
ICICI	1	-	1	-	5	2	-	-	-	9
IDBI	-	-	-	-	1	-	-	-	-	1
INDUS	-	-	-	-	1	-	-	-	-	1
IOB	1	-	-	-	1	-	-	-	-	2
PNB	-	-	-	-	2	-	-	-	-	2
PSB	-	-	-	-	1	2	-	-	-	3
SBI	18	5	17	18	86	33	11	1	3	192
SYN	-	-	-	-	1	-	-	-	-	1
UBI	2	-	2	1	10	1	1	1	1	19
UCO	-	1	1	1	1	1	2	-	1	8
UNION	-	-	-	-	1	-	-	-	-	1
VJB	-	-	-	-	3	-	-	-	-	3
YES	-	-	-	-	1	-	-	-	-	1
IUCB	-	-	-	-	1	-	-	-	-	1
<b>TOTAL</b>	<b>29</b>	<b>7</b>	<b>26</b>	<b>21</b>	<b>145</b>	<b>49</b>	<b>15</b>	<b>2</b>	<b>5</b>	<b>299</b>

**Rural: 59**

**Semi-Urban: 91**

**Urban: 149**

**Total: 299**

**Recommendations of the Committee on Financial Sector Plan for North Eastern Region: Progress Report ( ` In Lacs)**  
**For the quarter ended September' 2016**  
**Name of the State: Manipur**

Banks	No. of rural/semi urban branches			No of ATMs						No. of RTGS enabled branches		
				Position July'06.		Addition during qtr		Position qtr. End.				
	July'06	Add	Q end	(i) R*	(II) SU*	(i) R*	(II) SU*	(i) R*	(II) SU*	July'06	ADD	Q END
ALB	0	3	3	0	0	0	0	0	0	0	4	4
AXIS	0	4	4	0	0	0	0	0	4	0	8	8
BAND	0	0	0	0	0	0	0	0	0	0	1	1
BOB	2	1	3	0	0	0	0	2	1	0	4	4
BOI	0	2	2	0	0	0	0	2	1	0	3	3
BOM	0	0	0	0	0	0	0	0	0	0	1	1
CAN	0	2	2	0	0	0	0	1	1	0	4	4
CBI	1	4	5	0	0	0	0	3	2	0	9	9
HDFC	0	4	4	0	0	0	0	1	5	0	7	7
ICICI	0	3	3	0	0	0	0	0	2	0	7	7
IDBI	0	0	0	0	0	0	0	0	0	0	1	1
INDUS	0	0	0	0	0	0	0	0	0	0	1	1
IOB	0	2	2	0	0	0	0	0	1	0	3	3
PNB	1	1	2	0	0	0	0	0	0	0	3	3
PSB	1	1	2	0	0	0	0	0	1	0	4	4
SBI	12	20	32	0	1	0	0	45	62	4	36	40
SYN	0	0	0	0	0	0	0	0	0	0	1	1
UBI	10	3	13	0	0	0	0	2	7	0	18	18
UCO	1	10	11	0	0	0	0	2	4	0	13	13
UNION	0	0	0	0	0	0	0	0	0	0	1	1
VJB	1	1	2	0	0	0	0	1	0	0	5	5
YES	0	0	0	0	0	0	0	0	0	0	1	1
MRB	23	0	23	0	0	0	0	0	0	0	20	20
IUCB	2	0	2	0	0	0	0	0	0	0	8	8
MSCB	5	4	9	0	0	0	0	0	0	0	10	10
MPCB	1	0	1	0	0	0	0	0	0	0	1	1
MWCB	0	0	0	0	0	0	0	0	0	0	1	1
<b>TOTAL</b>	<b>60</b>	<b>65</b>	<b>125</b>	<b>0</b>	<b>1</b>	<b>0</b>	<b>0</b>	<b>59</b>	<b>91</b>	<b>4</b>	<b>175</b>	<b>179</b>

R\* = Rural; SU\*= Semi Urban



Amt. ` in lakhs

Banks	No of SHG linked			No of Business correspondences (Active)			Deposit Scenario		
	July'06	ADD	Qtr END	July'06	ADD	Qtr END	Total Deposit (in lakhs)		
							July'06	ADD	Qtr END
ALB	1	84	85	0	4	4	3137.65	8899.42	12037.07
AXIS	0	0	0	0	2	2	0.00	32851.37	32851.37
BAND	0	0	0	0	0	0	0.00	762.00	762.00
BOB	94	482	576	0	3	3	5577.00	28796.00	34373.00
BOI	0	62	62	0	0	0	0.00	6967.98	6967.98
BOM	0	8	8	0	0	0	0.00	2482.93	2482.93
CAN	0	0	0	0	0	0	0.00	5825.83	5825.83
CBI	24	374	398	0	14	14	2889.46	14478.94	17368.40
HDFC	0	0	0	0	4	4	0.00	17170.77	17170.77
ICICI	0	0	0	0	2	2	0.00	14285.78	14285.78
IDBI	0	56	56	0	1	1	0.00	6235.43	6235.43
INDUS	0	0	0	0	6	6	0.00	2808.72	2808.72
IOB	0	195	195	0	1	1	2059.00	3845.16	5904.16
PNB	31	212	243	0	5	5	2042.00	9679.80	11721.80
PSB	0	29	29	0	2	2	4234.91	10556.09	14791.00
SBI	3504	7164	10668	0	82	82	49866.97	303286.81	353153.78
SYN	0	0	0	0	0	0	0.00	1447.00	1447.00
UBI	1869	2436	4305	0	85	85	31111.69	63364.52	94476.21
UCO	71	510	581	0	0	0	2735.74	17924.82	20660.56
UNION	0	0	0	0	1	1	0.00	1197.00	1197.00
VJB	0	92	92	0	4	4	4483.37	9189.63	13673.00
YES	0	0	0	0	0	0	0.00	3735.00	3735.00
MRB	2969	4214	7183	0	44	44	4047.12	23892.45	27939.57
IUCB	0	949	949	0	0	0	8620.08	29449.40	38069.48
MSCB	0	2144	2144	0	0	0	3795.32	9120.16	12915.48
MPCB	0	62	62	0	0	0	27.06	575.63	602.69
MWCB	0	16	16	0	0	0	119.20	1433.45	1552.65
<b>TOTAL</b>	<b>8563</b>	<b>19089</b>	<b>27652</b>	<b>0</b>	<b>260</b>	<b>260</b>	<b>124746.57</b>	<b>630262.09</b>	<b>755008.66</b>

Amt. ` in lakhs

Banks	Of the Total Deposits											
	Current Deposits						Savings Deposits					
	Position July'06		Addition		Quarter end		Position July'06		Addition		Quarter end	
	(i) No	(ii) Amt	(i) No	(ii) Amt	(i) No	(ii) Amt	(i) No	(ii) Amt	(i) No	(ii) Amt	(i) No	(ii) Amt
ALB	241	126.92	187	398.08	428	525.00	5004	1153.10	24260	3134.90	29264	4288.00
AXIS	0	0.00	3535	4999.20	3535	4999.20	0	0.00	21208	26880.65	21208	26880.65
BAND	0	0.00	0	0.00	0	0.00	0	0.00	0	0.00	0	0.00
BOB	395	151.00	0	0.00	395	151.00	10496	2409.00	16139	24413.00	26635	26822.00
BOI	0	0.00	110	290.66	110	290.66	0	0.00	21249	5740.58	21249	5740.58
BOM	0	0.00	161	798.58	161	798.58	0	0.00	5061	621.34	5061	621.34
CAN	0	0.00	718	1411.58	718	1411.58	0	0.00	20555	10302.00	20555	10302.00
CBI	414	187.51	335	835.83	749	1023.34	5762	1011.20	64054	2548.69	69816	3559.89
HDFC	0	0.00	244	681.00	244	681.00	0	0.00	17024	16496.99	17024	16496.99
ICICI	0	0.00	0	0.00	0	0.00	0	0.00	6380	9575.00	6380	9575.00
IDBI	0	0.00	267	3610.00	267	3610.00	0	0.00	6807	17326.00	6807	17326.00
INDUS	0	0.00	214	386.00	214	386.00	0	0.00	2385	1318.20	2385	1318.20
IOB	266	189.00	181	117.63	447	306.63	5399	2151.00	33091	3276.22	38490	5427.22
PNB	156	291.00	261	338.24	417	629.24	5800	750.00	37437	2160.34	43237	2910.34
PSB	371	141.00	0	0.00	371	141.00	3040	582.00	46511	13441.00	49551	14023.00
SBI	2200	13646.30	9036	78916.18	11236	92562.48	89857	24472.80	685911	141089.54	775768	165562.34
SYN	0	0.00	34	110.48	34	110.48	0	0.00	8966	989.32	8966	989.32
UBI	3622	1125.00	4675	42873.64	8297	43998.64	43630	11706.00	376074	38466.64	419704	50172.64
UCO	249	155.00	209	66.17	458	221.17	3017	346.00	70354	15751.58	73371	16097.58
UNION	0	0.00	39	71.80	39	71.80	0	0.00	121	546.20	121	546.20
VJB	539	753.00	493	2384.00	1032	3137.00	7003	2012.00	26746	7803.35	33749	9815.35
YES	0	0.00	35	168.00	35	168.00	0	0.00	602	1900.00	602	1900.00
MRB	2412	760.97	2306	2088.96	4718	2849.93	41528	1835.90	201926	10374.62	243454	12210.52
IUCB	11969	1421.80	3340	4632.57	15309	6054.37	49516	2191.57	8593	7834.04	58109	10025.61
MSCB	8255	385.22	0	0.00	8255	385.22	86813	1304.41	35748	7178.88	122561	8483.29
MPCB	207	6.26	973	626.83	1180	633.09	1932	42.03	27485	166.60	29417	208.63
MWCB	1523	38.45	48504	489.00	50027	527.45	2566	39.45	130729	109.33	133295	148.78
<b>TOTAL</b>	<b>32819</b>	<b>19378.43</b>	<b>75857</b>	<b>146294.43</b>	<b>108676</b>	<b>165672.86</b>	<b>361363</b>	<b>52006.46</b>	<b>1895416</b>	<b>369445.01</b>	<b>2256779</b>	<b>421451.47</b>



Amt. ` in lakhs

Banks	SHG									Credit Scenario		
	(i) No of SHGs			(ii) No of SHG members			(iii) Amount			Total Credit Outstandings		
	July'06	ADD	Qr END	July'06	ADD	Qr END	July'06	ADD	Qr END	July'06	ADD	Qr END
ALB	1	84	85	14	1264	1278	0.40	6.70	7.10	1608.79	4737.02	6345.81
AXIS	0	0	0	0	0	0	0.00	0.00	0.00	0.00	10797.22	10797.22
BAND	0	0	0	0	0	0	0.00	0.00	0.00	0.00	472.00	472.00
BOB	94	482	576	1275	7221	8496	74.00	70.98	144.98	2731.00	1162.00	3893.00
BOI	0	62	62	0	472	472	0.00	1.67	1.67	0.00	3468.17	3468.17
BOM	0	8	8	0	112	112	0.00	0.53	0.53	0.00	1417.97	1417.97
CAN	0	0	0	0	0	0	0.00	0.00	0.00	0.00	3900.83	3900.83
CBI	24	374	398	341	5868	6209	0.32	11.76	12.08	1167.81	6974.56	8142.37
HDFC	0	0	0	0	0	0	0.00	0.00	0.00	0.00	14781.18	14781.18
ICICI	0	0	0	0	0	0	0.00	0.00	0.00	0.00	6187.06	6187.06
IDBI	0	56	56	0	756	756	0.00	27.00	27.00	0.00	2457.90	2457.90
INDUS	0	0	0	0	0	0	0.00	0.00	0.00	0.00	0.00	0.00
IOB	0	195	195	0	3351	3351	0.00	28.00	28.00	696.00	1767.31	2463.31
PNB	31	212	243	468	3115	3583	0.37	46.68	47.05	861.00	7441.18	8302.18
PSB	0	29	29	0	431	431	0.00	0.55	0.55	985.99	4375.95	5361.94
SBI	3504	7164	10668	47514	108983	156497	91.65	44.96	136.61	34963.50	113193.29	148156.79
SYN	0	0	0	0	0	0	0.00	0.00	0.00	0.00	1307.49	1307.49
UBI	1869	2436	4305	27212	33192	60404	27.81	99.89	127.70	14709.13	26328.28	41037.41
UCO	71	510	581	972	7333	8305	1.10	26.02	27.12	2466.34	8174.10	10640.44
UNION	0	0	0	0	0	0	0.00	0.00	0.00	0.00	591.69	591.69
VJB	0	92	92	0	1363	1363	0.00	30.14	30.14	987.00	4962.97	5949.97
YES	0	0	0	0	0	0	0.00	0.00	0.00	0.00	19.00	19.00
MRB	2969	4214	7183	42248	63146	105394	90.75	44.63	135.38	3525.76	5866.87	9392.63
IUCB	0	949	949	0	11178	11178	0.00	14.88	14.88	4819.66	7119.49	11939.15
MSCB	0	2144	2144	0	28693	28693	0.00	26.53	26.53	6048.58	7314.51	13363.09
MPCB	0	62	62	0	501	501	0.00	0.25	0.25	38.56	204.82	243.38
MWCB	0	16	16	0	237	237	0.00	1.42	1.42	50.79	409.24	460.03
<b>TOTAL</b>	<b>8563</b>	<b>19089</b>	<b>27652</b>	<b>120044</b>	<b>277216</b>	<b>397260</b>	<b>286.40</b>	<b>482.59</b>	<b>768.99</b>	<b>75659.91</b>	<b>245432.10</b>	<b>321092.01</b>



Amt. ` in lakhs

Banks	Credit Disbursed of which individuals.						SHGs Credit Link								
	Position July'06		Addition		Qtr. end		Position July'06			Addition			Quarter end		
	(i) No	(ii) Amt	(i) No	(ii) Amt	(i) No	(ii) Amt	(i) No	(ii) mem	(iii) Amt	(i) No	(ii) mem	(iii) Amt	(i) No	(ii) mem	(iii) Amt
ALB	1515	1594.23	203	4740.95	1718	6335.18	0	0	0.00	17	255	10.63	17	255	10.63
AXIS	0	0.00	4279	10797.22	4279	10797.22	0	0	0.00	0	0	0.00	0	0	0.00
BAND	0	0.00	2444	472.00	2444	472.00	0	0	0.00	0	0	0.00	0	0	0.00
BOB	2563	3800.00	-1620	-66.00	943	3734.00	0	0	0.00	308	4543	159.00	308	4543	159.00
BOI	0	0.00	1339	3468.17	1339	3468.17	0	0	0.00	0	0	0.00	0	0	0.00
BOM	0	0.00	90	1417.97	90	1417.97	0	0	0.00	0	0	0.00	0	0	0.00
CAN	0	0.00	1858	3900.83	1858	3900.83	0	0	0.00	0	0	0.00	0	0	0.00
CBI	954	1600.00	1349	6048.91	2303	7648.91	1	14	0.20	496	7739	493.26	497	7753	493.46
HDFC	0	0.00	6534	14781.18	6534	14781.18	0	0	0.00	0	0	0.00	0	0	0.00
ICICI	0	0.00	4841	6187.06	4841	6187.06	0	0	0.00	0	0	0.00	0	0	0.00
IDBI	0	0.00	1588	2457.90	1588	2457.90	0	0	0.00	0	0	0.00	0	0	0.00
INDUS	0	0.00	0	0.00	0	0.00	0	0	0.00	0	0	0.00	0	0	0.00
IOB	417	459.00	363	1947.16	780	2406.16	0	0	0.00	50	859	57.15	50	859	57.15
PNB	770	1014.00	9088	7280.10	9858	8294.10	0	0	0.00	56	826	8.08	56	826	8.08
PSB	507	691.00	1295	4668.96	1802	5359.96	0	0	0.00	11	163	1.98	11	163	1.98
SBI	34034	37730.09	13625	107260.88	47659	144990.97	393	5328	211.70	3883	57328	2954.12	4276	62656	3165.82
SYN	0	0.00	573	1307.49	573	1307.49	0	0	0.00	0	0	0.00	0	0	0.00
UBI	2385	4950.00	17939	35457.10	20324	40407.10	30	420	8.00	1349	18929	622.31	1379	19349	630.31
UCO	873	1864.92	3838	8635.25	4711	10500.17	18	257	40.30	118	1687	99.97	136	1944	140.27
UNION	0	0.00	194	591.69	194	591.69	0	0	0.00	0	0	0.00	0	0	0.00
VJB	935	804.00	1761	5051.11	2696	5855.11	0	0	0.00	110	1629	94.86	110	1629	94.86
YES	0	0.00	5	19.00	5	19.00	0	0	0.00	0	0	0.00	0	0	0.00
MRB	1485	722.48	9735	6521.63	11220	7244.11	219	3145	54.07	5323	78171	2094.45	5542	81316	2148.52
IUCB	5981	4853.45	-2323	7020.26	3658	11873.71	0	0	0.00	187	2203	65.44	187	2203	65.44
MSCB	5101	4943.64	7841	8300.80	12942	13244.44	0	0	0.00	52	696	118.65	52	696	118.65
MPCB	218	39.25	-11	136.88	207	176.13	0	0	0.00	81	654	67.25	81	654	67.25
MWCB	260	73.84	-18	358.90	242	432.74	0	0	0.00	21	311	27.29	21	311	27.29
<b>TOTAL</b>	<b>57998</b>	<b>65139.90</b>	<b>86810</b>	<b>248763.40</b>	<b>144808</b>	<b>313903.30</b>	<b>661</b>	<b>9164</b>	<b>314.27</b>	<b>12062</b>	<b>175992</b>	<b>6874.44</b>	<b>12723</b>	<b>185156</b>	<b>7188.71</b>



## Performance Data for the last 2 years of Manipur State Bank of India

### BANKING PROFILES

December'14

Amt. ` in lakhs

Sl. No.	Profile	Comm. Banks	RRBs	Co-op Banks	SUB TOTAL	NEDFi, SIDBI & RIDF	Total
1	Branch Network	118	28	20	166	3	169
2	Aggregate Deposit	462875.64	15892.82	33615.05	512383.51	0.00	512383.51
3	Aggregate Advances	180996.32	6698.13	28863.87	216558.38	23306.21	239864.59
4	C:D Ratio (Avg)	39	42	86	42	NA	47
5	Priority Sec. Adv.	118300.50	5710.13	23339.95	148120.93	23306.21	171427.14
	% to Agg. Adv.	65	85	81	68	100	71
6	Adv. to Agri.	31188.71	2286.07	6389.95	39864.73	0.00	39864.73
	% to Agg Adv.	17	34	22	18	NA	16
7	Adv. SSI sec.	16538.92	975.48	6783.74	24298.14	0.00	24298.14
	% to Agg. Adv.	9	15	24	11	NA	9
8	Adv. Education	3707.61	0.00	13.10	3720.71	0.00	3720.71
	% to Agg. Adv.	2	0	0	2	NA	1
9	Adv. Housing	25949.59	1013.91	2630.71	29594.21	0.00	29594.21
	% to Agg. Adv.	14	15	9	14	NA	11
10	Adv. Other Prio	41686.02	1434.67	7522.45	50643.14	23306.21	73949.35
	% to Agg. Adv.	23	21	26	23	100	29
11	Recovery % of Priority Sec. Adv.	41	64	18	33	NA	33
12	Overdue % of Priority Sec Adv.	59	36	88	67	NA	67

December'15

Amount ` in lakhs

Sl. No.	Profile	Comm. Banks	RRBs	Co-op Banks	SUB TOTAL	NEDFi, SIDBI & RIDF	Total
1	Branch Network	126	28	20	174	3	177
2	Aggregate Deposit	497200.23	18949.86	35708.83	551858.92	NA	551858.92
3	Aggregate Advances	233541.37	8428.77	27918.26	269888.40	24624.06	294512.46
4	C:D Ratio (Avg)	47	44	78	49	NA	53
5	Priority Sec. Adv.	150964.85	7316.63	23852.75	182134.23	24624.06	206758.29
	% to Agg. Adv.	65	87	85	67	NA	70
6	Adv. to Agri.	32450.90	2809.22	6618.44	41878.56	NA	41878.56
	% to Agg Adv.	14	33	24	16	NA	14
7	Adv. SSI sec.	26687.36	1295.39	6840.27	34823.02	NA	34823.02
	% to Agg. Adv.	11	15	25	13	NA	12
8	Adv. Education	4039.15	0.00	13.38	4052.53	NA	4052.53
	% to Agg. Adv.	2	0	0	2	NA	1
9	Adv. Housing	35937.07	843.26	2560.74	39361.07	NA	39361.07
	% to Agg. Adv.	15	10	9	15	NA	13
10	Adv. Other Prio	51830.37	2368.76	7819.92	62019.05	24624.06	86643.11
	% to Agg. Adv.	22	28	28	23	100	29
11	Recovery % of Priority Sec. Adv.	42	72	11	31	NA	31
12	Overdue % of Priority Sec Adv.	58	28	89	69	NA	69

**1. Business**

Amt. ` in lakhs

	As on 31.12.2016	As on 31.12.2015	As on 31.12.2014	Growth of December'16 over December'15		Growth of Dec'15 over Decr'14
				Absolute	%	Absolute
<b>Deposit</b>						
CB	673928.79	497200.23	462875.64	176728.56	36	34324.59
RRB	27939.57	18949.86	15892.82	8989.71	47	3057.04
CO-OP	53140.30	35708.83	33615.05	17431.47	49	2093.78
<b>Total</b>	<b>755008.66</b>	<b>551858.92</b>	<b>512383.51</b>	<b>203149.74</b>	<b>37</b>	<b>39475.41</b>
<b>Advances</b>						
CB	285693.73	233541.37	180996.32	52152.36	22	52545.05
RRB	9392.63	8428.77	6698.19	963.86	11	1730.58
CO-OP	26005.65	27918.26	28863.87	-1912.61	-7	-945.61
<b>Total</b>	<b>321092.01</b>	<b>269888.4</b>	<b>216558.38</b>	<b>51203.61</b>	<b>19</b>	<b>53330.02</b>
<b>Priority Sector Advances</b>						
CB	175953.28	150964.85	119070.85	24988.43	17	31894.00
RRB	8777.82	7316.63	5710.13	1461.19	20	1606.50
CO-OP	21718.89	23852.75	23339.95	-2133.86	-9	512.80
<b>Total</b>	<b>206449.99</b>	<b>182134.23</b>	<b>148120.93</b>	<b>24315.76</b>	<b>13</b>	<b>34013.30</b>
<b>Weaker Section Advances</b>						
CB	49496.80	44140.78	37035.47	5356.02	12	7105.31
RRB	6000.41	5041.34	3573.81	959.07	19	1467.53
CO-OP	8339.47	7674.05	6997.8	665.42	9	676.25
<b>Total</b>	<b>63836.68</b>	<b>56856.17</b>	<b>47607.08</b>	<b>6980.51</b>	<b>12</b>	<b>9249.09</b>
<b>Advances on Agriculture</b>						
CB	36568.20	32450.9	31188.71	4117.30	13	1262.19
RRB	3547.34	2809.22	2286.07	738.12	26	523.15
CO-OP	6431.68	6618.44	6389.95	-186.76	-3	228.49
<b>Total</b>	<b>46547.22</b>	<b>41878.56</b>	<b>39864.73</b>	<b>4668.66</b>	<b>11</b>	<b>2013.83</b>
<b>Advances on Industries</b>						
CB	27147.36	26687.36	16538.92	460.00	2	10148.44
RRB	1421.39	1295.39	975.48	126.00	10	319.91
CO-OP	6438.80	6840.27	6783.74	-401.47	-6	56.53
<b>Total</b>	<b>35007.55</b>	<b>34823.02</b>	<b>24298.14</b>	<b>184.53</b>	<b>1</b>	<b>10524.88</b>
<b>Advances on Services (Housing Loan + Education Loan + Other Priority Sector)</b>						
CB	112237.72	91826.59	71343.22	20411.13	22	20483.37
RRB	3809.09	3212.02	2448.58	597.07	19	763.44
CO-OP	8848.41	10394.04	10166.26	-1545.63	-15	227.78
<b>Total</b>	<b>124895.22</b>	<b>105432.65</b>	<b>83958.06</b>	<b>19462.57</b>	<b>18</b>	<b>21474.59</b>

**2. Priority sector Advances:**

	31.12.2016	31.12.2015	31.12.2014	RBI Benchmark
a. (i) % PSA to total advances ( all banks)	67	67	68	40%
a. (ii) % PSA to total advances (RRBs)	93	87	85	60%
b. % Agl. Advances to total advances	14	16	18	18%

**3. Performance Annual Credit Plan (ACP):**

	31.12.2016	31.12.2015	31.12.2014
% Of achievement vis-à-vis commitment	56	54	45
Out of which under Agriculture	33	20	20

**4. Financing of SHGs, (all banks cumulative)**

Amt. ` in lakhs

31.12.2016		31.12.2015		31.12.2014	
No.	Amt.	No.	Amt.	No.	Amt.
12723	7188.71	12479	6976.68	12091	6764.43

**5. Kisan Credit Cards (KCC), (all banks cumulative)**

Amt. ` in lakhs

31.12.2016		31.12.2015		31.12.2014	
No.	Amt.	No.	Amt.	No.	Amt.
57309	26979.22	52833	24642.84	44428	20742.03

**6. Recovery Performance, NPA etc.**

Amt. ` in lakhs

Sector	Recovery %			Gross NPA %			Credit Flow During the Year		
	31.12.2016	31.12.2015	31.12.2014	31.12.2016	31.12.2015	31.12.2014	31.12.2016	31.12.2015	31.12.2014
Total PSA	27	31	33	11	13	16	25748.29	42300.06	35623.42
Agriculture	27	25	22	17	18	19	9630.19	11873.75	11044.01
Industries	13	22	19	26	24	36	4263.29	5220.59	4147.13
Education	34	33	26	6	7	6	365.40	410.33	366.25
Housing	47	40	60	5	5	4	9316.83	8322.60	5848.02
Other Prio	33	40	46	8	11	15	10668.21	16472.79	14218.01
Crop Loan	63	47	52	4	6	5	1459.70	3029.44	3538.55

**7. Recovery position under Govt. sponsored schemes:**

Amt. ` in lakhs

Scheme	Demand Raised ( in lakhs)			Recovery Amt. ( in lakhs)			Recovery %		
	Dec'16	Dec' 15	Dec'14	Dec'16	Dec' 15	Dec'14	Dec'16	Dec' 15	Dec'14
PMRY	658.01	803.46	924.01	26.63	26.54	19.90	4	3	2
KVIC	564.07	564.07	592.55	87.88	87.88	86.68	16	16	15
SGSY	96.10	84.55	245.79	18.64	15.44	70.72	19	18	29
PMEGP	2292.95	2213.88	1160.06	166.29	259.38	136.07	7	12	12

**MINUTES OF THE 47<sup>TH</sup> STATE LEVEL BANKERS COMMITTEE (SLBC)  
MEETING FOR THE QUARTER ENDING JUNE'2016  
HELD ON 19<sup>TH</sup> SEPTEMBER-2016 AT THE CONFERENCE HALL,  
MANIPUR SECRETARIAT, SOUTH BLOCK, IMPHAL.**

The SLBC meeting for the quarter ending June'16 was held on the 19<sup>th</sup> September, 2016 at the Conference Hall of Manipur Secretariat, South Block, Imphal. The meeting was chaired by Shri O Nabakishore Singh, the Chief Secretary, Govt. of Manipur, and attended by Dr. J. Suresh Babu, Addl. Chief Secretary (Finance, Home & Edn.), Inspector General of Police (Adm), Director of Institutional Finance (DIF), senior officials of the State Government, DCs/ADCs of the districts and senior officials from different Banks. The RBI was represented by Shri T.Hauzel, Chief General Manager (OIC), Imphal, Manipur and NABARD was represented by Shri A. C. Srivastava, General Manger (OIC), NABARD, Imphal.

The SLBC Convener Bank was represented by Shri Kamal Khanal, Regional Manager, SBI, Regional Business Office, Imphal.

List of participants attended at the meeting is enclosed as per Annexure.

At the outset the Chairman welcomed the new SLBC Convener and advised to proceed the meeting. The Additional Chief Secretary apprised that the meeting was specially called to discuss on the opening of bank branches at the unbanked blocks and advised the SLBC Convener to take a special note on the issue as the matter had been pending for more than a year and the Hon'ble Chief Minister was reviewing the progress report periodically. The Convener, SLBC assured to take up the matter with the allotted banks and initiated the proceedings one by one.

**Confirmation of minutes of the last SLBC meeting held on 30.06.2016:** The Convener, SLBC requested the House to adopt the approved minutes of the last meeting. The Chief General Manager, RBI apprised that an official request was made to SLBC Convener to amend a part of the minutes relating to RBI. The SLBC Convener informed that by the time the request was received, copies of minutes were already circulated to all the members and hence the minutes could not be amended but assured that the issue would be taken care of in the June'16 quarter minutes. The Additional Chief Secretary enquired about the issue on which amendment was to be done. The Chief General Manager, RBI informed that RBI had a meeting with the Ministry of Finance at New Delhi and had taken a stand that they would not be a member of State Level Financial inclusion Committee and State Level Implementation Committee of Stand up India. The Chief General Manager, RBI further added that RBI play the role of Regulator and Supervisor of Banks and the above two committee had been set up by Department of Financial Services, a stakeholder of Banks and in order to avoid role conflict, RBI had taken the stand not to be a member of the committee but would support in the cause.

The Additional Chief Secretary opined that as the guidelines for formation of State Level Financial Inclusion Committee and State Level implementation Committee of Stand Up India were given by the Central Govt., the House would continue with the original guidelines till the amended guideline was received from DFS, New Delhi.



**Action Taken Report:****1. MDS to complete the construction of buildings under the Tribal Areas Inclusive Growth Project:**

The Project Director, MDS informed the House that till date 9 blocks were already inaugurated and presented to the House the individual blocks status. The following decisions were made:

- a) All concerned Deputy Commissioners to shift their SDO/BDO offices to the concerned blocks before banks move in.
- b) Police to move in for security.
- c) All concerned Deputy Commissioners to take up with the Electricity Department for power supply.
- d) Banks to shift their branches to already completed structures. If staff quarter and vertical extension were incomplete, banks should move in and adjust to some already completed quarters until the bank quarters were completed.
- e) Concerned Deputy Commissioners to hand over building to banks and at the same time Banks were also advised to contact with the concerned Deputy Commissioner and play proactive role for taking over the building.
- f) Banks to bear the cost of fitting collapsible shutter at the entrance of bank building wherever required.
- g) RBI to take up with the Regional Heads of the banks that informed which were yet to send approval for opening of their bank branch.
- h) Managing Director, MSPDCL was advised to provide electricity connection to the unbanked blocks. All the individual blocks to be supplied with individual transformer. It was also advised to provide the connection on priority basis and should not wait for fund which could be claimed later on.
- i) Saitu Gamphazol block was not constructed as SBI Sapormeina was already operating in the blocks.

**(Action: Concerned DCs, Police Dept., Concerned Banks, RBI, MSPDCL)**

**2. MAHUD department to provide list of unbanked Towns/Urban Local Bodies (ULBs) in the state for onward allocation of target to open bank branches:**

The SLBC Convener informed the House that MAHUD department had provided the list of 7 Municipal Councils and 7 Nagar Panchayats in the state and apprised that Lilong Municipal Council and Kumbi Municipal Council were already having bank branches and Heirok Nagar Panchayat was covered under opening of bank branches for above 5000 population; hence unbanked towns in the state came to 11. The Convener further apprised the House that the draft allocation of bank to open branches had been prepared and requested the House to confirm and approve the allocation. The Additional Chief Secretary enquired the SLBC Convener about the process of selection of Banks for unbanked Towns. The SLBC Convener informed the House that selection of banks have been made taken into consideration of allotment of bank branches at 27 unbanked blocks and villages above 5000 populations in the state of Manipur. The House applauded on the selection of criteria and approved the target allocation. The House advised the concerned banks to open/inaugurate the bank by 30<sup>th</sup> November 2016 as the bank branches would be opened on commercial basis and advised the SLBC Convener to convey the information to the Regional Heads of the respective Banks.

**(Action: Concern Banks, SLBC Convener)**

**Discussion on Banking Key Indicator:**

The Convener, SLBC apprised the House that except the growth of deposits, the CD ratio, advances and Priority sector advances were having positive growth over March'16 quarter. The Convener opined that the decrease in deposit was due to huge inflow of deposit at the fag end of March'16 financial year and their withdrawal in the month of April'16 and informed that the Year on Year growth was on positive side. The House accepted the opinion and concluded that the banking sector was going on a positive direction in the state.

**Discussion on opening of brick and mortar branches at villages having population more than 5000:** The Convener apprised the position of opening of bank branches at villages having population above 5000. The Chief General Manager, RBI apprised that the bank branches have to be opened before March'17. The Chairman, MRB informed that they have already applied for license to RBI to open their branches and requested for early issue of the same for their necessary arrangement.

**(Action: Concerned Banks, RBI)**

**Discussion on Pradhan Mantri Jan Dhan Yojana:**

The Convener, SLBC apprised the performance under the Pradhan Mantri Jan Dhan Yojana. The Chairman discussed on the importance of aadhaar card for availing all the benefits and enquired on the initiatives taken by banks for Aadhaar linkage to bank accounts. The Chairman advised all banks to use the system of sending bulk messages to customers for aadhaar linkage and also put sign board at branches advising customers to submit aadhaar card for necessary linkage.

**(Action: All Banks)**

**Discussion on Achievement under Annual Credit Plan 2016-17:**

Convener, SLBC apprised the sector-wise performance made under ACP upto the quarter ending June'16. The General Manager, NABARD apprised that the performance under Agriculture especially KCC was very poor for the state. The General Manager also informed that major crops of the state were sown during the first quarter of the year; hence the achievement should have more than 50% of the target. The General Manager also informed that other states of the Northeast have performed better for the same quarter. The Chairman advised all Banks to concentrate on financing KCC being the most viable loan.

Under SHG, the General Manager, NABARD apprised that Axis Bank, Bank of India, Bank of Maharashtra, Canara Bank, HDFC, ICICI, IDBI did not participate in financing to SHGs and requested the House to note the issue. The House advised the SLBC Convener to take up the matter with the Controlling Offices of the above mentioned banks.

**(Action: Concerned Banks, SLBC Convener)**

**Discussion on MSME:**

The Convener apprised the performance under MSME for June 2016 quarter. The Convener also informed the House that SBI Paona Bazar branch had already been identified as Special MSME branch instead of SBI Ima Market branch proposed in the last meeting. The Chairman advised other banks should identify their branches as Special MSME branch to cater the MSME loans as MSME was very important for generating employment for the country as well as the state. The Chairman also advised all the banks to put a sign board for MSME Counter and identified Special MSME branch to put the signboard prominently for information to MSME customer.

**(Action: All Banks)**

**Discussion on PMEGP:**

The Additional Director (C & I) informed the house that around 6000 online applications were received under PMEGP for the FY 2016-17. He also informed that selection of beneficiary will be completed by last week of November 2016 and proposals will be forwarded to banks by the Sponsoring Agencies.

**(Action: Sponsoring Agencies)**

**Discussion on WCC:**

The Additional Director (C & I) informed that for the Financial Year 2016-17, a target of 8000 were approved in the last SLBC meeting for the state and correspondingly around 5000 proposals were already submitted to bank branches. He added that the performance of WCC was very low and some banks were reluctant to participate in the scheme. The Additional Chief Secretary enquired the RBI about the reason of such reluctance shown by various banks. The Chief General Manager, RBI opined that there should be a strict framework for Govt. Sponsored Schemes for all the processes so that Banks could have got sufficient time to achieve the target. The Chief General Manager also added that huge no. of loan proposals were being forwarded to bank branches at the fag end of Financial Year which made the Banks reluctant to participate/ perform better.

The Chairman, on taking note of the comments of Chief General Manager, RBI, advised the concerned Department to find out a solution and make necessary changes in submitting bulk proposals to bank branches so that banks might not find any difficulty in handling the loan proposals.

**(Action: Commerce & Industries Department)**

**Discussion on NULM:**

The Commissioner, MAHUD appraised the target of NULM for the FY 2016-17 to the House. The Commissioner further informed the House that for NULM 2015-16 about 530 loan proposals were sponsored and forwarded to different bank branches but there were no achievement. The Commissioner also informed that Imphal Urban Co-operative Bank Ltd have rejected all the loan proposals without showing any valid reason. The House advised IUCB to explain for rejection of the proposals. The Deputy Manager, IUCB informed that their bank has been banned by RBI for sanctioning fresh loans due to their high NPA; hence they have returned all the proposals without showing any valid reason

**Discussion on Manipur State Livelihood Mission:**

The ASMD, MSRLM apprised the House that they were facing some issues for implementing the mission like prohibition in inter district opening of SHG bank accounts. SBI BSF Kangsang branch is allowing opening only one SHG account per day but there is a lot of account to be opened. The Convener, SLBC & AGM, SBI assured to resolve the issue at the earliest and take up the matter with SBI BSF Kangsang branch.

**(Action: SLBC Convener & SBI BSF Kangsang Branch)**

**Discussion on training at RSETI:**

The Convener, SLBC appraised the performance of RSETI Churachandpur to the House. The ASMD/ MSRLM informed the House that SBI has to claim the cost of training programme conducted from the MSRLM department but due to some miscommunication, the claim was not happening. The Director further informed that the matter was since resolved and

requested the SLBC Convener to claim the cost as fund is already available with them. The Convener assured that claims would be submitted at the earliest.

**(Action: SLBC Convener)**

SLBC MANIPUR \_\_\_\_\_ 86 \_\_\_\_\_ DECEMBER, 2016

**Discussion on Financial Literacy Awareness Camp:**

The Additional Chief Secretary viewed that the no. of banks conducting Financial Literacy Awareness camps were very few and advised other banks to start conducting.

**(Action: Concerned Banks)**

**Discussion on Pradhan Mantri Awaz Yojana: Credit Linked Subsidy Scheme:**

The Commissioner, MAHUD apprised the House that the achievement under Housing sector is very low and suggested that the Credit Linked Subsidy Scheme of PMAY will be able to increase the achievement. The Commissioner advised the banks to tie up with the nodal agencies for financing under PMAY.

The Regional Chief, HUDCO informed the House that sensitization programme will be conducted at Guwahati for enabling the banks to understand the scheme as well as financing under PMAY. The Additional Chief Secretary advised the HUDCO to hold such programme at Imphal for maximum participation by Banks.

**(Action: Banks & HUDCO)**

**Discussion on opening of bank branch at Leimatak village, Churachandpur:**

The Convener, SLBC informed the House that an RIA was filed for opening of a Bank branch at Leimatak village and added that as per survey, the position of opening bank branch at Leimatak was not feasible as the population of the area was around 1666 as per census 2011 report. The Additional Chief Secretary enquired about the origin of the RIA and to whom it was addressed. On clarification, the Additional Chief Secretary advised that as the RIA was addressed to RBI, the RBI should give the reply of the RIA. The General Manager, NABARD clarified the House that the RIA was filed to know RBI's Financial Inclusion initiative of the particular area as the nearest Bank branch- SBI, Loktak H.E.P.A. branch and ATM is around 30 km away.

**(Action: RBI)**

The meeting concluded with a vote of thanks by the SLBC Convener.

**End**

**ANNEXURE**

**List of invitees present in the 47<sup>th</sup>SLBC meeting for the quarter ended June'16 held on 19/09/2016 at the Conference Hall of Manipur Secretariat, South Block, Imphal**

**A. STATE AND CENTRAL GOVT. OFFICIAL**

Sl no	Name	Designation/ Office/ Department
1	Shri O. Nabakishore Singh, IAS	Chief Secretary, GOM
2	Dr. J. Suresh Babu, IAS	Addl. Chief Secretary, Finance/Home/ Education
3	Shri. R. Sudhan, IAS	MD, MSPDCL
4	Shri R.K. Dinesh, IAS	Commissioner, MAHUD
5	Dr. S. Ibocha Singh, IPS	IGP (Adm)
6	Shri. T. Ranjit Singh, IAS	DC, Imphal West
7	Smt. L.N. Kashung	ADC/ADM, Senapati
8	Shri M. Luikham	DC, Tamenglong
9	Shri M. Harekrishna, IAS	DC, Bishnupur
10	Shri. W. Ibohal Singh	DC, Churachandpur
11	Shri D. Gangmei	ADC/ADM, Ukhrul
12	Shri. Lalramsang	ADC/Chandel
13	Smt. O. Leimaton Devi	ADM/ Imphal East
14	Shri. N. Surjit Singh	ADM/ Thoubal
15	Shri E. Amuthoi	DC/ Bishnupur/BO(HQ)
16	Shri. N. Sanatomba Singh	Dy. Secy (Agriculture)
17	Shri. S. Naba Singh	Dy. Secy (SW+Coop)
18	Shri. M. Goura Singh	Dy. Secy (Fishery)
19	Shri. Peter Salam	Dy. Secy (MUDA)
20	Shri. N. Gitkumar Singh	Director, MAHUD
21	Mrs. Mercina R. Panmei	Director, IF
22	Dr. Th. Muhindro Singh	Director, Planning
23	Shri. Th. Kirankumar	Director, Treasuries & Accounts
24	Shri. C.S. Khongsai	SMM (FI) MSRLM
25	Shri. Jiteshwar Keisham	Dy. Director, SW
26	Shri. Ranbir Singh	Joint Director, Agriculture
27	Shri L Birjit Singh	Dy. Director, Horticulture & Soil Conservation
28	Th. Baite	Dy. Dir, MSME, GOI
29	Ms. Valentina Arambam	ASMD/MSRLM
30	Shri. K. Lamlee Kamei	Additional Director (C & I)
31	Smt. E. Sulochana Devi	Additional Director/ Fisheries
32	Shri. L. Jogendra Singh	Asst. Director, IF
33	Smt. Ch. Rebika Devi	Asst. Director, C & I Dept.
34	Shri. N. Gourashyam Singh	Asst. Director (P)
35	Shri. S. Ranjit Singh	Project Director, MDS
36	Shri Ksh. Mani Singh	EE/ MDS
37	Shri. M. Siallon	EE/ MDS
38	Shri. Ph. Khangmeidun	CEO, MKVIB
39	Shri. Kh. Kundo Singh	F/ Manager, Directorate of C & I
40	Shri. T. Imocha Sharma	PMEGP I/C, KVIC



**B. RESERVE BANK OF INDIA AND NABARD**

Sl. No.	Name	Designation/ Office/ Department
1.	Shri T. Hauzel	CGM, RBI
2.	Shri A.C. Srivastava	General Manager, NABARD
3.	Smt. N. Guite	DGM, NABARD
4.	Shri C.M. Samuel	AGM, RBI
5.	Shri. Achan Sharon	Manager, RBI

**C. COMMERCIAL BANKs, RRBs, CO-OPERATIVE BANKs AND OTHER FINANCIAL PUBLIC SECTOR INSTITUTION'S OFFICIALS**

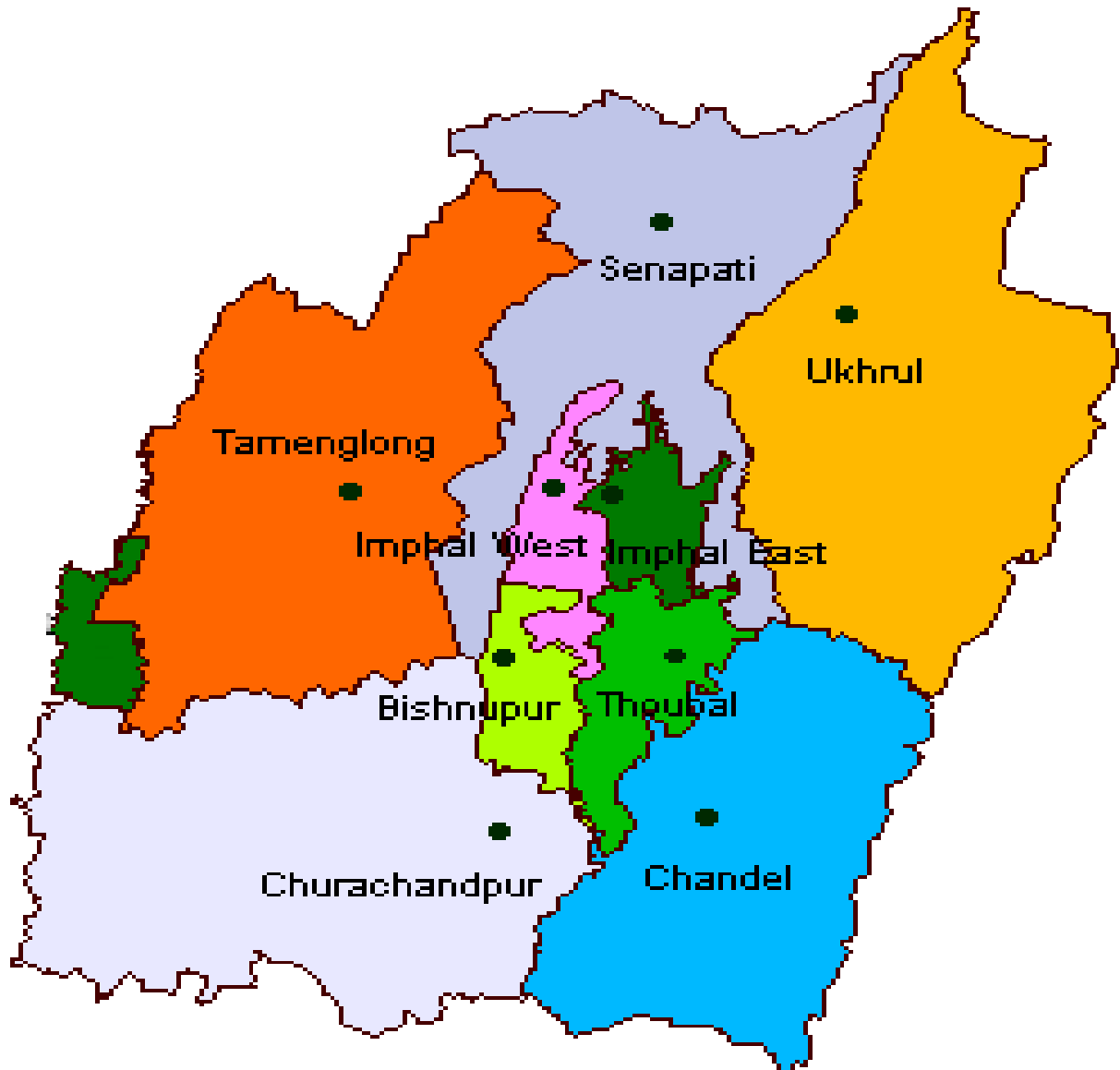
Sl. No.	Name	Designation/ Office/ Department
1	Shri. P.K. Bal	Chairman, MRB
2	Shri. L.M. Yanthau	Regional Chief, HUDCO
3	Shri S. Ibomcha Singh	AGM, MSCB
4	Shri. Ch. Debendro Singh	AGM, BSNL
5	Shri. P.K. Das	AGM, UBI
6	Shri. M. Nishikanta Singh	AGM (P) HUDCO
7	Shri. B. Mushahary	Chief Manager, Allahabad Bank
8	Shri. B.K. Dutta	Chief Manager, UCO Bank
9	Shri. Ninuo Chah	Chief Manager, BOB
10	Shri. K. Bikramjit Singh	Chief Manager, UBI
11	Shri. Kh. Yaiskul Singh	Senior Manager, MRB
12	Shri Shri. Kh. Kennedy Singh	Sr. Manager, PSB
13	Shri. P.D. Morang	Sr. Manager, VJB
14	Shri S.K. Singsit	LDM, UBI
15	Shri. Madan Gopal Boro	Cluster Head, Dimapur, Axis
16	Shri. Manihar Shougaijam	CBM, ICICI
17	Shri. Dorendro Athokpam	Branch Manager, Union Bank
18	Shri Sushil Singh Taorem	Branch Manager, Yes Bank
19	Smt. Ph. Helen Devi	Branch Manager, MPCB
20	Shri Kaikholal Lhouvum	Branch Manager, Syndicate
21	Ms. E. Apanthoi Chanu	Branch Manager, MWCB
22	Md. Alam Ahamed	Branch Manager, BOI
23	Shri. G. Kaphungangpou	Branch Head, Axis
24	Shri. M. Amarjit Singh	Branch Manager, Indusind
25	Shri. Bikram Ksh	Branch Manager, Bandhan Bank
26	Shri. Ng. Gopeshwor Singh	Branch Manager, HDFC
27	Shri. Th. Paulalthuom Gangte	Branch in-charge, CAN
28	Shri. Asem Robert Singh	RM, ICICI
29	Shri. L. Angouba Singh	Manager, MSCB
30	Shri Gideon Maram	Manager, HDFC
31	Smt. N.Nolini Devi	Dy. Manager, MPCB
32	Shri. . Budhi Meetei	Dy. Manager, IUCB
33	Shri. S. Michael Singh	Dy. Manager, Bandhan Bank
34	Ms. N. Joynitibala Devi	Asst. Manager, IDBI
35	Shri. G. Ramkumar Sharma	Asst. Manager, SIDBI
36	Shri. Emmanuel Th. Ngaihte	Asst. Manager, CBI

**D. CONVENER BANK OFFICIALS**

<b>Sl. No.</b>	<b>Name</b>	<b>Designation/ Office/ Department</b>
1.	Shri Kamal Khanal	AGM, R-V, SBI
2	Shri Adhir Chandra Das	CM, LBO, Imphal West
3	Shri. N. Hauzel	CM, LBO, SBI, Churachandpur, Thoubal, Chandel
4	Shri Tholi Paul Mao	CM, LBO, SBI, Senapati
5	Shri. Jamlim Haokip	Manager, SBI Imphal Branch
6	Shri. Rakhesh Saikhom	Asst. LBO, SBI, Imphal West



DISTRICTS OF MANIPUR STATE



1. Thoubal,
2. Chandel
3. Churachandpur
4. Senapati
5. Imphal West,
6. Imphal East
7. Bishnupur
8. Tamenglong
- and 9. Ukhrul.