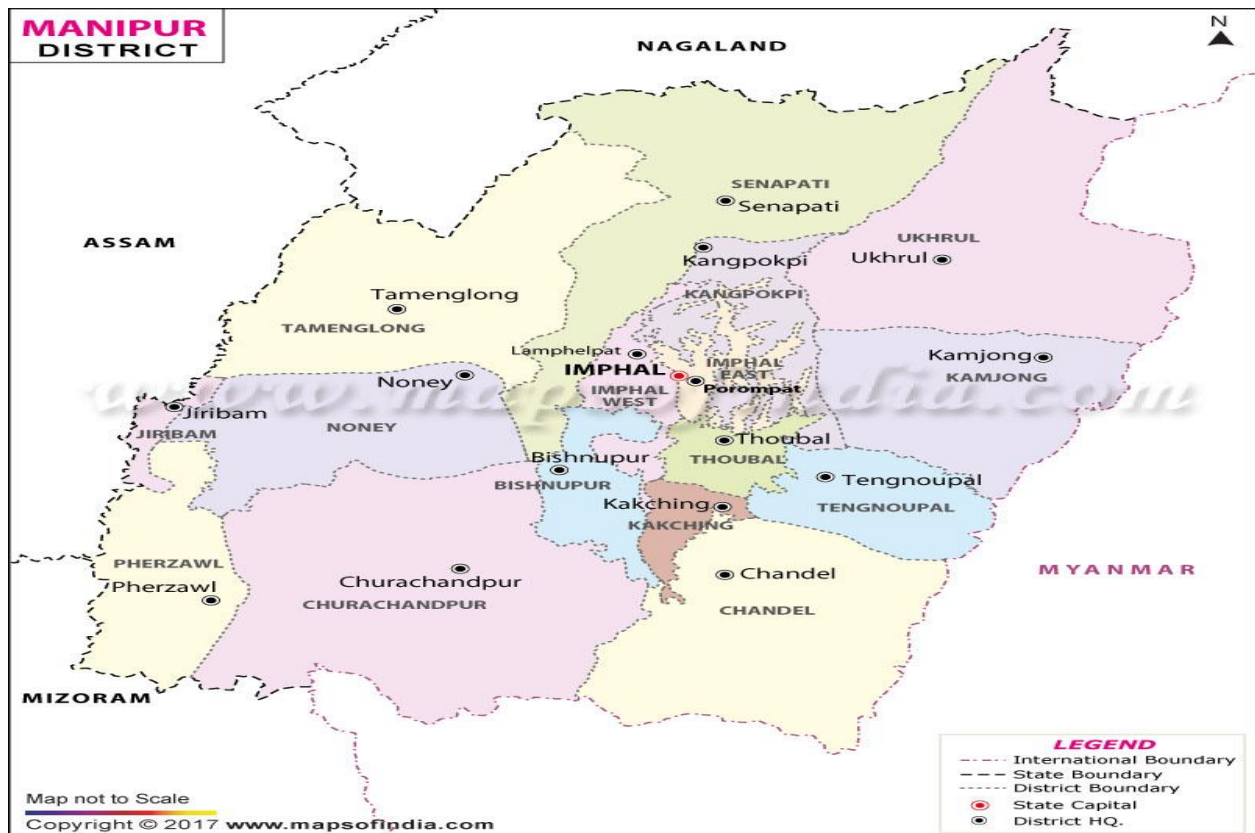


MANIPUR STATE PROFILE

The word Manipur is derived from two words, “Mani” meaning ‘Jewel’ and “Pur” meaning “City or Place”. Pandit Jawaharlal Nehru called Manipur the ‘Jewel of India’ while Lord Irwin described it as the Switzerland of India’. It is bounded by Nagaland to the north, Mizoram to the south, and Assam to the west, Myanmar (Sagaing Region and Chin State) lies to its east. The state covers an area of 22,327 square kilometres (8,621 sq miles) and as per Census 2011, it has a population of 28.56 Lakhs. The rural and urban population is 70.79% and 29.21%, respectively. Sex Ratio in Manipur is 985 i.e. for each 1000 male. Manipur has been at the crossroads of Asian economic and cultural exchange for more than 2,500 years. It has long connected the Indian subcontinent to Southeast Asia, China (or East Asia), Siberia, Micronesia and Polynesia, enabling migration of people, cultures, and religions.

Districts of Manipur



1. Bishnupur	5. Imphal West	9. Kangpokpi	13. Tamenglong
2. Chandel	6. Jiribam	10. Noney	14. Tengnoupal
3. Churachandpur	7. Kakching	11. Pherzawl	15. Thoubal
4. Imphal East	8. Kamjong	12. Senapati	16. Ukhrul

Manipur State
Selected Economic Indicators.

Sl. No.	Items	Ref. Year	Unit	Particulars
1.	Geographical Area	2011 Census	'000 Sq. Km.	22.327
2.	Population	2011 Census	Lakh No.	28.56
3.	Density	-do-	Persons per Sq. Km.	121
4.	Sex Ratio	-do-	Females per '000 Males	987
5.	Percentage of Urban Population to the total population	-do-	Percentage	43
6.	Average Annual Exponential Growth Rate	2001-2011	-do-	1.86%
7.	Population Below Poverty Line (As per Planning Commission estimates)	1999-2000	-do-	28.54%
8.	Literacy rate : (i) Persons (ii) Male (iii) Female	2011 Census	-do-	i) 79.85% ii) 85.48% iii) 77.15%
9.	Gross State Domestic Product (GSDP) at factor cost : (i) At current prices (ii) At constant (1993-94) prices	2004-05 to 2010-2011 (Q) -do-	Rs. in crore -do-	9198.14 7184.09
10.	Net State Domestic Product (NSDP) at factor cost (i) At current prices (ii) At constant (1993-94) prices	-do- -do-	-do- -do-	8228.31 6548.20
11.	Per Capita NSDP (i) At current prices (ii) At constant (1993-94) prices	2003-2004	Rupees -do-	29684 23298
12.	Index of Agricultural Production (Base: Triennium ending 1981-82=100)	2002-2003 (P)	-	3325
13.	Total cropped area	1999-2000	Lakh hectare	1,65,787
14.	Net area sown	-do-	-do-	1,55,232
15.	Index of Industrial Production (Base : 1993-94=100)	2002-2003 (P)	-	502
16.	Post office per lakh population	2017 (December)	No.	25.75
17.	All scheduled commercial banks per lakh population	2017 (December)	Nos.	6.87
18.	Employment on organised sector	2002 (P)	'000 Nos.	80
19.	(i) Public Sector	-do-	-do-	70
20.	(ii) Private Sector	-do-	-do-	10

District-wise Population, Sex-ratio, Density etc (As per 2011 Census).

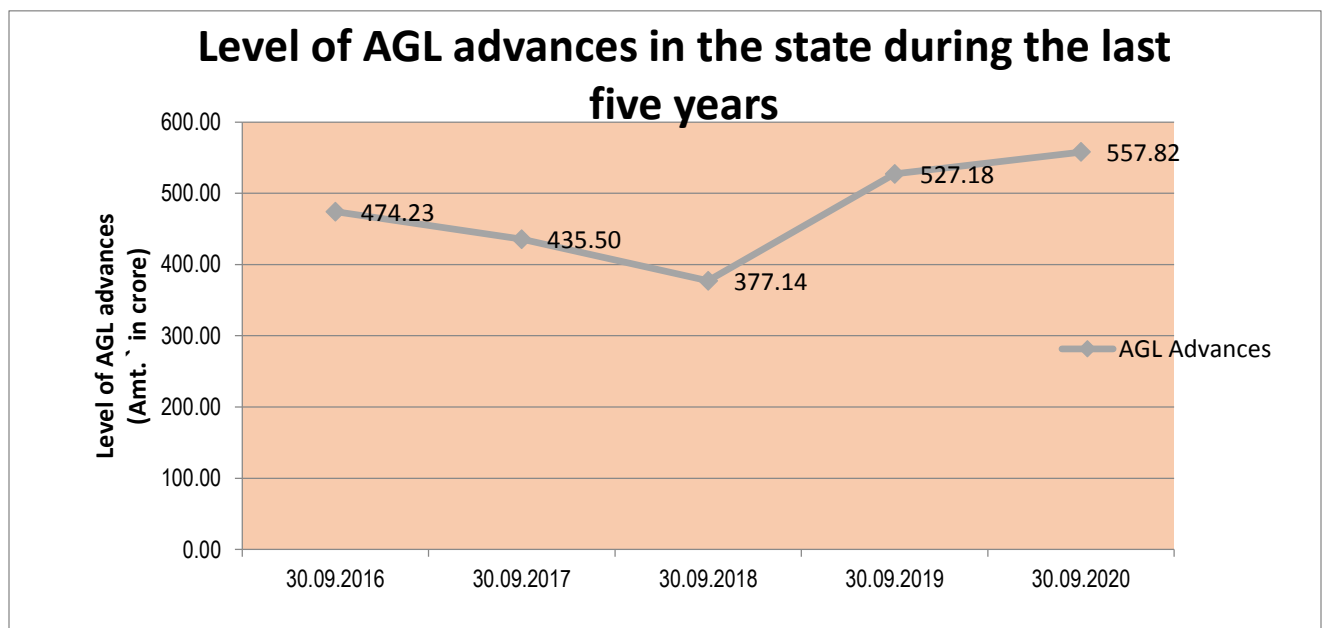
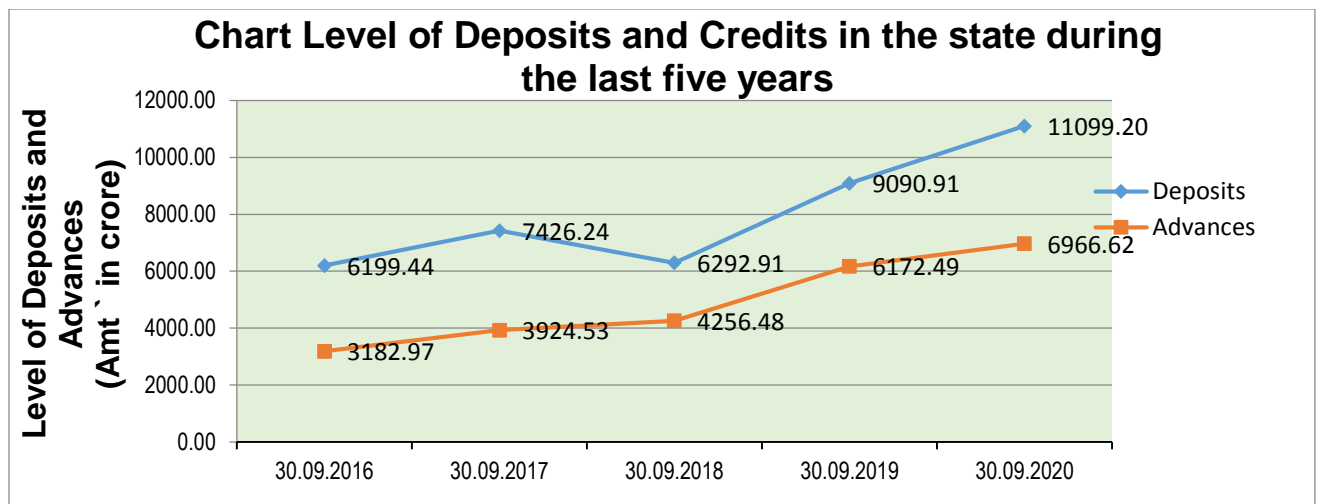
Sl. No.	DISTRICT	Population	Sex Ratio per '000 males	Density per Sq. Km.	Scheduled Caste			Scheduled Tribe		
					Total	Male	Female	Total	Male	Female
1.	THOUBAL	4,20,517	998	708	33,969	16,640	17,329	4,274	2,200	2,074
2.	CHANDEL	1,44,028	981	36	210	107	103	1,08,779	54,692	54,087
3.	CHURANDPUR	2,71,274	944	50	205	179	26	2,12,482	1,07,002	1,05,480
4.	SENAPATI	3,54,972	935	87	238	143	95	1,22,791	61,785	61,006
5.	IMPHAL WEST	5,14,683	1004	856	13,276	6,646	6,630	21,118	10,478	10,640
6.	IMPHAL EAST	4,52,661	991	557	10,409	5,374	5,035	24,712	12,382	12330
7.	BISHNUPUR	2,40,363	993	420	1,727	842	885	6,143	3,064	3,079
8.	TAMENGLONG	1,40,143	922	25	3	X	3	1,06,349	54,020	52,329
9.	UKHRUL	1,83,115	916	31	210	X	X	1,34,493	68,696	65,797
TOTAL		28,55,794	8684	2770	60,247	29,931	30,106	56,247	2,67,317	2,61,342

**** Information collected from respective state Govt. website...**

MANIPUR STATE: ACHIEVEMENT VERSUS NATIONAL NORMS

As on 30.09.2020

PARAMETERS	NATIONAL NORMS (%)	State Position (%)
C D RATIO	60	63
CREDIT + INV. : DEPOSIT RATIO	60	71
PRI. SECTOR ADV. TO TOTAL ADV.	40	37
AGL. ADV. TO TOTAL ADV.	18	8



Details of Banking Profile in the FY 2020-21 as on 30.09.2020						
(Amount in Rs.Lakhs)						
Profile	Public. Bank	Private. Bank	RRBs	Co-op Banks	NEFSB	Total
Branch Network	129	43	26	12	3	213
Aggregate Deposit(D)	843096.38	205928.51	33660.05	26701.33	534.12	1109920.39
Aggregate Advances(A)	514430.07	153206.62	17247.71	10171.29	1606.12	696661.81
C:D Ratio (CDR2)	61.02	74.40	51.24	38.09	300.70	62.77
Priority Sector Advances	170591.57	57745.05	16276.28	7683.95	1606.12	253902.97
% to Total Advances	33.16	37.69	94.37	75.55	100.00	36.45
Adv. to Agriculture	23517.10	23939.31	6957.46	3901.91	30.91	58346.69
% to Total Advances	4.57	15.63	40.34	38.36	1.92	8.38
Adv. to SSI Sector	81076.41	31155.00	8361.73	2524.97	1575.21	124693.32
% to Total Advances	15.76	20.34	48.48	24.82	98.08	17.90
Adv. to Services Sector	68649.71	12527.56	957.09	1257.07	0.00	83391.43
% to Total Advances	13.34	8.18	5.55	12.36	0.00	11.97
Details of Banking Profile in the FY 2019-20 as on 31.03.2020						
(Amount in Rs.Lakhs)						
Profile	Public. Bank	Private. Bank	RRBs	Co-op Banks	NEDFI/RIDF	Total
Branch Network	139	40	26	22	4	231
Aggregate Deposit(D)	823562.0	187767.04	31614.3	57224.11	0	1100167.45
Aggregate Advances(A)	488537.0	147085.83	16347.63	22649.93	0	674620.41
C:D Ratio (CDR2)	59.0	78.0	52.0	40.0		61
Priority Sector Advances	170928.0	67010.09	15229.49	15692.88	0	268860.48
% to Total Advances	35.0	46	93	69	0.0	40
Adv. to Agriculture	21342.8	21838.07	6268.77	4009.66	0	53459.33
% to Total Advances	4	15	38	18		8
Adv. to SSI Sector	76936.2	33124.11	7974.56	3113.5	0	121148.41
% to Total Advances	16	23	49	14		18.0
Adv. to Services Sector	72649.0	12047.91	986.16	8569.72	0	94252.74
% to Total Advances	15	8	6	38	0.0	14.0
Recovery % of Priority Sector Advances	40	91	0	27	0	39
Overdues % of Priority Sector Advances	60	9	0	73	0	61

AGENDA

Agenda 1. Adoption of minutes of the last SLBC meeting held on 03.09.2020

The minutes of the SLBC meeting for the SLBC held on 03.09.2020 has been circulated to all the members, the house may adopt the said minutes.

Agenda 2. Action Taken Report of the last SLBC meeting

Agenda3. Review of Deposit, Advances and CD Ratio:

a) Deposit, Advances and CD Ratio in the last three Financial Years for Manipur: (Amt in Crores)

FY	Deposits	Advances	CD Ratio	YOY Growth in Advance	
				Value	%
September 2020	11099.20	6966.62	63	794.13	13
September 2019	9090.91	6172.49	68	1916.00	45
September 2018	6292.91	4256.48	68	331.96	8

**The National bench-mark for CD Ratio is 60%.

b) The CD Ratio performance of the Banks in Manipur as on 30.09.2020:

CD Ratio	No of Banks	Name of Banks
Below 40%	3	YES, MSCB, IDBI
40- 60%	11	BOB, BOM, CAN, CBI, IND, IOB, PNB, PSB, UNI, ICICI, MRB
Above 60%	8	BOI, SBI, UCO, AXIS, BANDHAN, HDFC, INDUS, NESFB

Agenda 4. Review of Credit Disbursement

a). ACP performance during the year

Sector-wise Summary under ACP

(Amt in Crores)

Sector	FY 20-21 September Quarter		
	Target	Achieved	Achv%
Agri Sector	660.75	80.54	12%
MSME	546.45	292.97	54%
Other Priority Sector	430.4	67.13	16%
Total Priority	1637.6	440.64	27%
Non Priority	539.3	516.96	96%
Grand Total	2176.9	957.6	44%

b) Priority Sector lending**(Amt in Crores)**

Sector	Dec, 2019	Mar, 2020	June, 2020	Sept, 2020	Growth in Sept 20 over June 20		% to Total Advances
					Value	%	
Agri	498.29	534.59	558.6	557.82	-0.78	0	8
MSME	1175.71	1211.48	1209.7	1246.93	37.23	3	17
Services/ Other Priority Sector	987.69	942.53	773.65	833.91	60.26	8	12
Total	2661.69	2688.6	2541.95	2638.66	96.71	4	38

The Priority Sector advances remains same over the June 2020. Priority sector advances stood at 38% of the total advances at the end of September quarter FY 2020-21.

c) PMEGP:

Sponsoring agencies to apprise the House.

d) Fishery Loan**As on 30.09.2020****(Amt in Lakhs)**

Target	Application Receive	Sanctioned No	Sanctioned Amt	Disbursed Amt	Rejected
2871	1281	513	1113.5	896.82	768

Agenda 5. Opening of Bank Branches at Unbanked Blocks, Unbanked Urban Local Bodies, and CBS-enabled banking outlets at the Unbanked Rural Centres

i) Unbanked Blocks**As on 30.09.2020**

TOTAL UNBANKED BLOCKS	NO. OF BANKED BLOCKS	NO. OF UNBANKED BLOCKS
27	12	15

ii) Unbanked Urban Local Bodies**As on 30.09.2020**

TOTAL UNBANKED URBAN LOCAL BODIES (ULBs)	NO. OF BANK ULBs	NO. OF UNBANK ULBs
11	2	9

Agenda 6: Doubling of Farmers' Income by 2022

Status Report to be appraised by Director Agriculture

Agenda 7: Inclusion of Financial Education in School Curriculum:

Director, Education –S, Manipur to apprise the House.

Agenda 8. Recovery Act of Manipur 2003-Bakijai cases how to implement in Manipur.**Agenda 9. 100% Digitalization of Kakching District.**

Status Report to be appraised by LDM Kakching.

Agenda 10. PM SVanadhi Yojana. PMAY (U)

To be appraised by MAHUD.

Agenda 11. Miscellaneous Agenda (VDF Personal loan).

ACTION TAKEN REPORT OF 63rd SLBC HELD ON 03.09.2020 (Last meeting)

Sl.No	Action Point	Action Taken
1.	Fishery loan.	Second phase of target numbering 2400 for sanctioning fishery loans is already allotted to all the Bank branches of Manipur for sanction by Convener, SLBC so that all the Banks other than MSCB also achieve 100% of their targets.
2.	Opening of RSETIs	<p>i) Opening of RSETIs in Imphal West, Senapati, Chandel, Churachandpur and Ukhrul by SBI:- SBI has written to the Secretary, MORD, Govt. of India vide Corporate Letter no. FIMM/LB&RSETI/MKP/No. 21 dated 23rd November 2020 stating that it has the Lead Bank responsibilities in four districts out of five districts.. RSETI in Churachandpur has already been opened and is functional. As per the SOP issued by MORD opening of RSETI, opening of RSETIs can be assigned to the bank where it has Lead Bank responsibilities in the district. However, the lead responsibility of Ukhrul district is vested with PNB. Further all the remaining three districts are situated in hilly terrains of North Eastern Region where project cost for RSETI buildings will be in the range of R 4 to 5 crores with the required built-up area of 8000 sq. ft as per SOP. In view of this SBI has requested the Ministry to consider extending infrastructure grant as per project cost of the buildings on actual basis for opening new RSETIs. at (i) Imphal West, (ii) Senapati and (iii) Chandel</p> <p>ii) Opening of RSETIs in Bishnupur, Imphal East, Tamenglong, Kakching by PNB:-</p>

		PNB has already opened RSETI at Kakching whereas functioning has been delayed since the allotted building was utilized as Quarantine Centre for Covid 19. However, the Director namely Shri Jyotin Singh has been appointed and he is stationed at RSETI, Kakching. Opening of other RSETIs at Bishnupur, Imphal East and Tamenglong is under consideration as they have not received permission from their Head Office.
3	PMEGP	As per the advice by the Chairman, all the LDMs met the Deputy Commissioners of their respective districts and accordingly meetings were held with the concerned banks. The banks were advised by the respective Deputy Commissioners to achieve 100% of their targets within the stipulated time.
4	100% Digitalization of Kakching District	LDM, Kakching has written to all bank branches to complete the process of 100% digitalization of their respective Savings Bank accounts and Current Accounts by the stipulated time line. It may be noted here that the time line for completion of the process has been extended from 31.10.2020 till 31.03.2021.

Bankwise Position of Branches / ATM / Banking Outlets / BC / DEPOSITS / ADVANCES / Report of Manipur in the FY-2020-2021 as on date 30-09-2020												
(Rs. In Lakhs)												
Sl No.	Bank Name	ATM			Total ATM	BRANCH			Total Branch	BC		
		Rural	Semi-Urban	Urban		Rural	Semi-Urban	Urban		Total	Fix	Other
1	BOB	5	0	14	19	7	0	9	16	10	10	1
2	BOI	1	1	3	5	2	1	1	4	1	0	0
3	BOM	0	0	0	0	0	0	1	1	1	0	0
4	CAN	2	1	1	4	2	2	2	6	0	0	0
5	CBI	3	2	1	6	4	2	2	8	17	0	17
6	IND	0	0	1	1	2	1	2	5	5	5	0
7	IOB	0	1	2	3	0	1	2	3	2	0	0
8	PNB	5	13	12	30	6	10	7	23	64	64	0
9	PSB	3	0	2	5	3	0	2	5	4	0	0
10	SBI	85	78	49	212	24	14	8	46	154	143	11
11	UCO	6	4	1	11	6	4	1	11	0	0	3
12	UNI	0	0	1	1	0	0	1	1	1	1	0
Public	Total	110	100	87	297	56	35	38	129	259	223	32
1	AXIS	3	5	12	20	2	5	4	11	6	0	0
2	BANDHAN	1	0	1	2	3	4	2	9	9	0	0
3	HDFC	3	4	8	15	3	2	4	9	48	48	5
4	ICICI	4	1	4	9	4	1	4	9	0	0	0
5	IDBI	1	0	1	2	1	0	1	2	0	0	0
6	INDUS	1	0	1	2	1	0	1	2	0	0	0
7	NESFB	0	0	0	0	1	0	2	3	0	0	0
8	YES	0	0	1	1	0	0	1	1	0	0	0
Private	Total	13	10	28	51	15	12	19	46	63	48	5
1	MRB	0	0	0	0	15	10	1	26	45	0	0
RRB	Total	0	0	0	0	15	10	1	26	45	0	0
1	MSCB	4	4	4	12	5	6	1	12	0	0	0
Grand	Total	127	114	119	360	91	63	59	213	367	271	37

**District wise Branches / ATM / Banking Outlets / BC / DEPOSITS / ADVANCES / Report of Manipur in the
FY2020-2021 as on date 30-09-2020**

(Amount in Rs.Lakhs)

SI No.	District Name	ATM			Total ATM	BRANCH			Total Branch	BC		
		Rural	Semi-Urban	Urban		Rural	Semi-Urban	Urban		Total	Fix	Other
1	BISHNUPUR	11	11	0	22	3	15	0	18	38	19	5
2	CHANDEL	4	1	0	5	4	0	0	4	5	5	1
3	CHURACHANDPUR	9	17	1	27	13	4	1	18	32	24	7
4	IMPHALEAST	29	0	22	51	22	3	9	34	64	43	8
5	IMPHALWEST	36	40	94	170	7	8	48	63	76	61	11
6	JIRIBAM	1	0	0	1	3	0	0	3	6	4	0
7	KAKCHING	1	7	2	10	0	7	0	7	28	19	2
8	KAMJONG	1	0	0	1	1	0	0	1	2	2	0
9	KANGPOKPI	6	0	0	6	6	0	1	7	8	7	0
10	NONEY	1	0	0	1	3	0	0	3	4	3	0
11	PHERZAWAL	0	0	0	0	1	0	0	1	2	0	0
12	SENAPATI	11	7	0	18	14	0	0	14	17	16	2
13	TAMENGLONG	0	2	0	2	2	3	0	5	8	8	0
14	TENGNOUNPAL	5	2	0	7	3	4	0	7	6	4	0
15	THOUBAL	8	24	0	32	6	16	0	22	59	44	1
16	UKHRUL	4	3	0	7	3	3	0	6	12	12	0
Grand	Total	127	114	119	360	91	63	59	213	367	271	37

Bank Wise Business and Credit Deposit Ratio of Manipur in the FY2020-2021 as on date 30-09-2020										
(Rs In Lakhs)										
Sl No.	Bank Name	Deposit Amount (D)	Advances Amount (A)	Credit Utilize (CU)	Total Credit (TC)	CDR1	CDR2	Investment Amount (I)	TC + I	CDR3
1	BOB	60203.22	28386.29	0	28386.29	47.15	47.15	0	28386.29	47.15
2	BOI	11711	11234	0	11234	95.93	95.93	0	11234	95.93
3	BOM	6486.61	2887.03	0	2887.03	44.51	44.51	0	2887.03	44.51
4	CAN	16477.1	8582.48	0	8582.48	52.09	52.09	0	8582.48	52.09
5	CBI	20192.48	9279.81	0	9279.81	45.96	45.96	0	9279.81	45.96
6	IND	14279	8465.08	0	8465.08	59.28	59.28	0	8465.08	59.28
7	IOB	10627.85	5137.56	0	5137.56	48.34	48.34	0	5137.56	48.34
8	PNB	165354	88728	0	88728	53.66	53.66	0	88728	53.66
9	PSB	18428.88	10365.12	0	10365.12	56.24	56.24	0	10365.12	56.24
10	SBI	498284.08	320795.88	3101	323896.88	64.38	65	37047	360943.88	72.44
11	UCO	16435.53	15439.82	0	15439.82	93.94	93.94	0	15439.82	93.94
12	UNI	4616.63	2028	0	2028	43.93	43.93	9808.04	11836.04	256.38
Public	Total	843096.38	511329.07	3101	514430.07	60.65	61.02	46855.04	561285.11	66.57
1	AXIS	63563.61	55269.38	0	55269.38	86.95	86.95	0	55269.38	86.95
2	BANDHAN	5591.48	12628.35	0	12628.35	225.85	225.85	0	12628.35	225.85
3	HDFC	62976.84	53424.42	0	53424.42	84.83	84.83	0	53424.42	84.83
4	ICICI	58723.94	24795.8	0	24795.8	42.22	42.22	0	24795.8	42.22
5	IDBI	11168	3941.07	0	3941.07	35.29	35.29	0	3941.07	35.29
6	INDUS	2155.64	2592.6	0	2592.6	120.27	120.27	0	2592.6	120.27
7	NESFB	534.12	1606.12	0	1606.12	300.7	300.7	0	1606.12	300.7
8	YES	1749	555	0	555	31.73	31.73	0	555	31.73
Private	Total	206462.63	154812.74	0	154812.74	74.98	74.98	0	154812.74	74.98
1	MRB	33660.05	17247.71	0	17247.71	51.24	51.24	15450.16	32697.87	97.14
RRB	Total	33660.05	17247.71	0	17247.71	51.24	51.24	15450.16	32697.87	97.14
1	MSCB	26701.33	10171.29	0	10171.29	38.09	38.09	25715.18	35886.47	134.4
All Banks	Total	1109920.39	693560.81	3101	696661.81	62.49	62.77	88020.38	784682.19	70.7
Grand	Total	1109920.39	693560.81	3101	696661.81	62.49	62.77	88020.38	784682.19	70.7

District Wise Business and Credit Deposit Ratio of Manipur in the FY2020-2021 as on date 30-09-2020													
(Amount in Rs.Lakhs)													
Sl No.	District Name	Dep Rural	Dep Semi-Urban	Dep Urban	Total Deposit	Adv Rural	Adv Semi-Urban	Adv Urban	Total Advances	CDR Rural	CDR Semi Urban	CDR Urban	Overall CD Ratio
1	BISHNUPUR	1355.67	28376.73	0	29732.4	2128.6	27883.3	0	30011.9	157	98		101
2	CHANDEL	14357.69	0	0	14357.69	11455.15	0	0	11455.15	80			80
3	CHURACHANDPUR	34323.77	42729.54	3502.51	80555.82	20995.71	22227.94	1817.38	45041.03	61	52	52	56
4	IMPHALEAST	96041.75	8308.19	117191.37	221541.31	54700.8	4476.31	58445.66	117622.77	57	54	50	53
5	IMPHALWEST	17107	29991.58	533132.87	580231.45	16911.9	39558.19	302666.07	359136.16	99	132	57	62
6	JIRIBAM	5065	0	0	5065	1001	0	0	1001	20			20
7	KAKCHING	0	15049.83	0	15049.83	0	17636.49	0	17636.49		117		117
8	KAMJONG	864.14	0	0	864.14	1308.6	0	0	1308.6	151			151
9	KANGPOKPI	11008.56	0	0	11008.56	7893.01	0	0	7893.01	72			72
10	NONEY	2650.81	0	0	2650.81	2950.87	0	0	2950.87	111			111
11	PHERZAWAL	96.8	0	0	96.8	991.85	0	0	991.85	1025			1025
12	SENAPATI	48858.51	0	0	48858.51	34673.65	0	0	34673.65	71			71
13	TAMENGLONG	1400.54	13395.47	0	14796.01	40.85	3688.3	0	3729.15	3	28		25
14	TENGNUPAL	5078.79	7928.12	0	13006.91	6824.76	3561.83	0	10386.59	134	45		80
15	THOUBAL	5003.09	43768.78	0	48771.87	3212.66	37796.01	0	41008.67	64	86		84
16	UKHRUL	4215.97	19117.31	0	23333.28	1651.21	7062.71	0	8713.92	39	37		37
Grand	Total	247428.09	208665.55	653826.75	1109920.39	166740.62	163891.08	362929.11	693560.81	80	25	33	62

Bank-Wise Priority Sector Advance Report of Manipur as on date 30-09-2020									
Amount in Lakhs.									
SI No.	Bank Name	Agriculture & Allied Activities PS		MSME PS		Other Priority Sector		Total Priority	
		No	Amt	No	Amt	No	Amt	No	Amt
1	BOB	1671	3319.49	3247	9253.31	910	6872.44	5828	19445.24
2	BOI	567	330.3	1327	3433.27	223	2745.42	2117	6508.99
3	BOM	5	22.93	224	1001.55	344	557.66	573	1582.14
4	CAN	538	595.31	1056	2465.21	196	995.44	1790	4055.96
5	CBI	899	1070.47	2015	5751.79	382	2032.06	3296	8854.32
6	IND	530	717.49	1205	3274.67	183	1466.29	1918	5458.45
7	IOB	290	390.33	529	1679	55	676.53	874	2745.86
8	PNB	11364	10197	5832	16387.37	5629	28382.02	22825	54966.39
9	PSB	126	741.96	1204	6492.77	195	1716.29	1525	8951.02
10	SBI	3020	3187.01	6051	25881.2	1798	18184.65	10869	47252.86
11	UCO	2826	2900.26	3562	5064.51	977	4969.33	7365	12934.1
12	UNI	30	44.55	127	391.76	6	51.58	163	487.89
Public	Total	21866	23517.1	26379	81076.41	10898	68649.71	59143	173243.22
1	AXIS	6774	9371.43	251	5252.54	5211	10802.87	12236	25426.84
2	BANDHAN	3830	1554.7	27464	9747.68	1	1.6	31295	11303.98
3	HDFC	952	1788.12	10373	11962.79	274	340.08	11599	14090.99
4	ICICI	5442	7924.96	160	1772.16	2	31.13	5604	9728.25
5	IDBI	395	733.95	326	1855.24	131	1351.88	852	3941.07
6	INDUS	1	1.24	43	505.59	0	0	44	506.83
7	NESFB	143	30.91	7533	1575.21	0	0	7676	1606.12
8	YES	0	0	2	59	0	0	2	59
Private	Total	17537	21405.31	46152	32730.21	5619	12527.56	69308	66663.08
1	MRB	13497	6957.46	10046	8361.73	113	957.09	23656	16276.28
RRB	Total	13497	6957.46	10046	8361.73	113	957.09	23656	16276.28
1	MSCB	4469	3901.91	794	2524.97	830	1257.07	6093	7683.95
Grand	Total	57369	55781.78	83371	124693.32	17460	83391.43	158200	263866.53

Segregation of Advances in Manipur for the FY 2020-21 as on 30.09.2020								
(Rs in Lakhs)								
Sl No.	Bank Name	Total Advance	Priority Sector Advance (PSA)	Non Priority Sector Advance (NPSA)	Weaker Sector Advance (WSA)	PSA to Tot. Adv (%)	WSA to PSA (%)	WSA to Tot. Adv (%)
1	BOB	28386.29	19445.24	8941.05	884.99	68.50	4.55	3.12
2	BOI	11234	6508.99	4725.01	0	57.94	0.00	0.00
3	BOM	2887.03	1582.14	1304.89	0	54.80	0.00	0.00
4	CAN	8582.48	4055.96	4526.52	2947.37	47.26	72.67	34.34
5	CBI	9279.81	8854.32	425.49	1544.57	95.41	17.44	16.64
6	IND	8465.08	5458.45	3006.63	265.2	64.48	4.86	3.13
7	IOB	5137.56	2745.86	2391.7	0	53.45	0.00	0.00
8	PNB	88728	54966.39	33761.61	4845	61.95	8.81	5.46
9	PSB	10365.12	8951.02	1414.1	0	86.36	0.00	0.00
10	SBI	323896.88	47252.86	276644.02	420	14.59	0.89	0.13
11	UCO	15439.82	12934.1	2505.72	0	83.77	0.00	0.00
12	UNI	2028	487.89	1540.11	0.85	24.06	0.17	0.04
Public	Total	514430.07	173243.22	341186.85	10907.98	33.68	6.30	2.12
1	AXIS	55269.38	25426.84	29842.54	0	46.01	0.00	0.00
2	BANDHAN	12628.35	11303.98	1324.37	3240.57	89.51	28.67	25.66
3	HDFC	53424.42	14090.99	39333.43	3564.2	26.38	25.29	6.67
4	ICICI	24795.8	9728.25	15067.55	6691.87	39.23	68.79	26.99
5	IDBI	3941.07	3941.07	0	1843.69	100.00	46.78	46.78
6	INDUS	2592.6	506.83	2085.77	5.88	19.55	1.16	0.23
7	NESFB	1606.12	1606.12	0	1213.78	100.00	75.57	75.57
8	YES	555	59	496	0	10.63	0.00	0.00
Private	Total	154812.74	66663.08	88149.66	16559.99	43.06	24.84	10.70
1	MRB	17247.71	16276.28	971.43	7358.29	94.37	45.21	42.66
RRB	Total	17247.71	16276.28	971.43	7358.29	94.37	45.21	42.66
1	MSCB	10171.29	7683.95	2487.34	5400.51	75.55	70.28	53.10
Grand	Total	696661.81	263866.53	432795.28	40226.77	37.88	15.25	15.25

**Bankwise Progress under ACP Agri(PS) OUTSTANDING at the end of current quarter Report of
Manipur in the FY-2020-2021 as on date 30-09-2020**

(Rs. In Lakhs)

SI No.	Bank Name	Farm Credit Crop No	Farm Credit Crop Amt	Farm Credit Term Loan No	Farm Credit Term Loan Amt	Agri Infra No	Agri Infra Amt	Ancillary No	Ancillary Amt	Agri Total O/S No.	Agri Total O/S Amount
1	BOB	268	400.96	1305	2523	0	0	98	395.53	1671	3319.49
2	BOI	508	243.48	0	0	0	0	59	86.82	567	330.3
3	BOM	0	0	5	22.93	0	0	0	0	5	22.93
4	CAN	270	136.9	260	441.96	2	2	6	14.45	538	595.31
5	CBI	508	261.42	390	796.95	0	0	1	12.1	899	1070.47
6	IND	465	350.63	52	215.23	0	0	13	151.63	530	717.49
7	IOB	205	213.31	0	0	0	0	85	177.02	290	390.33
8	PNB	10353	6185.67	920	3791.33	0	0	91	220	11364	10197
9	PSB	27	38.82	0	0	0	0	99	703.14	126	741.96
10	SBI	2283	1169.57	730	1581.43	0	0	7	436.01	3020	3187.01
11	UCO	1293	1184.15	1533	1716.11	0	0	0	0	2826	2900.26
12	UNI	6	3.33	12	20.61	0	0	12	20.61	30	44.55
Public	Total	16186	10188.24	5207	11109.55	2	2	471	2217.31	21866	23517.1
1	AXIS	0	0	6774	9371.43	0	0	0	0	6774	9371.43
2	BAND	0	0	2414	891.63	84	34.97	1332	628.1	3830	1554.7
3	HDFC	245	945.08	705	768.52	1	1.04	1	73.48	952	1788.12
4	ICICI	5	27.6	5437	7897.36	0	0	0	0	5442	7924.96
5	IDBI	152	337.64	235	367.22	0	0	8	29.09	395	733.95
6	INDUS	1	1.24	0	0	0	0	0	0	1	1.24
7	NESFB	33	5.68	110	25.23	0	0	0	0	143	30.91
8	YES	0	0	0	0	0	0	0	0	0	0
Private	Total	436	1317.24	15675	19321.39	85	36.01	1341	730.67	17537	21405.31
1	MRB	9639	3738.65	1706	2287.7	51	61.25	2101	869.86	13497	6957.46
RRB	Total	9639	3738.65	1706	2287.7	51	61.25	2101	869.86	13497	6957.46
1	MSCB	2293	547.59	2176	3354.32	0	0	0	0	4469	3901.91
Grand	Total	28554	15791.72	24764	36072.96	138	99.26	3913	3817.84	57369	55781.78

District wise Progress under ACP Agri(PS) OUTSTANDING report of Manipur in the FY2020-2021 as on date 30-09-2020													
(Amount in Rs.Lakhs)													
Sl No.	District Name	Farm Credit Crop No	Farm Credit Crop Amt	Farm Credit Term Loan No	Farm Credit Term Loan Amt	Out of Farm Credit Total Allied No	Out of Farm Credit Total Allied Amt	Agri Infra No	Agri Infra Amt	Ancillary No	Ancillary Amt	Agri Total No	Agri Total Amt.
1	BISHNUPUR	4939	1948.16	2629	4357.16	1349	2022.08	12	37.85	267	69.19	7847	6412.36
2	CHANDEL	120	87.03	49	53.23	37	28.3	0	0	0	0	169	140.26
3	CHURACHANDPUR	1680	872.27	1877	1889.31	474	589.87	0	0	1	0.26	3558	2761.84
4	IMPHALEAST	5167	2777.94	3267	4939.53	1059	1207.49	8	11.18	930	1009.03	9372	8737.68
5	IMPHALWEST	9904	6291.79	6929	16168	1927	4694.15	23	19.23	1788	1932.97	18644	24411.99
6	JIRIBAM	67	21.79	296	108.42	94	259.38	9	3.6	640	343.78	1012	477.59
7	KAKCHING	765	289.19	820	1155.26	824	858.17	13	7.88	17	49.45	1615	1501.78
8	KAMJONG	0	0	0	0	0	0	0	0	0	0	0	0
9	KANGPOKPI	585	279.68	60	92.79	39	58.51	0	0	1	1.5	646	373.97
10	NONEY	163	94.15	137	119.58	97	38.05	0	0	33	21.76	333	235.49
11	PHERZAWAL	3	1.38	0	0	0	0	0	0	0	0	3	1.38
12	SENAPATI	1714	938.02	478	363.34	274	127.08	0	0	3	17.85	2195	1319.21
13	TAMENGLONG	26	4.73	50	61.27	10	8	0	0	0	0	76	66
14	TENGNUPAL	218	408.18	649	722.12	24	4.99	0	0	3	31.69	870	1161.99
15	THOUBAL	2482	1020.46	5156	4713.38	431	400.33	10	4.45	256	119.88	7904	5858.17
16	UKHRUL	415	312.52	325	338.8	295	423.02	0	0	27	35.23	767	686.55
Grand	Total	28248	15347.29	22722	35082.19	6934	10719.42	75	84.19	3966	3632.59	55011	54146.26

Bankwise Progress under ACP MSME(PS) OUTSTANDING at the end of current quarter Report of Manipur in the FY-2020-2021 as on date 30-09-2020

(Rs. In Lakhs)

SI No.	Bank Name	Micro No	Micro Amt	Small No	Small Amt	Medium No	Medium Amt	Other MSME No	Other MSME Amt	Total MSME (PS) O/S No.	Total MSME (PS) O/S Amt.
1	BOB	3197	8664.96	8	432.54	0	0	42	155.81	3247	9253.31
2	BOI	1047	2576.46	34	544.81	0	0	246	312	1327	3433.27
3	BOM	84	110.14	24	270.25	5	476.09	111	145.07	224	1001.55
4	CAN	974	1983.77	40	244.14	5	13.75	37	223.55	1056	2465.21
5	CBI	1954	4540.7	60	1179.7	1	31.39	0	0	2015	5751.79
6	IND	1095	2291.58	109	800.42	1	182.67	0	0	1205	3274.67
7	IOB	510	1374	19	305	0	0	0	0	529	1679
8	PNB	4186	9649.58	1423	6275.79	11	85.75	212	376.25	5832	16387.37
9	PSB	989	5136.29	209	1352.99	6	3.49	0	0	1204	6492.77
10	SBI	5311	9432.13	708	13866.3	32	2582.77	0	0	6051	25881.2
11	UCO	3561	4945.92	1	118.59	0	0	0	0	3562	5064.51
12	UNI	109	201.12	15	80.36	3	110.28	0	0	127	391.76
Public	Total	23017	50906.65	2650	25470.89	64	3486.19	648	1212.68	26379	81076.41
1	AXIS	0	0	0	0	251	5252.54	0	0	251	5252.54
2	BAND	27464	9747.68	0	0	0	0	0	0	27464	9747.68
3	HDFC	9965	5815.75	350	5264.17	58	882.87	0	0	10373	11962.79
4	ICICI	135	1533.16	25	239	0	0	0	0	160	1772.16
5	IDBI	316	1757.34	10	97.9	0	0	0	0	326	1855.24
6	INDUS	3	6.49	40	499.1	0	0	0	0	43	505.59
7	NESFB	7254	1263.38	0	0	0	0	279	311.83	7533	1575.21
8	YES	2	59	0	0	0	0	0	0	2	59
Private	Total	45139	20182.8	425	6100.17	309	6135.41	279	311.83	46152	32730.21
1	MRB	10046	8361.73	0	0	0	0	0	0	10046	8361.73
RRB	Total	10046	8361.73	0	0	0	0	0	0	10046	8361.73
1	MSCB	794	2524.97	0	0	0	0	0	0	794	2524.97
Grand	Total	78996	81976.15	3075	31571.06	373	9621.6	927	1524.51	83371	124693.32

District wise Priority Sector MSME ACP OUTSTANDING report of Manipur in the FY2020-2021 as on date 30-09-2020											
(Amount in Rs.Lakhs)											
SI No.	District Name	Micro	Micro	Small	Small	Medium	Medium	Other MSME	Other MSME	MSME Total	
		No	Amt	No	Amt	No	Amt	No	Amt		
1	BISHNUPUR	6816	3542.54	90	221.09	17	53.16	1	0.78	6924	3817.57
2	CHANDEL	445	437.38	3	26.94	0	0	0	0	448	464.32
3	CHURACHANDPUR	2560	4092.04	99	675.8	53	160.87	23	56.37	2735	4985.08
4	IMPHALEAST	16624	11902.14	576	4552.35	71	1033.85	122	131.99	17393	17620.33
5	IMPHALWEST	21754	37520.37	1219	22603.82	202	7965.18	509	1008.35	23684	69097.72
6	JIRIBAM	3754	1410.8	72	36.89	0	0	20	37.85	3846	1485.54
7	KAKCHING	5181	3637.69	374	915.46	0	0	41	109.3	5596	4662.45
8	KAMJONG	113	101.8	0	0	0	0	0	0	113	101.8
9	KANGPOKPI	763	1470.33	9	56.98	0	0	3	22.36	775	1549.67
10	NONEY	394	362.55	0	0	0	0	0	0	394	362.55
11	PHERZAWAL	8	8.52	0	0	0	0	0	0	8	8.52
12	SENAPATI	1676	2836.78	195	1024.07	1	68.13	29	43.48	1901	3972.46
13	TAMENGLONG	355	301.49	83	55.72	0	0	53	23.9	491	381.11
14	TENGNUPAL	763	721.55	127	122.17	0	0	0	0	890	843.72
15	THOUBAL	10517	5308.52	110	852.1	24	335.63	111	76.15	10762	6572.4
16	UKHRUL	795	945.64	100	142.67	5	4.78	15	13.98	915	1107.07
Grand	Total	72518	74600.14	3057	31286.06	373	9621.6	927	1524.51	76875	117032.31

**Bankwise Progress under ACP Other Priority Sector OUTSTANDING at the end of current quarter Report of Manipur in the
FY-2020-2021 as on date 30-09-2020**

(Rs. In Lakhs)

SI No.	Bank Name	Export No	Export Amt	Education PS No	Education PS Amt	Housing PS No	Housing PS Amt	Social Infra No	Social Infra Amt	Renewable No	Renewable Amt	Other PS No	Other PS Amt	Total Other (PS) O/S No.	Total Other (PS) O/S Amt.
1	BOB	0	0	79	286.56	400	5572.67	0	0	0	0	431	1013.21	910	6872.44
2	BOI	0	0	19	58.58	204	2686.84	0	0	0	0	0	0	223	2745.42
3	BOM	0	0	16	86.26	18	250.53	1	216.24	0	0	309	4.63	344	557.66
4	CAN	0	0	76	247.46	113	744.09	0	0	0	0	7	3.89	196	995.44
5	CBI	0	0	44	167.55	89	635.76	0	0	0	0	249	1228.75	382	2032.06
6	IND	0	0	19	90.62	163	1375.42	0	0	0	0	1	0.25	183	1466.29
7	IOB	0	0	6	18.43	49	658.1	0	0	0	0	0	0	55	676.53
8	PNB	0	0	198	635.83	1856	17128.66	7	3.8	0	0	3568	10613.73	5629	28382.02
9	PSB	0	0	18	101.45	171	1601.2	0	0	0	0	6	13.64	195	1716.29
10	SBI	0	0	340	1333.48	1439	16535.33	14	300.39	5	15.45	0	0	1798	18184.65
11	UCO	0	0	29	123.66	417	3959.32	0	0	0	0	531	886.35	977	4969.33
12	UNI	0	0	2	3.38	4	48.2	0	0	0	0	0	0	6	51.58
Public	Total	0	0	846	3153.26	4923	51196.12	22	520.43	5	15.45	5102	13764.45	10898	68649.71
1	AXIS	0	0	0	0	2997	3459.3	554	148	1660	7195.57	0	0	5211	10802.87
2	BAND	0	0	0	0	0	0	0	0	0	0	1	1.6	1	1.6
3	HDFC	0	0	4	3.08	270	337	0	0	0	0	0	0	274	340.08
4	ICICI	0	0	0	0	2	31.13	0	0	0	0	0	0	2	31.13
5	IDBI	0	0	27	55.01	103	1295.61	1	1.26	0	0	0	0	131	1351.88
6	INDUS	0	0	0	0	0	0	0	0	0	0	0	0	0	0
7	NESFB	0	0	0	0	0	0	0	0	0	0	0	0	0	0
8	YES	0	0	0	0	0	0	0	0	0	0	0	0	0	0
Private	Total	0	0	31	58.09	3372	5123.04	555	149.26	1660	7195.57	1	1.6	5619	12527.56
1	MRB	0	0	4	14.37	109	942.72	0	0	0	0	0	0	113	957.09
RRB	Total	0	0	4	14.37	109	942.72	0	0	0	0	0	0	113	957.09
1	MSCB	0	0	11	5.69	81	837.69	0	0	0	0	738	413.69	830	1257.07
Grand	Total	0	0	892	3231.41	8485	58099.57	577	669.69	1665	7211.02	5841	14179.74	17460	83391.43

District wise Other Priority Sectors ACP OUTSTANDING report of Manipur as on date 30-09-2020													
(Amount in Rs.Lakhs)													
SI No.	District Name	Education PS	Education PS	Housing PS	Housing PS	Social Infra	Social Infra	Renewable No	Renewable	Other PS	Other PS	Total Other Priority	
		No	Amt	No	Amt	No	Amt	No	Amt	No	Amt	No	Amt
1	BISHNUPUR	22	91.18	301	3222.27	0	0	0	0	508	423.37	831	3736.82
2	CHANDEL	10	22.81	55	536.32	0	0	0	0	2	46.17	67	605.3
3	CHURACHANDPUR	67	142.49	523	5279.09	10	58.46	4	0.09	838	1512.95	1442	6993.08
4	IMPHALEAST	176	641.94	2157	9989.98	554	148	780	661.28	662	3505.63	4329	14946.83
5	IMPHALWEST	439	1753.62	4479	29635.85	6	419.73	881	6549.65	2257	6630.26	8062	44989.11
6	JIRIBAM	1	0.53	8	71.57	0	0	0	0	71	515.02	80	587.12
7	KAKCHING	64	153.26	383	2214.13	0	0	0	0	569	314.01	1016	2681.4
8	KAMJONG	0	0	0	0	0	0	0	0	0	0	0	0
9	KANGPOKPI	3	23.29	33	370.62	0	0	0	0	54	97.22	90	491.13
10	NONEY	1	7.14	0	0	0	0	0	0	0	0	1	7.14
11	PHERZAWAL	0	0	0	0	0	0	0	0	0	0	0	0
12	SENAPATI	68	253.44	134	1789.42	7	43.5	0	0	139	158.27	348	2244.63
13	TAMENGLONG	0	0	2	38.14	0	0	0	0	285	384.94	287	423.08
14	TENGNOUNPAL	2	4.48	52	629.16	0	0	0	0	62	77.4	116	711.04
15	THOUBAL	27	102.57	299	3592.22	0	0	0	0	177	312.97	503	4007.76
16	UKHRUL	6	16.23	11	82.2	0	0	0	0	217	201.5	234	299.93
Grand Total		886	3212.98	8437	57450.97	577	669.69	1665	7211.02	5841	174452.14	17406	82724.37

Bankwise Progress under ACP NPA (Priority Sector) OUTSTANDING at the end of current quarter Report of Manipur in the FY-2020-2021 as on date 30-09-2020

(Rs. In Lakhs)									
SI No.	Bank Name	Agri PS NPA		MSME PS NPA		OTHER PS NPA		TOTAL PS NPA	
		No	Amt	No	Amt	No	Amt	No	Amt
1	BOB	120	227.73	394	773.76	41	205.1	555	1206.59
2	BOI	56	60.9	195	234.23	1	11.55	252	306.68
3	BOM	5	14.68	7	20.17	0	0	12	34.85
4	CAN	248	161.57	224	590.3	9	48.55	481	800.42
5	CBI	306	391.2	776	1736.01	54	213.24	1136	2340.45
6	IND	70	92.31	63	113.98	0	0	133	206.29
7	IOB	65	78.03	42	101.72	1	3.43	108	183.18
8	PNB	8736	5614.59	1087	1611.23	246	369.33	10069	7595.15
9	PSB	43	66.32	339	641.43	12	68.03	394	775.78
10	SBI	1220	665.53	1954	3435.87	22	259.38	3196	4360.78
11	UCO	441	568.15	962	1841.11	289	432.09	1692	2841.35
12	UNI	0	0	9	6.06	0	0	9	6.06
Public	Total	11310	7941.01	6052	11105.87	675	1610.7	18037	20657.58
1	AXIS	1	0.36	0	0	12	19.84	13	20.2
2	BANDHAN	1572	658.11	34157	11270.47	0	0	35729	11928.58
3	HDFC	7	19.76	44	67.72	2	1.96	53	89.44
4	ICICI	0	0	0	0	0	0	0	0
5	IDBI	1	0	11	37.83	1	3.5	13	41.33
6	INDUS	0	0	0	0	0	0	0	0
7	NESFB	30	3.98	1735	236.07	0	0	1765	240.05
8	YES	0	0	0	0	0	0	0	0
Private	Total	1611	682.21	35947	11612.09	15	25.3	37573	12319.6
1	MRB	1314	718.4	2876	2185.62	19	80.12	4209	2984.14
RRB	Total	1314	718.4	2876	2185.62	19	80.12	4209	2984.14
1	MSCB	1244	1200.44	620	733.18	203	184.76	2067	2118.38
Grand	Total	15479	10542.1	45495	25636.76	912	1900.88	61886	38079.7

District wise ACP-NPA OUTSATNDING report of Manipur in the FY2020-2021 as on date 30-09-2020									
(Amount in Rs.Lakhs)									
SI No.	District Name	Agri PS NPA		MSME PS NPA		Other PS NPA		TOTAL	
		No	Amt	No	Amt	No	Amt	No	Amt
1	BISHNUPUR	513	411.57	1275	1213.15	131	113.54	1919	1738.26
2	CHANDEL	68	64.3	166	203.76	0	0	234	268.06
3	CHURACHANDPUR	812	571.17	385	533.8	70	168.77	1267	1273.74
4	IMPHALEAST	2825	1943.42	1858	2772.84	70	255.97	4753	4972.23
5	IMPHALWEST	8611	5846.91	26863	13371.78	390	1059.08	35864	20277.77
6	JIRIBAM	730	380.76	12541	4778.44	4	1.3	13275	5160.5
7	KAKCHING	311	213.61	287	381.64	7	14.69	605	609.94
8	KAMJONG	0	0	78	58.09	0	0	78	58.09
9	KANGPOKPI	111	55.19	51	61.47	3	17.81	165	134.47
10	NONEY	136	48.16	96	69.77	0	0	232	117.93
11	PHERZAWAL	0	0	2	1.96	0	0	2	1.96
12	SENAPATI	523	284.32	454	676.78	99	141.78	1076	1102.88
13	TAMENGLONG	25	3.79	146	137.9	13	14.69	184	156.38
14	TENGNUPAL	74	29.07	211	140.18	3	2.3	288	171.55
15	THOUBAL	587	590.61	806	905.34	75	105.1	1468	1601.05
16	UKHRUL	153	99.18	276	329.86	47	5.85	476	434.89
Grand	Total	15479	10542.06	45495	25636.76	912	1900.88	61886	38079.7

Bank wise Progress under Priority Sector ACP Target Report of Manipur in the FY-2020-2021 as on date 30-06-2020 (Amt in Lakhs)								
Bank Name	Agriculture Priority		MSME Priority		Other Priority Sector		Total Priority Sector	
	Target no	Target Amt	Target no	Target Amt	Target no	Target Amt	Target no	Target Amt
BOB	2093	1732.26	552	2100.83	317	1684.75	2962	5517.84
BOI	792	777.23	243	725.43	122	829.77	1157	2332.43
BOM	197	282	30	110	16	62	243	454
CAN	831	1028	283	812	115	700	1229	2540
CBI	2354	1853.18	422	1348.46	166	1347.84	2942	4549.48
IND	933	760.76	181	814.85	162	723.08	1276	2298.69
IOB	645	634.24	268	622.15	90	530.77	1003	1787.16
PNB	10944	12060.48	2582	8224.2	937	6671.52	14463	26956.2
PSB	1335	872	289	1154	214	1027	1838	3053
SBI	22617	23601.95	5884	20297.5	2700	20088.35	31201	63987.8
UCO	5556	5039.96	759	2076	312	1807.85	6627	8923.81
UNI	197	282	33	120	16	63	246	465
Pub Total	48494	48924.06	11526	38405.42	5167	35535.93	65187	122865.41
AXIS	4428	3784.03	860	5730.25	414	2145.77	5702	11660.05
BANDHAN	292	552	1266	2705	44	148	1602	3405
HDFC	2626	2235.56	608	1844.18	198	1726.74	3432	5806.48
ICICI	2768	1792	314	1116	175	856	3257	3764
IDBI	347	415	211	470	42	236	600	1121
INDUS	81	117	34	120	16	69	131	306
NESFB	198	122	19	95	29	68.93	246	285.93
YES	81	118	52	160	20	113	153	391
Pvt Total	10821	9135.59	3364	12240.43	938	5363.44	15123	26739.46
MRB	7824	5388	1061	2677	273	1263.86	9158	9328.86
RRB Total	7824	5388	1061	2677	273	1263.86	9158	9328.86
MSCB	2695	2627.29	606	1322.48	176	876.89	3477	4826.66
Grand Total	69834	66074.94	16557	54645.33	6554	43040.12	92945	163760.39

Bank wise Progress under Priority Sector ACP PERFORMANCE Report of Manipur in the FY-2020-2021 as on date 30-09-2020
(Amt in Lakhs)

Bank Name	Agriculture Priority					MSME Priority					Other Priority Sector					Total Priority Sector				
	Target no	Target Amt	Ach No	Ach Amt	Ach %	Target no	Target Amt	Ach No	Ach Amt	Ach %	Target no	Target Amt	Ach No	Ach Amt	Ach %	Target no	Target Amt	Ach No	Ach Amt	Ach %
BOB	2093	1732.26	131	299.73	17	552	2100.83	740	931.33	44	317	1684.75	1	10.65	1	2962	5517.84	872	1241.7	23
BOI	792	777.23	240	262.2	34	243	725.43	457	482.45	67	122	829.77	223	2745.42	331	1157	2332.43	920	3490.1	150
BOM	197	282	0	0	0	30	110	49	540.34	491	16	62	2	12	19	243	454	51	552.34	122
CAN	831	1028	15	26.85	3	283	812	193	139.1	17	115	700	0	0	0	1229	2540	208	165.95	7
CBI	2354	1853.18	109	69.4	4	422	1348.46	544	691.06	51	166	1347.84	1	30	2	2942	4549.48	654	790.46	17
IND	933	760.76	211	165.79	22	181	814.85	559	1277.65	157	162	723.08	1	2	0	1276	2298.69	771	1445.4	63
IOB	645	634.24	15	12.21	2	268	622.15	79	304.1	49	90	530.77	1	20	4	1003	1787.16	95	336.31	19
PNB	10944	12060.48	199	319.16	3	2582	8224.2	1220	1315.62	16	937	6671.52	34	265.24	4	14463	26956.2	1453	1900	7
PSB	1335	872	18	9.72	1	289	1154	310	377.84	33	214	1027	7	55.33	5	1838	3053	335	442.89	15
SBI	22617	23601.95	854	1156.8	5	5884	20297.5	3807	15696.4	77	2700	20088.35	663	1374.88	7	31201	63987.8	5324	18228	28
UCO	5556	5039.96	862	379.87	8	759	2076	1115	593.35	29	312	1807.85	6	33.88	2	6627	8923.81	1983	1007.1	11
UNI	197	282	3	1.65	1	33	120	29	137.5	115	16	63	0	0	0	246	465	32	139.15	30
Pub Total	48494	48924.06	2657	2703.4	6	11526	38405.4	9102	22486.7	59	5167	35535.93	939	4549.4	13	65187	122865.4	12698	29739	24
AXIS	4428	3784.03	293	560.91	15	860	5730.25	9	606.47	11	414	2145.77	986	606.6	28	5702	11660.05	1288	1774	15
BANDHAN	292	552	898	395.15	72	1266	2705	7326	2770.12	102	44	148	0	0	0	1602	3405	8224	3165.3	93
HDFC	2626	2235.56	198	546.46	24	608	1844.18	320	1630.06	88	198	1726.74	137	186.18	11	3432	5806.48	655	2362.7	41
ICICI	2768	1792	1851	2632.1	147	314	1116	6	238.1	21	175	856	0	0	0	3257	3764	1857	2870.2	76
IDBI	347	415	36	32.89	8	211	470	218	551.32	117	42	236	131	1351.88	573	600	1121	385	1936.1	173
INDUS	81	117	0	0	0	34	120	4	62.32	52	16	69	0	0	0	131	306	4	62.32	20
NESFB	198	122	12	9.55	8	19	95	161	146.6	154	29	68.93	0	0	0	246	285.93	173	156.15	55
YES	81	118	0	0	0	52	160	2	70	44	20	113	0	0	0	153	391	2	70	18
Pvt Total	10821	9135.59	3288	4177.1	46	3364	12240.4	8046	6074.99	50	938	5363.44	1254	2144.66	40	15123	26739.46	12588	12397	46
MRB	7824	5388	1253	716.13	13	1061	2677	840	621.54	23	273	1263.86	3	2.92	0	9158	9328.86	2096	1340.6	14
RRB Total	7824	5388	1253	716.13	13	1061	2677	840	621.54	23	273	1263.86	3	2.92	0	9158	9328.86	2096	1340.6	14
MSCB	2695	2627.29	614	457.69	17	606	1322.48	40	113.95	9	176	876.89	3	16.45	2	3477	4826.66	657	588.09	12
Grand Total	69834	66074.94	7812	8054.3	12	16557	54645.3	18028	29297.2	54	6554	43040.12	2199	6713.43	16	92945	163760.4	28039	44065	27

Bankwise Progress under ACP DISBURSEMENT(AGRI) Report of Manipur in the FY-2020-2021 as on date 30-09-2020																							
(Rs. In Lakhs)																							
Sl No.	Bank Name	Crop Loan		Farm Credit Others		Forestry and wasteland Dev.		Water Resource		Farm mechanization		Plantation & horticulture		Animal Husbandry		Fishery		Agri. Infrastructure		Ancillary Activities		Total Agri	
		No	Amt	No	Amt	No	Amt	No	Amt	No	Amt	No	Amt	No	Amt	No	Amt	No	Amt	No	Amt	No	Amt
1	BOB	90	221.4	29	55.55	0	0	0	0	0	0	0	0	8	18.81	1	0.5	0	0	3	3.5	131	299.73
2	BOI	146	32.92	0	0	0	0	0	0	0	0	0	0	88	198.3	6	31	0	0	0	0	240	262.2
3	BOM	0	0	0	0	0	0	0	0	0	0	0	0	0	0	0	0	0	0	0	0	0	0
4	CAN	9	4.5	3	0.45	0	0	0	0	0	0	0	0	0	0	3	21.9	0	0	0	0	15	26.85
5	CBI	19	11.43	72	25.11	0	0	0	0	0	0	0	0	15	17.56	2	3.2	0	0	1	12.1	109	69.4
6	IND	200	126.3	4	22	0	0	0	0	0	0	0	0	0	0	2	2	0	0	5	15.5	211	165.79
7	IOB	11	6.21	0	0	0	0	0	0	0	0	0	0	3	4.5	0	0	0	0	1	1.5	15	12.21
8	PNB	66	44.6	42	54.56	0	0	0	0	0	0	0	0	0	0	0	0	0	0	91	220	199	319.16
9	PSB	1	0.07	0	0	0	0	0	0	0	0	0	0	0	0	0	0	0	0	17	9.65	18	9.72
10	SBI	449	233	328	696.48	0	0	0	0	0	0	0	0	2	1.8	70	0	0	0	5	225.6	854	1156.8
11	UCO	67	48.94	790	328.09	0	0	0	0	0	0	0	0	5	2.84	0	0	0	0	0	0	862	379.87
12	UNI	0	0	0	0	0	0	0	0	0	0	0	0	2	0.25	0	0	0	0	1	1.4	3	1.65
Public	Total	1058	729.3	1268	1182.2	0	0	0	0	0	0	0	0	123	244	84	58.6	0	0	124	489.2	2657	2703.4
1	AXIS	293	560.9	0	0	0	0	0	0	0	0	0	0	0	0	0	0	0	0	0	0	293	560.91
2	BANDHAN	0	0	307	140.7	0	0	15	5.05	12	9	0	0	158	98.9	79	34.9	16	4.65	311	102	898	395.15
3	HDFC	94	348.6	103	177.96	0	0	0	0	0	0	0	0	0	0	0	0	0	0	1	19.92	198	546.46
4	ICICI	2	9	1849	2623.1	0	0	0	0	0	0	0	0	0	0	0	0	0	0	0	0	1851	2632.1
5	IDBI	24	0.49	6	16.2	0	0	0	0	0	0	0	0	0	0	0	0	0	0	6	16.2	36	32.89
6	INDUS	0	0	0	0	0	0	0	0	0	0	0	0	0	0	0	0	0	0	0	0	0	0
7	NESFB	0	0	0	0	0	0	0	0	0	0	0	0	12	9.55	0	0	0	0	0	0	12	9.55
8	YES	0	0	0	0	0	0	0	0	0	0	0	0	0	0	0	0	0	0	0	0	0	0
Private	Total	413	919	2265	2958	0	0	15	5.05	12	9	0	0	170	108.5	79	34.9	16	4.65	318	138.1	3288	4177.1
1	MRB	1059	514	16	11.34	0	0	0	0	0	0	0	0	55	89.89	12	19.5	0	0	111	81.42	1253	716.13
RRB	Total	1059	514	16	11.34	0	0	0	0	0	0	0	0	55	89.89	12	19.5	0	0	111	81.42	1253	716.13
1	MSCB	282	115.6	3	6.32	0	0	0	0	0	0	3	1.5	275	225.1	51	109.25	0	0	0	0	614	457.69
Grand	Total	2812	2278	3552	4157.9	0	0	15	5.05	12	9	3	1.5	623	667.4	226	222.25	16	4.65	553	708.7	7812	8054.3

District wise ACP DISBURSEMENT(AGRI) report of Manipur in the FY2020-2021 as on date 30-09-2020

(Amount in Rs.Lakhs)

Sl No.	District Name	Crop Loan		Farm Credit Others		Forestry and wasteland Dev		Water Resource		Farm mechanization		Plantation & horticulture		Animal Husbandry		Fishery		Agri. Infrastructure		Ancillary Activities		Total Agri	
		No	Amt	No	Amt	No	Amt	No	Amt	No	Amt	No	Amt	No	Amt	No	Amt	No	Amt	No	Amt	No	Amt
1	BISHNUPUR	634	585.9	210	282.1	0	0	0	0	0	0	0	0	14	54.38	39	57.7	0	0	2	0.7	899	980.7
2	CHANDEL	10	3.15	25	10.11	0	0	0	0	0	0	0	0	0	0	0	0	0	0	0	0	35	13.26
3	CHURACHANDPUR	717	398.1	249	55.56	0	0	0	0	0	0	0	0	19	23.36	0	0	0	0	6	17.69	991	494.7
4	IMPHALEAST	190	295.3	756	928.4	0	0	0	0	0	0	0	0	36	52.94	4	21.9	0	0	60	305.2	1046	1604
5	IMPHALWEST	262	373.7	1336	2202	0	0	3	1.85	2	1.15	0	0	372	370.4	104	82.4	2	0.7	356	253.7	2437	3285
6	JIRIBAM	0	0	166	63.29	0	0	12	3.2	10	7.85	0	0	96	68.4	18	12.6	14	3.95	65	28.95	381	188.2
7	KAKCHING	128	69.32	96	180.7	0	0	0	0	0	0	0	0	3	3.76	50	5	0	0	13	43.65	290	302.5
8	KAMJONG	0	0	0	0	0	0	0	0	0	0	0	0	0	0	0	0	0	0	0	0	0	0
9	KANGPOKPI	276	103.4	1	0.5	0	0	0	0	0	0	0	0	1	1.5	1	0.5	0	0	0	0	279	105.9
10	NONEY	126	92.3	13	8.6	0	0	0	0	0	0	0	0	8	6.47	0	0	0	0	18	15.46	165	122.8
11	PHERZAWAL	3	1.38	0	0	0	0	0	0	0	0	0	0	0	0	0	0	0	0	0	0	3	1.38
12	SENAPATI	215	86.84	258	19.79	0	0	0	0	0	0	0	0	1	4.68	0	0	0	0	0	0	474	111.3
13	TAMENGLONG	2	2	3	0.45	0	0	0	0	0	0	0	0	0	0	0	0	0	0	0	0	5	2.45
14	TENGNOUNPAL	60	105	42	73.62	0	0	0	0	0	0	0	0	6	3.92	0	0	0	0	0	0	108	182.5
15	THOUBAL	157	122.6	285	317.5	0	0	0	0	0	0	3	1.5	56	57.85	10	42.2	0	0	11	12.94	522	554.6
16	UKHRUL	32	38.95	112	15.76	0	0	0	0	0	0	0	0	11	19.8	0	0	0	0	22	30.5	177	105
Grand	Total	2812	2278	3552	4158	0	0	15	5.05	12	9	3	1.5	623	667.4	226	222	16	4.65	553	708.7	7812	8054

Bankwise Progress under ACP DISBURSEMENT(MSME) Report of Manipur in the FY-2020-2021 as on date 30-09-2020

(Rs. In Lakhs)

SI No.	Bank Name	Micro TL AC	Micro TL Amt	Micro WC AC	Micro WC Amt	Small TL Ac	Small TL Amt	Small WC Ac	Small WC Amt	Medium TL Ac	Medium TL Amt	Medium WC Ac	Medium WC Amt	KVIC TL Ac	KVIC TL Amt	KVIC WC Ac	KVIC WC Amt	Others under MSMEs Ac	Others under MSMEs Amt	Total MSME No	Total MSME AMT
1	BOB	670	793.22	29	67.5	0	0	1	6	0	0	0	0	2	8.06	0	0	38	56.55	740	931.33
2	BOI	447	454.07	1	6.56	0	0	0	0	0	0	0	0	6	21.7	3	0.12	0	0	457	482.45
3	BOM	15	5.8	0	0	1	10	2	30	2	328.57	1	50	0	0	0	0	28	115.97	49	540.34
4	CAN	180	124.67	0	0	7	4.89	0	0	2	6	0	0	0	0	0	0	4	3.54	193	139.1
5	CBI	544	691.06	0	0	0	0	0	0	0	0	0	0	0	0	0	0	0	0	544	691.06
6	IND	391	400.99	102	488.86	3	38.84	3	76	0	0	0	0	23	146.18	37	126.78	0	0	559	1277.65
7	IOB	73	150.65	3	43.45	0	0	3	110	0	0	0	0	0	0	0	0	0	0	79	304.1
8	PNB	211	281.26	150	141.25	24	419.98	0	0	1	1.8	0	0	0	0	0	0	834	471.33	1220	1315.62
9	PSB	274	228.76	13	143.66	23	5.42	0	0	0	0	0	0	0	0	0	0	0	0	310	377.84
10	SBI	2427	2690.46	806	895.05	419	7957.8	131	2638	19	1231.5	5	283.66	0	0	0	0	0	0	3807	15696.36
11	UCO	1097	539.19	18	54.16	0	0	0	0	0	0	0	0	0	0	0	0	0	0	1115	593.35
12	UNI	25	40.76	2	34.31	0	0	1	50.03	1	12.4	0	0	0	0	0	0	0	0	29	137.5
Public	Total	6354	6400.89	1124	1874.8	477	8436.9	141	2910	25	1580.2	6	333.66	31	175.94	40	126.9	904	647.39	9102	22486.7
1	AXIS	0	0	0	0	0	0	0	0	9	606.47	0	0	0	0	0	0	0	0	9	606.47
2	BANDHAN	6268	2407.47	0	0	1058	362.65	0	0	0	0	0	0	0	0	0	0	0	0	7326	2770.12
3	HDFC	257	452.92	8	224	46	438.21	5	432.38	4	82.55	0	0	0	0	0	0	0	0	320	1630.06
4	ICICI	0	0	0	0	0	0	0	0	0	0	0	0	0	0	0	0	6	238.1	6	238.1
5	IDBI	110	109	105	442.02	0	0	0	0	0	0	0	0	0	0	3	0.3	0	0	218	551.32
6	INDUS	0	0	2	2.32	0	0	2	60	0	0	0	0	0	0	0	0	0	0	4	62.32
7	NESFB	77	59.15	0	0	0	0	0	0	0	0	0	0	0	0	0	0	84	87.45	161	146.6
8	YES	0	0	2	70	0	0	0	0	0	0	0	0	0	0	0	0	0	0	2	70
Private	Total	6712	3028.54	117	738.34	1104	800.86	7	492.38	13	689.02	0	0	0	0	3	0.3	90	325.55	8046	6074.99
1	MRB	813	519.74	27	101.8	0	0	0	0	0	0	0	0	0	0	0	0	0	0	840	621.54
RRB	Total	813	519.74	27	101.8	0	0	0	0	0	0	0	0	0	0	0	0	0	0	840	621.54
1	MSCB	40	113.95	0	0	0	0	0	0	0	0	0	0	0	0	0	0	0	0	40	113.95
Grand	Total	13919	10063.12	1268	2714.94	1581	9237.8	148	3402.4	38	2269.3	6	333.66	31	175.94	43	127.2	994	972.94	18028	29297.18

District wise ACP DISBURSEMENT(MSME) report of Manipur in the FY2020-2021 as on date 30-09-2020

(Amount in Rs.Lakhs)

Sl No.	District Name	Micro TL AC	Micro TL Amt	Micro WC AC	Micro WC Amt	Small TL Ac	Small TL Amt	Small WC Ac	Small WC Amt	Medium TL Ac	Medium TL Amt	Medium WC Ac	Medium WC Amt	KVIC TL Ac	KVIC TL Amt	KVIC WC Ac	KVIC WC Amt	Others under MSMEs Ac	Others under MSMEs Amt	Total MSME No	Total MSME AMT
1	BISHNUPUR	761	333.13	87	92.66	4	40.71	0	0	0	0	0	0	0	0	0	0	10	3.85	862	470.35
2	CHANDEL	183	16.98	40	3.34	1	3.18	0	0	0	0	0	0	0	0	0	0	0	0	224	23.5
3	CHURACHANDPUR	532	592.93	95	213.19	20	216.85	5	64.11	0	0	0	0	0	0	0	0	28	8.41	680	1095.5
4	IMPHALEAST	1385	1115.98	145	203.61	78	1472.3	16	513.73	6	409.4	0	0	10	57.58	19	74.61	137	21.94	1796	3869.2
5	IMPHALWEST	6317	5065.25	440	1608.4	1338	6922.3	109	2618.7	30	1758.1	6	333.7	7	29.01	17	36.47	397	892.9	8661	19265
6	JIRIBAM	2419	1075.24	0	0	64	24.28	0	0	0	0	0	0	0	0	0	0	24	2.98	2507	1102.5
7	KAKCHING	543	618.59	118	253.45	23	253.65	7	99.58	0	0	0	0	4	19.25	3	4.12	294	26.54	992	1275.2
8	KAMJONG	34	5.91	11	1.97	0	0	0	0	0	0	0	0	0	0	0	0	0	0	45	7.88
9	KANGPOKPI	195	221.07	26	29.83	2	0	0	0	0	0	0	0	7	55.1	4	12	2	2.12	236	320.12
10	NONEY	41	37.41	6	4.4	0	0	0	0	0	0	0	0	0	0	0	0	0	0	47	41.81
11	PHERZAWAL	6	0.05	2	0.02	0	0	0	0	0	0	0	0	0	0	0	0	0	0	8	0.07
12	SENAPATI	461	356.12	82	48.96	34	161.47	9	51.35	0	0	0	0	0	0	0	0	89	8.57	675	626.47
13	TAMENGLONG	46	34.76	0	0.07	1	0.84	0	0	0	0	0	0	0	0	0	0	3	0.64	50	36.31
14	TENGNUPAL	204	99.9	27	18.81	1	2.63	0	0.88	0	0	0	0	0	0	0	0	1	1.55	233	123.77
15	THOUBAL	678	403.45	166	205.69	13	132.05	2	51.57	1	100	0	0	3	15	0	0	0	0	863	907.76
16	UKHRUL	114	86.35	23	30.5	2	7.5	0	2.5	1	1.8	0	0	0	0	0	0	9	3.44	149	132.09
Grand	Total	13919	10063.1	1268	2714.9	1581	9237.8	148	3402.4	38	2269.3	6	333.7	31	175.9	43	127.2	994	972.94	18028	29297

Bankwise Progress under ACP DISBURSEMENT(OTHER Priority Sector) Report of Manipur in the FY-2020-2021 as on date 30-09-2020													
(Amount. In Lakhs)													
SI No.	Bank Name	Education (PS)	Education (PS)	Housing (PS)	Housing (PS)	Social Infrastructure	Social Infrastructure	Renewable Energy	Renewable Energy	Informal Credit	Informal Credit Amt	Total	
		No	Amt	No	Amt	No	Amt	No	Amt	No	Amt	No	Amt
1	BOB	0	0	0	0	0	0	1	10.65	0	0	1	10.65
2	BOI	19	58.58	204	2686.84	0	0	0	0	0	0	223	2745.42
3	BOM	1	5	1	7	0	0	0	0	0	0	2	12
4	CAN	0	0	0	0	0	0	0	0	0	0	0	0
5	CBI	0	0	1	30	0	0	0	0	0	0	1	30
6	IND	1	2	0	0	0	0	0	0	0	0	1	2
7	IOB	0	0	1	20	0	0	0	0	0	0	1	20
8	PNB	0	0	11	208.64	0	0	0	0	23	56.6	34	265.24
9	PSB	0	0	6	55.24	0	0	0	0	1	0.09	7	55.33
10	SBI	82	151.87	573	1103.84	8	119.17	0	0	0	0	663	1374.88
11	UCO	0	0	6	33.88	0	0	0	0	0	0	6	33.88
12	UNI	0	0	0	0	0	0	0	0	0	0	0	0
Public	Total	103	217.45	803	4145.44	8	119.17	1	10.65	24	56.69	939	4549.4
1	AXIS	0	0	414	451.7	554	148	18	6.9	0	0	986	606.6
2	BANDHAN	0	0	0	0	0	0	0	0	0	0	0	0
3	HDFC	0	0	137	186.18	0	0	0	0	0	0	137	186.18
4	ICICI	0	0	0	0	0	0	0	0	0	0	0	0
5	IDBI	27	55.01	103	1295.61	1	1.26	0	0	0	0	131	1351.88
6	INDUS	0	0	0	0	0	0	0	0	0	0	0	0
7	NESFB	0	0	0	0	0	0	0	0	0	0	0	0
8	YES	0	0	0	0	0	0	0	0	0	0	0	0
Private	Total	27	55.01	654	1933.49	555	149.26	18	6.9	0	0	1254	2144.66
1	MRB	1	1.92	0	0	0	0	0	0	2	1	3	2.92
RRB	Total	1	1.92	0	0	0	0	0	0	2	1	3	2.92
1	MSCB	0	0	3	16.45	0	0	0	0	0	0	3	16.45
Grand	Total	131	274.38	1460	6095.38	563	268.43	19	17.55	26	57.69	2199	6713.43

District wise ACP DISBURSEMENT(OTHER Priority Sector) report of Manipur in the FY2020-2021 as on date 30-09-2020															
(Amount in Rs.Lakhs)															
SI No.	District Name	Export Credit	Export Credit	Education (PS)	Education (PS)	Housing (PS)	Housing (PS)	Social Infrastructure	Social Infrastructure	Renewable Energy	Renewable Energy	Informal Credit	Informal Credit	Total	
		No	Amt	No	Amt	No	Amt	No	Amt	No	Amt	No	Amt	No	Amt
1	BISHNUPUR	0	0	3	3.52	35	108.9	0	0	0	0	1	2.8	39	115.22
2	CHANDEL	0	0	1	0.11	8	25	0	0	0	0	0	0	9	25.11
3	CHURACHANDPUR	0	0	24	33.43	104	879.12	1	80	0	0	8	15	137	1007.55
4	IMPHALEAST	0	0	25	58.72	380	763.53	554	148	8	3.23	11	31.7	978	1005.18
5	IMPHALWEST	0	0	53	126.39	680	2321	4	40.05	11	14.32	1	0.09	749	2501.85
6	JIRIBAM	0	0	0	0	0	0	0	0	0	0	0	0	0	0
7	KAKCHING	0	0	4	3.52	22	76.45	0	0	0	0	0	0	26	79.97
8	KAMJONG	0	0	0	0	0	0	0	0	0	0	0	0	0	0
9	KANGPOKPI	0	0	1	0.12	5	4.75	0	0	0	0	0	0	6	4.87
10	NONEY	0	0	1	7.17	0	0	0	0	0	0	0	0	1	7.17
11	PHERZAWAL	0	0	0	0	0	0	0	0	0	0	0	0	0	0
12	SENAPATI	0	0	15	18.09	48	103.63	4	0.38	0	0	1	3.5	68	125.6
13	TAMENGLONG	0	0	0	0	0	0	0	0	0	0	0	0	0	0
14	TENGNUPAL	0	0	0	0	17	83.1	0	0	0	0	0	0	17	83.1
15	THOUBAL	0	0	4	23.31	160	1719.4	0	0	0	0	2	1	166	1743.71
16	UKHRUL	0	0	0	0	1	10.5	0	0	0	0	2	3.6	3	14.1
Grand Total		0	0	131	274.38	1460	6095.38	563	268.43	19	17.55	26	57.69	2199	6713.43

Bankwise Progress under ACP (NPS) OUTSTANDING at the end of current quarter Report of Manipur in the FY-2020-2021 as on date 30-09-2020

(Rs. In Lakhs)

Sl No.	Bank Name	Agri NPS No	Agri NPS Amt	Education NPS No	Education NPS Amt	Housing NPS No	Housing NPS Amt	Personal Loan No	Personal Loan Amt	Other NPS No	Other NPS Amt	Total NPS O/S No.	Total NPS O/S Amt.
1	BOB	0	0	0	0	51	740.8	757	2372.69	644	4653.43	1452	7766.92
2	BOI	0	0	0	0	91	2056.87	280	441.6	235	1136.05	606	3634.52
3	BOM	0	0	0	0	32	841.34	15	40.98	100	422.57	147	1304.89
4	CAN	0	0	2	8.34	63	1521.35	402	1050.06	517	1741.53	984	4321.28
5	CBI	0	0	0	0	1	120.69	168	304.8	0	0	169	425.49
6	IND	0	0	0	0	56	1828.67	12	21.39	344	2682.72	412	4532.78
7	IOB	0	0	0	0	86	1142.08	24	37.29	393	957.53	503	2136.9
8	PNB	0	0	10	150.65	213	3983.36	10266	29114.88	872	3998.98	11361	37247.87
9	PSB	2	0.1	1	24.23	17	203.63	44	123.86	219	1210.49	283	1562.31
10	SBI	11	381.64	22	209.43	1925	42753.79	61172	230195.92	0	0	63130	273540.8
11	UCO	0	0	1	23.23	99	2227.12	794	2670.08	1014	1790.76	1908	6711.19
12	UNI	0	0	1	15.07	10	214.41	162	644.63	142	689.28	315	1563.39
Public	Total	13	381.74	37	430.95	2644	57634.11	74096	267018.18	4480	19283.34	81270	344748.3
1	AXIS	0	0	0	0	0	0	0	0	7275	29842.55	7275	29842.55
2	BAND	0	0	0	0	0	0	859	796.26	0	0	859	796.26
3	HDFC	0	0	0	0	0	0	2923	9532.03	26379	29801.41	29302	39333.44
4	ICICI	0	0	0	0	62	1252.28	0	0	6599	13815.27	6661	15067.55
5	IDBI	0	0	0	0	13	398.28	175	567.79	1076	702.7	1264	1668.77
6	INDUS	0	0	0	0	0	0	0	0	137	2091.23	137	2091.23
7	NESFB	0	0	0	0	0	0	0	0	0	0	0	0
8	YES	0	0	0	0	0	0	0	0	16	496	16	496
Private	Total	0	0	0	0	75	1650.56	3957	10896.08	41482	76749.16	45514	89295.8
1	MRB	0	0	0	0	43	460.05	275	259.26	151	396.28	469	1115.59
RRB	Total	0	0	0	0	43	460.05	275	259.26	151	396.28	469	1115.59
1	MSCB	0	0	0	0	0	0	629	1539.74	718	947.6	1347	2487.34
Grand	Total	13	381.74	37	430.95	2762	59744.72	78957	279713.26	46831	97376.38	128600	437647.1

**Districtwise Progress under ACP (NPS) OUTSTANDING at the end of current quarter Report of Manipur in the FY-2020-2021
as on date 30-09-2020**

(Amount in Rs.Lakhs)

SI No.	District Name	Agri NPS	Agri NPS	Educatio	Educatio	Housing	Housing	Personal	Personal	Other	Other	Total No	Total
1	BISHNUPUR	0	0	1	2.31	123	2605.24	2715	11699.17	896	1601.79	3735	15908.51
2	CHANDEL	0	0	0	0	43	900.37	3593	10232.18	49	123.7	3685	11256.25
3	CHURACHANDPUR	0	0	1	20.63	287	6898.97	6618	18670.86	3216	5138.15	10122	30728.61
4	IMPHALEAST	2	0.1	8	85.06	359	8289.94	6107	44729.03	8597	17815.77	15073	70919.9
5	IMPHALWEST	2	379.15	21	302.03	1344	28193.05	40970	126673.6	26401	60774.09	68738	216322
6	JIRIBAM	0	0	0	0	1	3.29	240	234.49	22	98.54	263	336.32
7	KAKCHING	3	0.5	0	0	116	2749.89	1933	6714.05	223	717.59	2275	10182.03
8	KAMJONG	0	0	0	0	0	0	309	1502.63	0	0	309	1502.63
9	KANGPOKPI	0	0	0	0	19	403.55	2977	4050.72	216	654.27	3212	5108.54
10	NONEY	0	0	0	0	1	21.37	368	2516.1	5	13.01	374	2550.48
11	PERZAWAL	0	0	0	0	0	0	191	1140.65	0	0	191	1140.65
12	SENAPATI	5	1.99	2	7	224	5048.03	3916	22327.22	1173	1537.21	5320	28921.45
13	TAMENGLONG	0	0	0	0	2	36.17	783	2080.08	40	162.88	825	2279.13
14	TENGNUPAL	1	0	0	0	29	718.81	2504	7247.56	120	399.56	2654	8365.93
15	THOUBAL	0	0	4	13.92	123	2656.81	3920	13704.89	5394	7067.62	9441	23443.24
16	UKHRUL	0	0	0	0	5	77.15	1789	6152.71	134	420.7	1928	6650.56
Grand	Total	13	381.74	37	430.95	2676	58602.64	78933	279676	46486	96524.88	128145	435616.2

Bankwise ACP (Non Priority Sectors) Targets Report of Manipur in the FY-2020-2021

(Rs. In Lakhs)

SI No.	Bank Name	Agriculture (NPS)		MSME (NPS)		Exp Credit (NPS)		Education (NPS)		Housing (NPS)		Personal Loans under NPS		Others NPS		NPS Total	
		No	Amt	No	Amt	No	Amt	No	Amt	No	Amt	No	Amt	No	Amt	No	Amt
1	ALB	0	0	0	0	0	0	0	0	0	0	59	230	183	366	242	596
2	BOB	0	0	0	0	0	0	0	0	0	0	111	342	704	1481	815	1823
3	BOI	25	50	0	0	0	0	2	6	3	17	52	228	140	370	222	671
4	BOM	0	0	0	0	0	0	0	0	0	0	0	0	36	70	36	70
5	CAN	0	0	0	0	0	0	0	0	0	0	123	490	74	161	197	651
6	CBI	30	70	0	0	0	0	11	29	7	84	149	653	220	602	417	1438
7	IND	0	0	0	0	0	0	0	0	0	0	0	0	28	91	28	91
8	IOB	0	0	0	0	0	0	0	0	0	0	76	345	127	252	203	597
9	PNB	0	0	0	0	0	0	0	0	4	120	237	930	288	979	529	2029
10	PSB	0	0	0	0	0	0	0	0	0	0	34	160	200	560	234	720
11	SBI	443	1300	0	0	0	0	20	66	86	1754	2743	12870	4994	10947	8286	26937
12	SYN	0	0	0	0	0	0	0	0	0	0	0	0	44	85	44	85
13	UBI	75	160	0	0	0	0	4	12	13	150	599	2760	1294	2623	1985	5705
14	UCO	25	50	0	0	0	0	2	6	14	458	270	1251	281	850	592	2615
15	UNI	0	0	0	0	0	0	0	0	0	0	0	0	36	72	36	72
Public	Total	598	1630	0	0	0	0	39	119	127	2583	4453	20259	8649	19509	13866	44100
1	AXIS	25	50	0	0	0	0	2	6	7	108	191	900	937	2080	1162	3144
2	BANDHAN	0	0	0	0	0	0	0	0	0	0	7	21	78	234	85	255
3	HDFC	35	75	0	0	0	0	3	7	4	18	258	1150	376	860	676	2110
4	ICICI	0	0	0	0	0	0	0	0	0	0	97	450	219	510	316	960
5	IDBI	0	0	0	0	0	0	0	0	0	0	20	100	128	258	148	358
6	INDUS	0	0	0	0	0	0	0	0	0	0	0	0	40	80	40	80
7	NESFB	0	0	0	0	0	0	0	0	0	0	0	0	8	25	8	25
8	YES	0	0	0	0	0	0	0	0	0	0	0	0	72	144	72	144
Private	Total	60	125	0	0	0	0	5	13	11	126	573	2621	1858	4191	2507	7076
1	MRB	0	0	0	0	0	0	0	0	9	155	160	543	318	852	487	1550
RRB	Total	0	0	0	0	0	0	0	0	9	155	160	543	318	852	487	1550
1	IUCB	0	0	0	0	0	0	0	0	0	0	0	0	336	669	336	669
2	MSCB	0	0	0	0	0	0	0	0	3	100	122	457	292	647	417	1204
3	MWCB	0	0	0	0	0	0	0	0	0	0	0	0	24	48	24	48
	Total	0	0	0	0	0	0	0	0	3	100	122	457	652	1364	777	1921
	Total	658	1755	0	0	0	0	44	132	150	2964	5308	23880	11477	25916	17637	54647

Bankwise Progress under ACP DISBURSEMENT(NON PRIORITY) Report of Manipur in the FY-2020-2021 as on date 30-09-2020																	
(Rs. In Lakhs)																	
SI No.	Bank Name	Agriculture (NPS)	Agriculture (NPS)	MSME (NPS)	MSME (NPS)	Exp Credit (NPS)	Exp Credit (NPS)	Educational (NPS)	Educational (NPS)	Housing (NPS)	Housing (NPS)	Personal Loans under NPS	Personal Loans under NPS	Others NPS	Others NPS	Total NPS	
1	BOB	0	0	0	0	0	0	0	0	0	0	139	377.93	96	797.06	235	1174.99
2	BOI	0	0	0	0	0	0	0	0	9	58.21	150	201.41	9	51.33	168	310.95
3	BOM	0	0	0	0	0	0	0	0	1	4.03	3	7.4	39	116.05	43	127.48
4	CAN	0	0	0	0	0	0	0	0	0	0	40	29.7	5	4.1	45	33.8
5	CBI	0	0	0	0	0	0	0	0	0	0	4	19	51	78.3	55	97.3
6	IND	0	0	0	0	0	0	0	0	0	0	18	73.78	2	21.2	20	94.98
7	IOB	0	0	0	0	0	0	0	0	0	0	0	0	92	277.64	92	277.64
8	PNB	1	2100	0	0	0	0	0	0	5	125.64	1029	2639.16	46	276.59	1081	5141.39
9	PSB	2	0.1	1	0.79	0	0	0	0	11	18.01	3	7.09	12	54.32	29	80.31
10	SBI	5	3.28	0	0	0	0	0	0	772	19046.29	392	1082.59	0	0	1169	20132.16
11	UCO	0	0	0	0	0	0	0	0	4	38	192	1261.49	6	41.31	202	1340.8
12	UNI	0	0	0	0	0	0	0	0	3	56.4	23	55.62	18	54.39	44	166.41
Public	Total	8	2103.38	1	0.79	0	0	0	0	805	19346.58	1993	5755.17	376	1772.29	3183	28978.21
1	AXIS	0	0	0	0	0	0	0	0	0	0	0	0	1446	4825.74	1446	4825.74
2	BANDHAN	0	0	0	0	0	0	0	0	0	0	0	0	291	369.1	291	369.1
3	HDFC	0	0	0	0	0	0	0	0	0	0	223	1157.71	2554	6318.6	2777	7476.31
4	ICICI	0	0	0	0	0	0	0	0	6	113.64	0	0	4153	6483.77	4159	6597.41
5	IDBI	0	0	0	0	0	0	0	0	13	398.28	175	567.79	1076	702.7	1264	1668.77
6	INDUS	0	0	0	0	0	0	0	0	0	0	0	0	18	1048.76	18	1048.76
7	NESFB	0	0	0	0	0	0	0	0	0	0	0	0	0	0	0	0
8	YES	0	0	0	0	0	0	0	0	0	0	0	0	11	510.86	11	510.86
Private	Total	0	0	0	0	0	0	0	0	19	511.92	398	1725.5	9549	20259.53	9966	22496.95
1	MRB	0	0	0	0	0	0	0	0	1	6	20	26.6	20	53.3	41	85.9
RRB	Total	0	0	0	0	0	0	0	0	1	6	20	26.6	20	53.3	41	85.9
1	MSCB	0	0	0	0	0	0	0	0	0	0	8	66	38	68.84	46	134.84
Grand	Total	8	2103.38	1	0.79	0	0	0	0	825	19864.5	2419	7573.27	9983	22153.96	13236	51695.9

District wise ACP DISBURSEMENT(NON Priority Sector) report of Manipur in the FY2020-2021 as on date 30-09-2020																	
(Amount in Rs.Lakhs)																	
Sl No.	District Name	Agriculture (NPS)	Agriculture (NPS)	MSME (NPS)	MSME (NPS)	Exp Credit (NPS)	Exp Credit (NPS)	Educational (NPS)	Educational (NPS)	Housing (NPS)	Housing (NPS)	Personal Loans under NPS	Personal Loans under NPS	Others NPS	Others NPS	Total NPS	
		No	Amt	No	Amt	No	Amt	No	Amt	No	Amt	No	Amt	No	Amt	No	Amt
1	BISHNUPUR	0	0	0	0	0	0	0	0	26	186.89	203	1176.63	28	86.84	257	1450.36
2	CHANDEL	0	0	0	0	0	0	0	0	18	116.38	10	30.09	17	19.35	45	165.82
3	CHURACHANDPUR	0	0	0	0	0	0	0	0	43	457.95	241	692.22	454	918.36	738	2068.53
4	IMPHALEAST	2	0.1	0	0	0	0	0	0	135	570.93	318	938.16	1839	4878.11	2294	6387.3
5	IMPHALWEST	2	2101.48	1	0.79	0	0	0	0	440	2790.96	1088	3544.72	6688	14284.72	8219	22722.67
6	JIRIBAM	0	0	0	0	0	0	0	0	0	0	42	78.7	21	33.16	63	111.86
7	KAKCHING	1	0.5	0	0	0	0	0	0	30	210.05	49	141.38	4	13.27	84	365.2
8	KAMJONG	0	0	0	0	0	0	0	0	0	0	2	1.07	0	0	2	1.07
9	KANGPOKPI	0	0	0	0	0	0	0	0	4	41.54	19	27.72	12	82.01	35	151.27
10	NONEY	0	0	0	0	0	0	0	0	0	0	3	8.26	2	4	5	12.26
11	PHERZAWAL	0	0	0	0	0	0	0	0	0	0	1	7.08	0	0	1	7.08
12	SENAPATI	3	1.3	0	0	0	0	0	0	73	15038.57	84	211.96	87	244.07	247	15495.9
13	TAMENGLONG	0	0	0	0	0	0	0	0	0	0	27	90.89	1	10	28	100.89
14	TENGNOUNPAL	0	0	0	0	0	0	0	0	9	129.83	42	95.31	8	39.8	59	264.94
15	THOUBAL	0	0	0	0	0	0	0	0	47	321.4	183	367.76	816	1511.65	1046	2200.81
16	UKHRUL	0	0	0	0	0	0	0	0	0	0	107	161.32	6	28.62	113	189.94
Grand	Total	8	2103.38	1	0.79	0	0	0	0	825	19864.5	2419	7573.27	9983	22153.96	13236	51695.9

Bankwise Progress under Inv Credit Under Agriculture-Disbursement Report of Manipur in the FY-2020-2021 as on																			
(Rs. In Lakhs)																			
SI No.	Bank Name	KCCs for AH and Allied Activities No	KCCs for AH and Allied Activities Amt	Farm Producti on A/C	Farm Producti on amt	Dairy no	Dairy Amt	Farm Mechanis ation No	Farm Mechanis ation Amt	Poultry No	Poultry Amt	fisheri es no	fisheri es Amt	Godown No	Godown Amt	Clinic No	Clinic Amt	Other No	Other Amt
1	BOB	6	15.39	0	0	2	2.07	12	29.31	1	0.5	8	14.04	0	0	0	0	576	819.46
2	BOI	155	39.62	0	0	1	4.25	0	0	95	202.66	2	19.6	0	0	0	0	3	2.52
3	BOM	0	0	0	0	0	0	0	0	0	0	0	0	0	0	2	1.39	0	0
4	CAN	7	1.51	0	0	6	10.11	0	0	3	3.44	18	35.09	0	0	0	0	5	8.83
5	CBI	1	7.5	0	0	0	0	0	0	1	7.5	2	3.2	0	0	0	0	0	0
6	IND	2	2	0	0	0	0	0	0	0	0	0	0	0	0	0	0	5	15.5
7	IOB	9	8.21	0	0	0	0	0	0	0	0	0	0	0	0	0	0	6	5.31
8	PNB	8	22.4	0	0	0	0	0	0	15	8.95	2	2.38	0	0	0	0	0	0
9	PSB	1	0.07	0	0	1	1.58	0	0	10	4.27	0	0	0	0	0	0	6	3.81
10	SBI	2	1.8	0	0	3	9.91	9	21.26	3	13.92	52	7.54	0	0	1	0.02	0	0
11	UCO	818	338.27	0	0	0	0	0	0	2	2.84	0	0	0	0	0	0	0	0
12	UNI	0	0	0	0	0	0	0	0	0	0	0	0	0	0	0	0	0	0
Public	Total	1009	436.77	0	0	13	27.92	21	50.57	130	244.08	84	81.85	0	0	3	1.41	601	855.43
1	AXIS	0	0	0	0	0	0	0	0	0	0	0	0	0	0	0	0	0	0
2	BANDHAN	0	0	0	0	28	10.95	10	7.85	95	68.1	18	12.55	0	0	0	0	0	0
3	HDFC	0	0	0	0	0	0	0	0	0	0	0	0	0	0	0	0	197	526.54
4	ICICI	0	0	0	0	0	0	0	0	0	0	0	0	0	0	0	0	0	0
5	IDBI	0	0	0	0	0	0	0	0	0	0	0	0	0	0	0	0	0	0
6	INDUS	0	0	0	0	0	0	0	0	0	0	0	0	0	0	0	0	0	0
7	NESFB	0	0	0	0	0	0	0	0	0	0	0	0	0	0	0	0	0	0
8	YES	0	0	0	0	0	0	0	0	0	0	0	0	0	0	0	0	0	0
Private	Total	0	0	0	0	28	10.95	10	7.85	95	68.1	18	12.55	0	0	0	0	197	526.54
1	MRB	0	0	0	0	0	0	0	0	0	0	0	0	0	0	0	0	0	0
RRB	Total	0	0	0	0	0	0	0	0	0	0	0	0	0	0	0	0	0	0
1	MSCB	275	204.7	0	0	11	18.5	0	0	22	39.3	49	84.25	0	0	0	0	10	16.8
Grand	Total	1284	641.47	0	0	52	57.37	31	58.42	247	351.48	151	178.65	0	0	3	1.41	808	1398.77

District wise Investment Credit Under Agriculture-Disbursement report of Manipur in the FY2020-2021 as on date 30-09-2020

(Amount in Rs.Lakhs)

SI No.	District Name	KCCs for AH and Allied Activities No	KCCs for AH and Allied Activities Amt	Farm Production A/C	Farm Production amt	Dairy no	Dairy Amt	Farm Mechanisation No	Farm Mechanisation Amt	Poultry No	Poultry Amt	fisheries no	fisheries Amt	Godown No	Godown Amt	Clinic No	Clinic Amt	Other No	Other Amt
1	BISHNUPUR	119	178.52	0	0	1	2	0	0	2	10.88	38	55.38	0	0	0	0	0	0
2	CHANDEL	22	9.8	0	0	0	0	2	0.18	0	0	0	0	0	0	0	0	0	0
3	CHURACHANDPUR	167	5.64	0	0	12	19.11	1	0.2	1	1.6	0	0	0	0	0	0	11	11.79
4	IMPHALEAST	228	178.65	0	0	2	3.61	13	34.68	36	38.87	5	3.89	0	0	1	0.02	80	253.55
5	IMPHALWEST	228	151.8	0	0	3	3.65	3	15.21	84	179.75	42	57.38	0	0	2	1.39	634	1002.2
6	JIRIBAM	0	0	0	0	28	10.95	10	7.85	95	68.1	18	12.55	0	0	0	0	0	0
7	KAKCHING	37	26.26	0	0	0	0	0	0	1	1.96	37	5.5	0	0	0	0	2	3.15
8	KAMJONG	0	0	0	0	0	0	0	0	0	0	0	0	0	0	0	0	0	0
9	KANGPOKPI	4	11.79	0	0	0	0	0	0	0	0	4	10.04	0	0	0	0	5	3.81
10	NONEY	0	0	0	0	0	0	0	0	0	0	0	0	0	0	0	0	0	0
11	PHERZAWAL	0	0	0	0	0	0	0	0	0	0	0	0	0	0	0	0	0	0
12	SENAPATI	287	42.9	0	0	0	0	0	0	0	0	0	0	0	0	0	0	1	0.16
13	TAMENGLONG	7	1.51	0	0	3	4.5	0	0	1	1.5	0	0	0	0	0	0	5	8.83
14	TENGNOUNPAL	18	0.62	0	0	0	0	0	0	0	0	0	0	0	0	0	0	0	0
15	THOUBAL	56	20.02	0	0	2	10.55	2	0.3	27	48.82	7	33.91	0	0	0	0	60	98.48
16	UKHRUL	111	13.96	0	0	1	3	0	0	0	0	0	0	0	0	0	0	10	16.8
Grand	Total	1284	641.47	0	0	52	57.37	31	58.42	247	351.48	151	178.65	0	0	3	1.41	808	1398.77

Bankwise Progress under KISAN CREDIT CARD Report of Manipur in the FY-2020-2021 as on date 30-09-2020

(Amount In Lakhs)

Sl No.	Bank Name	No. of kcc	Amount disbursed	Total no. of kcc	Outstanding amount .	Number of rupay card	Card activated	AH No. of kcc	AH Amount disbursed	AH Total no. of kcc	AH Outstanding amount .	AH Number of rupay card	AH Card activated	Fishery No. of kcc	Fishery Amount disbursed	Fishery Total no. of kcc	Fishery Outstanding amount .	Fishery Number of rupay card	Fishery Card activated
1	BOB	89	221.37	268	400.96	268	268	6	15.39	6	15.39	6	6	5	11.45	5	11.45	5	5
2	BOI	57	28.94	508	243.48	501	475	0	0	0	0	0	0	0	0	0	0	0	0
3	BOM	0	0	0	0	0	0	0	0	0	0	0	0	0	0	0	0	0	0
4	CAN	18	7.88	276	161.91	20	13	0	0	0	0	0	0	0	0	0	0	0	0
5	CBI	14	7.84	421	206.72	421	0	0	0	1	5.59	0	0	0	0	0	0	0	0
6	IND	200	126.29	478	339.01	267	214	0	0	0	0	0	0	2	2	24	36.78	0	0
7	IOB	6	2.4	212	188.54	0	0	0	0	0	0	0	0	0	0	0	0	0	0
8	PNB	32	18.15	10202	6174.2	5327	4267	0	0	11	12.91	0	0	2	2.45	21	56.66	0	0
9	PSB	0	0	27	38.82	27	27	0	0	0	0	0	0	0	0	0	0	0	0
10	SBI	451	275.52	3169	1285.4	2574	1441	2	1.8	2	1.87	0	0	70	0	136	315.82	0	0
11	UCO	67	48.94	1293	1184.2	1293	1293	5	2.84	63	164.91	63	63	0	0	31	80.19	31	31
12	UNI	0	0	3	0.85	0	0	0	0	0	0	0	0	0	0	0	0	0	0
Public	Total	934	737.33	16857	10224	10698	7998	13	20.03	83	200.67	69	69	79	15.9	217	500.9	36	36
1	AXIS	0	0	0	0	0	0	0	0	0	0	0	0	0	0	0	0	0	0
2	BANDHAN	0	0	0	0	0	0	0	0	0	0	0	0	0	0	0	0	0	0
3	HDFC	128	387.22	943	1590	153	11	0	0	0	0	0	0	0	0	0	0	0	0
4	ICICI	0	0	2	2.9	0	0	0	0	0	0	0	0	0	0	0	0	0	0
5	INDUS	0	0	0	0	0	0	0	0	0	0	0	0	0	0	0	0	0	0
6	NESFB	0	0	0	0	0	0	0	0	0	0	0	0	0	0	0	0	0	0
7	YES	0	0	0	0	0	0	0	0	0	0	0	0	0	0	0	0	0	0
Private	Total	128	387.22	945	1592.9	153	11	0	0	0	0	0	0	0	0	0	0	0	0
1	MRB	930	413.14	9639	3419.5	9639	9639	3	5.39	17	12.31	17	17	2	3.43	4	5.31	4	4
RRB	Total	930	413.14	9639	3419.5	9639	9639	3	5.39	17	12.31	17	17	2	3.43	4	5.31	4	4
1	MSCB	559	222.97	1738	358.76	1404	1404	252	151.75	572	310.76	227	227	39	24.23	40	25.23	39	39
Grand	Total	2551	1760.7	29179	15595	21894	19052	268	177.17	672	523.74	313	313	120	43.56	261	531.44	79	79

District wise KCC report of Manipur in the FY2020-2021 as on date 30-09-2020

(Amount in Rs.Lakhs)

Sl No.	District Name	No. of kcc	Amount disbursed	Total no. of kcc	Outstanding amount.	Number of rupay card	Card activated	AH No. of kcc	AH Amount disbursed	AH Total no. of kcc	AH Outstanding amount.	AH Number of rupay card	AH Card activated	Fishery No. of kcc	Fishery Amount disbursed	Fishery Total no. of kcc	Fishery Outstanding amount.	Fishery Number of rupay card	Fishery Card activated
1	BISHNUPUR	427	233.71	4779	1927	4673	4648	4	0.88	203	134.41	9	9	29	19.35	81	184.58	27	27
2	CHANDEL	9	3.15	121	87.28	85	85	0	0	3	13.78	3	3	0	0	0	0	0	0
3	CHURACHANDPUR	600	269.41	2150	1148	2239	1353	2	0.56	30	75.02	30	30	0	0	20	43.75	6	6
4	IMPHALEAST	165	303.79	5364	2886.4	3877	3310	9	3.91	19	20.73	16	16	3	2.41	4	9.84	1	1
5	IMPHALWEST	475	451.19	9479	6166.5	5491	4660	203	142.86	215	185.45	214	214	34	8.76	44	57.38	28	28
6	JIRIBAM	0	0	68	26.81	32	25	0	0	0	0	0	0	0	0	0	0	0	0
7	KAKCHING	118	59.25	779	315.33	746	674	17	6.64	26	15.83	19	19	50	3	106	225.59	13	13
8	KAMJONG	0	0	0	0	0	0	0	0	0	0	0	0	0	0	0	0	0	0
9	KANGPOKPI	271	106.8	752	412.81	438	376	4	11.79	4	11.79	4	4	4	10.04	4	10.04	4	4
10	NONEY	60	35.35	163	94.17	153	153	0	0	13	8.6	13	13	0	0	0	0	0	0
11	PHERZAWAL	3	1.38	3	1.38	0	0	0	0	0	0	0	0	0	0	0	0	0	0
12	SENAPATI	189	96.5	2022	792.99	1252	934	0	0	1	3.54	0	0	0	0	1	0.16	0	0
13	TAMENGLONG	0	0	30	6.39	23	17	0	0	0	0	0	0	0	0	0	0	0	0
14	TENGNOUNPAL	48	27.79	229	92.92	178	158	0	0	0	0	0	0	0	0	1	0.1	0	0
15	THOUBAL	156	149.09	2833	1326.4	2361	2321	29	10.53	155	51.39	3	3	0	0	0	0	0	0
16	UKHRUL	30	23.25	407	310.85	346	338	0	0	3	3.2	2	2	0	0	0	0	0	0
Grand	Total	2551	1760.7	29179	15595	21894	19052	268	177.17	672	523.74	313	313	120	43.56	261	531.44	79	79

Bankwise Progress under FI & KCC Report of Manipur in the FY-2020-2021 as on date 30-09-2020						
Amount in Lakhs						
SI No.	Bank Name	Inactive BCs	RuPay card active in PMJDY	First time active RuPay card	Aadhaar Authenticated SB accounts	RuPay card issued in KCC
1	BOB	0	10032	1230	37758	8
2	BOI	0	23100	21950	24634	481
3	BOM	1	3444	374	2931	0
4	CAN	0	2198	1586	8999	34
5	CBI	2	23100	0	89601	526
6	IND	0	339	139	8045	214
7	IOB	0	14071	0	7430	0
8	PNB	0	225754	1731	180159	10865
9	PSB	0	8097	0	7592	19
10	SBI	9	334345	334345	481078	1023
11	UCO	0	14622	0	37538	1293
12	UNI	0	3091	3	10281	0
Public	Total	12	662193	361358	896046	14463
1	AXIS	0	7207	0	30015	0
2	BANDHAN	0	0	0	0	0
3	HDFC	1	1901	1901	12122	153
4	ICICI	0	2360	0	13592	0
5	IDBI	0	1070	1262	1164	0
6	INDUS	0	0	0	0	0
7	NESFB	0	0	0	0	0
8	YES	0	52	0	0	0
Private	Total	1	12590	3163	56893	153
1	MRB	0	158641	23719	218944	9639
RRB	Total	0	158641	23719	218944	9639
1	MSCB	0	2175	1168	30830	1404
Grand	Total	13	835599	389408	1202713	25659

District wise FI & KCC report of Manipur in the FY2020-2021 as on date 30-09-2020						
SI No.	District Name	Inactive BCs	RuPay card active in PMJDY	First time active RuPay card	Aadhaar Authenticated SB accounts	RuPay card issued in KCC
1	BISHNUPUR	0	111164	34669	155901	4633
2	CHANDEL	0	9064	7687	16954	84
3	CHURACHANDPUR	4	69468	50325	115057	1198
4	IMPHALEAST	2	138435	54325	204031	5125
5	IMPHALWEST	3	186348	79837	333520	9251
6	JIRIBAM	0	9554	63	8554	85
7	KAKCHING	0	49950	22887	67675	891
8	KAMJONG	0	2168	2168	1811	0
9	KANGPOKPI	0	12281	12078	16589	209
10	NONEY	0	8131	3390	7816	153
11	PHERZAWAL	0	301	301	343	0
12	SENAPATI	2	40699	34670	57486	933
13	TAMENGLONG	0	19319	1817	15313	159
14	TENGNOUNPAL	0	12755	7313	20301	153
15	THOUBAL	2	129083	60985	148861	2406
16	UKHRUL	0	36879	16893	32501	379
Grand	Total	13	835599	389408	1202713	25659

Bankwise Progress under SHG Report of Manipur in the FY-2020-2021 as on date 30-09-2020									
(Rs. In Lakhs)									
SI No.	Bank Name	Savings Linked No	Savings Linked Amount	Credit Linked No	Credit Linked Amount	CY Savings Linked No	CY Savings Linked Amount	CY Credit Linked No	CY Credit Linked Amount
1	BOB	19	11.26	19	11.26	0	0	37	27.74
2	BOI	0	0	0	0	0	0	0	0
3	BOM	0	0	0	0	0	0	0	0
4	CAN	0	0	0	0	2	0.5	0	0
5	CBI	5	0.33	1	1.06	7	0.37	2	1.96
6	IND	0	0	0	0	0	0	0	0
7	IOB	0	0	0	0	0	0	0	0
8	PNB	12	3.5	0	0	25	6.3	10	6
9	PSB	0	0	0	0	0	0	0	0
10	SBI	2743	71.75	0	0	2743	106.76	25	86.65
11	UCO	0	0	1	0.95	0	0	4	3.16
12	UNI	0	0	0	0	0	0	0	0
Public	Total	2779	86.84	21	13.27	2777	113.93	78	125.51
1	AXIS	0	0	0	0	0	0	0	0
2	BANDHAN	0	0	0	0	0	0	0	0
3	HDFC	0	0	0	0	0	0	0	0
4	ICICI	0	0	0	0	0	0	0	0
5	IDBI	0	0	0	0	0	0	0	0
6	INDUS	0	0	0	0	0	0	0	0
7	NESFB	0	0	0	0	0	0	0	0
8	YES	0	0	0	0	0	0	0	0
Private	Total	0	0	0	0	0	0	0	0
1	MRB	213	20.44	81	100.35	352	58.14	101	125.25
RRB	Total	213	20.44	81	100.35	352	58.14	101	125.25
1	MSCB	115	6.6	2	1.7	193	56.97	98	61.24
Grand	Total	3107	113.88	104	115.32	3322	229.04	277	312

District wise SHG report of Manipur in the FY2020-2021 as on date 30-09-2020									
(Amount in Rs.Lakhs)									
SI No.	District Name	Savings Linked No	Savings Linked Amount	Credit Linked No	Credit Linked Amount	CY Savings Linked No	CY Savings Linked Amount	CY Credit Linked No	CY Credit Linked Amount
1	BISHNUPUR	143	11.64	6	6	192	15.09	9	8.2
2	CHANDEL	754	21.17	0	0	754	21.17	0	0
3	CHURACHANDPUR	69	1.22	1	1.06	111	1.63	2	1.96
4	IMPHALEAST	89	11.56	39	37.04	121	11.92	81	74
5	IMPHALWEST	1050	9.43	3	3.65	1069	20.95	18	14.95
6	JIRIBAM	0	0	0	0	0	0	0	0
7	KAKCHING	208	8.79	1	0.95	166	10.57	24	70.16
8	KAMJONG	0	0	0	0	0	0	0	0
9	KANGPOKPI	55	5.38	0	0	33	30.13	0	0
10	NONEY	126	2.87	6	11	131	2.94	6	11
11	PHERZAWAL	0	0	0	0	0	0	0	0
12	SENAPATI	542	24.13	0	0	542	24.13	4	18.05
13	TAMENGLONG	10	0.02	0	0	11	0.02	0	0
14	TENGNOUNPAL	14	9.78	14	16.12	7	6.3	15	17.54
15	THOUBAL	36	6.13	33	37.5	174	47.43	67	74.3
16	UKHRUL	11	1.76	1	2	11	36.76	51	21.84
Grand	Total	3107	113.88	104	115.32	3322	229.04	277	312

Bankwise Progress under JLG Report of Manipur in the FY-2020-2021 as on date 30-09-2020					
(Rs. In Lakhs)					
SI No.	Bank Name	Disb No	Disb Amt	OS No	OS Amt
1	BOB	0	0	0	0
2	BOI	0	0	0	0
3	BOM	0	0	0	0
4	CAN	0	0	0	0
5	CBI	0	0	4	6.62
6	IND	0	0	0	0
7	IOB	0	0	0	0
8	PNB	8	2.4	740	147.33
9	PSB	0	0	0	0
10	SBI	0	0	0	0
11	UCO	0	0	65	42.11
12	UNI	0	0	0	0
Public	Total	8	2.4	809	196.06
1	AXIS	554	148	554	148
2	BANDHAN	0	0	0	0
3	HDFC	18	24.64	993	1726.16
4	ICICI	0	0	0	0
5	IDBI	0	0	0	0
6	INDUS	0	0	0	0
7	NESFB	24	8.8	7446	1210.77
8	YES	0	0	0	0
Private	Total	596	181.44	8993	3084.93
1	MRB	0	0	41	21.67
RRB	Total	0	0	41	21.67
1	MSCB	478	529.89	519	709.41
Grand	Total	1082	713.73	10362	4012.07

District wise JLG report of Manipur in the FY2020-2021 as on date 30-09-2020					
(Amount in Rs.Lakhs)					
SI No.	District Name	Disb No	Disb Amt	OS No	OS Amt
1	BISHNUPUR	28	27.8	207	76.09
2	CHANDEL	0	0	0	0
3	CHURACHANDP UR	2	9.5	62	73.39
4	IMPHALEAST	660	449.42	3792	1534.02
5	IMPHALWEST	322	149.34	5648	1627.89
6	JIRIBAM	0	0	0	0
7	KAKCHING	24	13.62	77	21.86
8	KAMJONG	0	0	0	0
9	KANGPOKPI	34	39.5	34	32.2
10	NONEY	0	0	0	0
11	PHERZAWAL	0	0	0	0
12	SENAPATI	0	0	95	25.2
13	TAMENGLONG	0	0	0	0
14	TENGNOUNPAL	0	0	0	0
15	THOUBAL	12	24.55	417	592.24
16	UKHRUL	0	0	30	29.18
Grand	Total	1082	713.73	10362	4012.07

Bankwise Progress under NRLM Disbursement Report of Manipur in the FY-2020-2021 as on date 30-09-2020			
(Rs. In Lakhs)			
SI No.	Bank Name	Self-Help Group No.	Self-Help Group Amount
1	BOB	10	12
2	BOI	0	0
3	BOM	0	0
4	CAN	0	0
5	CBI	1	0.94
6	IND	0	0
7	IOB	18	13.53
8	PNB	15	15
9	PSB	0	0
10	SBI	1	2.7
11	UCO	25	19.72
12	UNI	0	0
Public	Total	70	63.89
1	AXIS	0	0
2	BANDHAN	0	0
3	HDFC	0	0
4	ICICI	0	0
5	IDBI	0	0
6	INDUS	0	0
7	NESFB	0	0
8	YES	0	0
Private	Total	0	0
1	MRB	62	76.5
RRB	Total	62	76.5
1	MSCB	21	19.1
Grand	Total	153	159.49

District wise NRLM report of Manipur in the FY2020-2021 as on date 30-09-2020			
(Amount in Rs.Lakhs)			
SI No.	District Name	Self-Help Group No.	Self-Help Group Amount
1	BISHNUPUR	0	0
2	CHANDEL	0	0
3	CHURACHANDPUR	1	0.94
4	IMPHALEAST	85	75.62
5	IMPHALWEST	7	12.7
6	JIRIBAM	0	0
7	KAKCHING	0	0
8	KAMJONG	0	0
9	KANGPOKPI	18	13.53
10	NONEY	0	0
11	PHERZAWAL	0	0
12	SENAPATI	0	0
13	TAMENGLONG	0	0
14	TENGNOUNPAL	9	16
15	THOUBAL	33	40.7
16	UKHRUL	0	0
Grand	Total	153	159.49

Bankwise Progress under NULM Disbursement Report of Manipur in the FY-2020-2021 as on date 30-09-2020												
(Rs. In Lakhs)												
SI No.	Bank Name	Sep-I No.	Sep-I Amt	Sep-G No	Sep-G Amt.	Sep-G No. of Beneficiary	SHG No.	SHG Amt	SHG No. of Beneficiary	Women SHG No.	Women SHG Amt.	Women SHG No. of Beneficiary
1	BOB	0	0	0	0	0	0	0	0	0	0	0
2	BOI	0	0	0	0	0	0	0	0	0	0	0
3	BOM	0	0	0	0	0	0	0	0	0	0	0
4	CAN	0	0	0	0	0	0	0	0	0	0	0
5	CBI	0	0	0	0	0	0	0	0	0	0	0
6	IND	0	0	0	0	0	0	0	0	0	0	0
7	IOB	0	0	0	0	0	0	0	0	0	0	0
8	PNB	0	0	0	0	0	10	6	10	10	6	10
9	PSB	0	0	0	0	0	0	0	0	0	0	0
10	SBI	0	0	0	0	0	0	0	0	0	0	0
11	UCO	0	0	0	0	0	29	22.88	290	29	22.88	290
12	UNI	0	0	0	0	0	0	0	0	0	0	0
Public	Total	0	0	0	0	0	39	28.88	300	39	28.88	300
1	AXIS	0	0	0	0	0	0	0	0	0	0	0
2	BANDHAN	0	0	0	0	0	0	0	0	0	0	0
3	HDFC	0	0	0	0	0	0	0	0	0	0	0
4	ICICI	0	0	0	0	0	0	0	0	0	0	0
5	IDBI	0	0	0	0	0	0	0	0	0	0	0
6	INDUS	0	0	0	0	0	0	0	0	0	0	0
7	NESFB	0	0	0	0	0	0	0	0	0	0	0
8	YES	0	0	0	0	0	0	0	0	0	0	0
Private	Total	0	0	0	0	0	0	0	0	0	0	0
1	MRB	0	0	0	0	0	16	17.5	160	16	17.5	160
RRB	Total	0	0	0	0	0	16	17.5	160	16	17.5	160
1	MSCB	0	0	0	0	0	0	0	0	0	0	0
Grand	Total	0	0	0	0	0	55	46.38	460	55	46.38	460

District wise NULM report of Manipur in the FY2020-2021 as on date 30-09-2020

(Amount in Rs.Lakhs)

SI No.	District Name	Sep-I No.	Sep-I Amt	Sep-G No	Sep-G Amt.	Sep-G No. of Beneficiary	SHG No.	SHG Amt	SHG No. of Beneficiary	Women SHG No.	Women SHG Amt.	Women SHG No. of Beneficiary
1	BISHNUPUR	0	0	0	0	0	0	0	0	0	0	0
2	CHANDEL	0	0	0	0	0	0	0	0	0	0	0
3	CHURACHANDPUR	0	0	0	0	0	0	0	0	0	0	0
4	IMPHALEAST	0	0	0	0	0	35	25.72	260	35	25.72	260
5	IMPHALWEST	0	0	0	0	0	6	6	60	6	6	60
6	JIRIBAM	0	0	0	0	0	0	0	0	0	0	0
7	KAKCHING	0	0	0	0	0	4	3.16	40	4	3.16	40
8	KAMJONG	0	0	0	0	0	0	0	0	0	0	0
9	KANGPOKPI	0	0	0	0	0	0	0	0	0	0	0
10	NONEY	0	0	0	0	0	0	0	0	0	0	0
11	PHERZAWAL	0	0	0	0	0	0	0	0	0	0	0
12	SENAPATI	0	0	0	0	0	0	0	0	0	0	0
13	TAMENGLONG	0	0	0	0	0	0	0	0	0	0	0
14	TENGNOUNPAL	0	0	0	0	0	0	0	0	0	0	0
15	THOUBAL	0	0	0	0	0	10	11.5	100	10	11.5	100
16	UKHRUL	0	0	0	0	0	0	0	0	0	0	0
Grand Total		0	0	0	0	0	55	46.38	460	55	46.38	460

Bankwise Progress under PMMY -Disbursement Report of Manipur in the FY- 2020-2021 as on date 30-09-2020

(Rs. In Lakhs)									
SI No.	Bank Name	Sishu No	Sishu amt	Kishore no	Kishore Amt	Tarun No	Tarun Amt	Total Mudra Disb no.	Total Mudra Disb Amt.
1	BOB	36	13.47	104	187.99	22	107.12	162	308.58
2	BOI	2	0.7	18	8.55	15	39.1	35	48.35
3	BOM	16	4.8	1	2	0	0	17	6.8
4	CAN	6	2.39	18	38.22	46	104.77	70	145.38
5	CBI	9	3.64	8	21	3	26	20	50.64
6	IND	98	10.28	193	136.38	57	185.71	348	332.37
7	IOB	1	0.25	17	79.25	1	9.31	19	88.81
8	PNB	20	2	17	39.31	6	46.15	43	87.46
9	PSB	37	8.3	16	24.38	1	9.25	54	41.93
10	SBI	1509	442.09	1113	457.44	190	431.57	2812	1331.1
11	UCO	886	91.44	202	256.43	10	72.78	1098	420.65
12	UNI	4	0.4	3	8.5	1	8	8	16.9
Public	Total	2624	579.76	1710	1259.45	352	1039.76	4686	2878.97
1	AXIS	0	0	0	0	0	0	0	0
2	BANDHAN	11286	2691.33	1534	538.36	0	0	12820	3229.69
3	HDFC	110	24.32	94	70.51	0	0	204	94.83
4	ICICI	0	0	0	0	0	0	0	0
5	IDBI	26	22.26	224	1238.49	54	1000.28	304	2261.03
6	INDUS	0	0	0	0	0	0	0	0
7	NESFB	0	0	0	0	0	0	0	0
8	YES	0	0	0	0	0	0	0	0
Private	Total	11422	2737.91	1852	1847.36	54	1000.28	13328	5585.55
1	MRB	591	145.7	308	435.85	8	64.7	907	646.25
RRB	Total	591	145.7	308	435.85	8	64.7	907	646.25
1	MSCB	0	0	0	0	0	0	0	0
Grand	Total	14637	3463.37	3870	3542.66	414	2104.74	18921	9110.77

District wise PMMY Disbursements report of Manipur in the FY2020-2021 as on date 30-09-2020

(Amount in Rs.Lakhs)

SI No.	District Name	Sishu No	Sishu amt	Kishore no	Kishore Amt	Tarun No	Tarun Amt	Total Mudra Disb no.	Total Mudra Disb Amt.
1	BISHNUPUR	2386	522.21	410	225.19	5	32.89	2801	780.29
2	CHANDEL	84	8.03	120	7.51	5	0.54	209	16.08
3	CHURACHANDPUR	185	46.22	192	583.64	40	313.92	417	943.78
4	IMPHALEAST	2427	526.51	424	315.37	70	200.21	2921	1042.09
5	IMPHALWEST	2805	722.98	796	1385.78	205	1247.7	3806	3356.46
6	JIRIBAM	1600	381.72	404	115	0	0	2004	496.72
7	KAKCHING	2141	562.75	503	252.41	12	43.88	2656	859.04
8	KAMJONG	10	0.07	29	11.06	0	0	39	11.13
9	KANGPOKPI	43	10.26	94	105.88	13	81.56	150	197.7
10	NONEY	11	4.13	39	43.88	0	0	50	48.01
11	PHERZAWAL	4	0.02	4	0.04	0	0	8	0.06
12	SENAPATI	52	9.77	300	138.25	25	102.33	377	250.35
13	TAMENGLONG	7	2.28	8	18.67	22	15	37	35.95
14	TENGNUPAL	103	20.91	74	53.71	2	8.5	179	83.12
15	THOUBAL	2727	639.86	406	237.55	10	32.81	3143	910.22
16	UKHRUL	52	5.65	67	48.72	5	25.4	124	79.77
Grand	Total	14637	3463.37	3870	3542.66	414	2104.74	18921	9110.77

**Bankwise Progress under PRADHAN MANTRI MUDRA TOTAL O/S & NPA Report of Manipur in the
FY-2020-2021 as on date 30-09-2020**

(Rs. In Lakhs)

Sl No.	Bank Name	Sishu os No	Sishu npa No	Sishu os amt	Sishu npa amt	Kishore os no	Kishore npa No	Kishore os Amt	Kishore npa Amt	Tarun os No	Tarun npa No	Tarun os Amt	Tarun npa Amt
1	BOB	473	76	129.04	25.01	731	162	1063.23	242.96	138	15	638.04	43.69
2	BOI	127	17	46.17	4.15	331	30	595.25	45.25	92	4	538.74	25.18
3	BOM	49	2	13.02	0.6	13	0	25.54	0	18	1	118.23	6.08
4	CAN	286	36	63.09	109.62	507	90	963.26	356.93	217	53	1195.55	405.58
5	CBI	444	77	91.15	17.48	635	85	1188.01	160.52	136	11	763.17	45.1
6	IND	286	19	59.36	6.07	448	19	595.41	35.99	108	6	421.93	22.77
7	IOB	33	1	12.96	0.37	281	0	617.75	0	27	0	160.14	0
8	PNB	945	99	199.69	31.15	803	87	1193.67	124.01	58	3	371.17	15.78
9	PSB	103	2	24.69	0.46	76	2	95.52	1.08	6	0	47.69	0
10	SBI	2945	1134	1017.86	1397.59	2141	366	3776.65	451.53	462	244	2812.89	301.02
11	UCO	1854	325	393.1	113.71	1555	618	2712.83	1463.72	53	14	343.56	85.69
12	UNI	7	0	1.76	0	92	9	108.05	6.07	7	0	41.89	0
Public	Total	7552	1788	2051.89	1706.21	7613	1468	12935.17	2888.06	1322	351	7453	950.89
1	AXIS	0	0	0	0	0	0	0	0	0	0	0	0
2	BANDHAN	11286	10500	2691.33	2374.94	1534	1476	538.36	491.47	0	0	0	0
3	HDFC	8158	2	1681.23	0.52	1175	28	692.86	14.3	23	0	107.89	0
4	ICICI	0	0	0	0	18	2	33.64	5.25	10	0	47.12	6.18
5	IDBI	26	0	16.69	0	224	5	972.56	48.91	54	1	791.67	5.45
6	INDUS	0	0	0	0	0	0	0	0	0	0	0	0
7	NESFB	0	0	0	0	0	0	0	0	0	0	0	0
8	YES	0	0	0	0	0	0	0	0	0	0	0	0
Private	Total	19470	10502	4389.25	2375.46	2951	1511	2237.42	559.93	87	1	946.68	11.63
1	MRB	6881	2292	2222.23	877.92	4553	874	5269.24	1068.52	193	34	1241.88	226.18
RRB	Total	6881	2292	2222.23	877.92	4553	874	5269.24	1068.52	193	34	1241.88	226.18
1	MSCB	0	0	0	0	0	0	0	0	0	0	0	0
Grand	Total	33903	14582	8663.37	4959.59	15117	3853	20441.83	4516.51	1602	386	9641.56	1188.7

Bankwise Progress under SUI Disbursements Report of Manipur in the FY-2020-2021 as on date 30-09-2020							
(Rs. In Lakhs)							
SI No.	Bank Name	No. of Female Account	Sum of Female Amount	No. of Male Account to SC	Sum of Male Amount to SC	No. of Male Account to ST	Sum of Male Amount to ST
1	BOB	54	60.91	3	3.52	24	25.77
2	BOI	0	0	0	0	0	0
3	BOM	2	13.09	0	0	0	0
4	CAN	0	0	0	0	0	0
5	CBI	0	0	0	0	0	0
6	IND	5	56.9	4	122.3	5	98.34
7	IOB	0	0	0	0	0	0
8	PNB	5	101.01	0	0	1	10.8
9	PSB	11	48.44	9	72.82	9	72.82
10	SBI	2	0.47	0	0	0	0
11	UCO	1	27.05	0	0	0	0
12	UNI	0	0	0	0	0	0
Public	Total	80	307.87	16	198.64	39	207.73
1	AXIS	0	0	0	0	0	0
2	BANDHAN	0	0	0	0	0	0
3	HDFC	0	0	0	0	0	0
4	ICICI	0	0	0	0	0	0
5	IDBI	0	0	0	0	0	0
6	INDUS	0	0	0	0	0	0
7	NESFB	0	0	0	0	0	0
8	YES	0	0	0	0	0	0
Private	Total	0	0	0	0	0	0
1	MRB	0	0	0	0	0	0
RRB	Total	0	0	0	0	0	0
1	MSCB	0	0	0	0	0	0
Grand	Total	80	307.87	16	198.64	39	207.73

District wise SUI Disbursements report of Manipur in the FY2020-2021 as on date 30-09-2020							
(Amount in Rs.Lakhs)							
SI No.	District Name	No. of Female Account	Sum of Female Amount	No. of Male Account to SC	Sum of Male Amount to SC	No. of Male Account to ST	Sum of Male Amount to ST
1	BISHNUPUR	0	0	0	0	0	0
2	CHANDEL	0	0	0	0	0	0
3	CHURACHANDPUR	5	8.32	0	0	3	13.25
4	IMPHALEAST	12	37.22	4	3.29	9	101.63
5	IMPHALWEST	59	259.81	8	73.05	23	87.88
6	JIRIBAM	0	0	0	0	0	0
7	KAKCHING	0	0	4	122.3	0	0
8	KAMJONG	0	0	0	0	0	0
9	KANGPOKPI	2	2.05	0	0	3	3.85
10	NONEY	0	0	0	0	0	0
11	PHERZAWAL	0	0	0	0	0	0
12	SENAPATI	2	0.47	0	0	0	0
13	TAMENGLONG	0	0	0	0	0	0
14	TENGNOUNPAL	0	0	0	0	1	1.12
15	THOUBAL	0	0	0	0	0	0
16	UKHRUL	0	0	0	0	0	0
Grand	Total	80	307.87	16	198.64	39	207.73

BANKWISE SUMMARY OF PMEGP TARGET ALLOCATION FOR 2020-2021											
Sl. No	BANK	No. of Brs	KVIC		KVIB		DIC		Target		Ratio per Brs
			NO.	MARGIN	NO.	MARGIN	NO.	MARGIN	NO.	MARGIN	
1	Allahabad Bank	4	15	37.50	15	37.50	19	47.50	49	122.50	12.25
2	Axis Bank	11	40	100.00	40	100.00	53	132.50	133	332.50	12.09
3	Bandhan Bank	3	9	22.50	11	27.50	15	37.50	35	87.50	11.67
4	Bank of Baroda	16	58	145.00	58	145.00	77	192.50	193	482.50	12.06
5	Bank of India	4	15	37.50	15	37.50	19	47.50	49	122.50	12.25
6	Bank of Maharashtra	1	4	10.00	4	10.00	5	12.50	13	32.50	13.00
7	Canara Bank	5	18	45.00	19	47.50	24	60.00	61	152.50	12.20
8	Central Bank of India	8	29	72.50	30	75.00	39	97.50	98	245.00	12.25
9	HDFC	8	29	72.50	29	72.50	39	97.50	97	242.50	12.13
10	ICICI Bank	9	33	82.50	33	82.50	44	110.00	110	275.00	12.22
11	IDBI	2	7	17.50	7	17.50	10	25.00	24	60.00	12.00
12	Indian Bank	1	4	10.00	4	10.00	5	12.50	13	32.50	13.00
13	IndusInd	3	11	27.50	11	27.50	15	37.50	37	92.50	12.33
14	Indian Overseas Bank	3	11	27.50	11	27.50	15	37.50	37	92.50	12.33
15	Punjab National Bank	5	18	45.00	18	45.00	24	60.00	60	150.00	12.00
16	Punjab & Sind Bank	5	18	45.00	18	45.00	24	60.00	60	150.00	12.00
17	State Bank of India	45	164	410.00	160	400.00	218	545.00	542	1355.00	12.04
18	United Bank of India	18	66	165.00	66	165.00	87	217.50	219	547.50	12.17
19	UCO	13	47	117.50	47	117.50	64	160.00	158	395.00	12.15
20	Syndicate Bank	1	4	10.00	4	10.00	5	12.50	13	32.50	13.00
21	Union	1	4	10.00	4	10.00	5	12.50	13	32.50	13.00
22	Yes	1	4	10.00	4	10.00	5	12.50	13	32.50	13.00
23	NESFB	3	11	27.50	11	27.50	14	35.00	36	90.00	12.00
	TOTAL	170	619	1547.50	619	1547.50	825	2062.50	2063	5157.50	12.14

BANKWISE SUMMARY OF PMEGP TARGET ALLOCATION FOR 2020-2021								
DISTRICT	KVIC		KVIB		DIC		Total Target	
	NO.	MARGIN	NO.	MARGIN	NO.	MARGIN	NO.	MARGIN
THOUBAL	62	155.00	62	155.00	82	205.00	206	515.00
KAKCHING	17	42.50	17	42.50	24	60.00	58	145.00
CHANDEL	38	95.00	38	95.00	50	125.00	126	315.00
TENGOUNPAL	12	30.00	12	30.00	15	37.50	39	97.50
CHURACHANDPUR	60	150.00	60	150.00	79	197.50	199	497.50
PHERZVAL	5	12.50	5	12.50	7	17.50	17	42.50
SENAPATI	71	177.50	71	177.50	93	232.50	235	587.50
KANGPOKPI	24	60.00	24	60.00	33	82.50	81	202.50
IMPHAL WEST	130	325.00	130	325.00	174	435.00	434	1085.00
IMPHAL EAST	80	200.00	80	200.00	108	270.00	268	670.00
JIRIBAM	7	17.50	7	17.50	9	22.50	23	57.50
BISHNUPUR	45	112.50	45	112.50	61	152.50	151	377.50
TAMENGLONG	25	62.50	25	62.50	34	85.00	84	210.00
NONEY	6	15.00	6	15.00	8	20.00	20	50.00
UKHRUL	33	82.50	33	82.50	44	110.00	110	275.00
KAMJONG	4	10.00	4	10.00	4	10.00	12	30.00
TOTAL	619	1547.50	619	1547.50	825	2062.50	2063	5157.50

Bankwise Progress under PMEGP Report of Manipur in the FY-2020-2021 as on date 30-09-2020					
(Rs. In Lakhs)					
SI No.	Bank Name	SANCTION A/C No	SANCTION AMT	DISBURSED A/C	DISBURSED AMT.
1	BOB	11	109.39	11	70.16
2	BOI	9	40.37	9	22.17
3	BOM	0	0	0	0
4	CAN	2	7.38	0	0
5	CBI	34	203.05	34	79.39
6	IND	9	60.18	9	42.58
7	IOB	13	45.11	13	45.11
8	PNB	32	52.15	32	44.1
9	PSB	9	27.5	9	23.02
10	SBI	1	2.8	15	20.98
11	UCO	3	4.19	1	1.81
12	UNI	0	0	0	0
Public	Total	123	552.12	133	349.32
1	AXIS	0	0	0	0
2	BANDHAN	0	0	0	0
3	HDFC	6	2.88	0	0
4	ICICI	0	0	0	0
5	INDUS	0	0	0	0
6	NESFB	0	0	0	0
7	YES	0	0	0	0
Private	Total	6	2.88	0	0
1	MRB	0	0	0	0
RRB	Total	0	0	0	0
1	MSCB	0	0	0	0
Grand	Total	129	555	133	349.32

District wise PMEGP report of Manipur in the FY2020-2021 as on date 30-09-2020					
(Amount in Rs.Lakhs)					
SI No.	District Name	SANCTION A/C No	SANCTION AMT	DISBURSED A/C	DISBURSED AMT.
1	BISHNUPUR	1	1	1	0.45
2	CHANDEL	1	2.85	9	13.77
3	CHURACHANDPUR	7	47.72	6	14.81
4	IMPHALEAST	29	148	25	83.67
5	IMPHALWEST	27	174.63	27	108.18
6	JIRIBAM	18	19	18	15
7	KAKCHING	5	33.1	5	15.5
8	KAMJONG	0	0	0	0
9	KANGPOKPI	5	23.75	5	23.75
10	NONEY	0	0	0	0
11	PHERZAWAL	0	0	0	0
12	SENAPATI	17	29.16	18	27.03
13	TAMENGLONG	0	0	0	0
14	TENGNUPAL	0	0	3	2.46
15	THOUBAL	17	74.45	16	44.7
16	UKHRUL	2	1.34	0	0
Grand	Total	129	555	133	349.32

Bankwise POSITION OF NPA UNDER GOVT. SPONSORED SCHEMES Report of Manipur in the FY-2020-2021 as on date 30-09-2020																							
Amount in Lakhs																							
SI No.	Bank Name	NRLM OS		NRLM Irregular		NRLM NPA		NULM OS		NULM NPA		PMEGP OS		PMEGP NPA		SHG OS		SHG NPA		SUI OS		SUI NPA	
		No	Amt	No	Amt	No	Amt	No	Amt	No	Amt	No	Amt	No	Amt	No	Amt	No	Amt	No	Amt	No	Amt
1	BOB	48	50.77	16	0.21	0	0	0	0	0	0	103	411.77	5	25.15	80	64.43	1	0.71	54	439.01	0	0
2	BOI	0	0	0	0	0	0	0	0	0	0	258	647.28	46	57.68	33	12.21	0	0	22	144.01	0	0
3	BOM	0	0	0	0	0	0	0	0	0	0	15	43.62	2	6.74	0	0	0	0	2	13.09	0	0
4	CAN	6	3.58	0	0	0	0	2	1.85	1	0.85	244	738.11	92	228.1	7	6.49	0	0	5	48.85	0	0
5	CBI	0	0	0	0	0	0	1	0.15	0	0	413	1307.03	210	576.89	23	23.85	13	17.08	2	22.3	0	0
6	IND	1	2.04	0	0	0	0	4	4.26	3	2.92	174	522.61	44	61.41	0	0	0	0	9	188.95	0	0
7	IOB	0	0	0	0	0	0	0	0	0	0	83	202.59	26	31.87	18	11.85	0	0	0	0	0	0
8	PNB	0	0	0	0	0	0	0	0	0	0	1446	2586.24	541	968.16	330	120.11	241	56.61	10	115.41	0	0
9	PSB	0	0	0	0	0	0	0	0	0	0	304	1115.87	111	320.55	0	0	0	0	20	121.26	0	0
10	SBI	3	2.8	2	0.09	0	0	0	0	0	0	1282	2383.08	518	937.28	90	247.07	0	0	61	751.47	0	0
11	UCO	0	0	0	0	0	0	0	0	0	0	729	1321.7	383	946.32	78	71.79	0	0	1	27.05	1	27.05
12	UNI	0	0	0	0	0	0	0	0	0	0	0	0	0	0	0	0	0	0	1	64.24	0	0
Public	Total	58	59.19	18	0.3	0	0	7	6.26	4	3.77	5051	9001.08	1978	4160.15	657	424.68	255	74.4	187	1935.64	1	27.05
1	AXIS	0	0	0	0	0	0	0	0	0	0	40	43.55	0	0	0	0	0	0	0	0	0	0
2	BANDHAN	0	0	0	0	0	0	0	0	0	0	0	0	0	0	0	0	0	0	0	0	0	0
3	HDFC	0	0	0	0	0	0	0	0	0	0	6	1.52	1	0.11	0	0	0	0	13	114.7	1	7.22
4	ICICI	0	0	0	0	0	0	0	0	0	0	1	1.39	0	0	0	0	0	0	0	0	0	0
5	IDBI	1	9.43	0	0	0	0	0	0	0	0	59	135.05	0	0	0	0	0	0	7	46.59	0	0
6	INDUS	0	0	0	0	0	0	0	0	0	0	0	0	0	0	0	0	0	0	0	0	0	0
7	NESFB	0	0	0	0	0	0	0	0	0	0	0	0	0	0	0	0	0	0	0	0	0	0
8	YES	0	0	0	0	0	0	0	0	0	0	0	0	0	0	0	0	0	0	0	0	0	0
Private	Total	1	9.43	0	0	0	0	0	0	0	0	106	181.51	1	0.11	0	0	0	0	20	161.29	1	7.22
1	MRB	769	524.73	0	0	42	13.8	147	97.22	10	1.77	0	0	0	0	1022	801.81	269	142.57	34	477.15	5	62.42
RRB	Total	769	524.73	0	0	42	13.8	147	97.22	10	1.77	0	0	0	0	1022	801.81	269	142.57	34	477.15	5	62.42
1	MSCB	57	37.16	11	0.77	2	0.5	0	0	0	0	0	0	0	0	276	175	6	3.34	0	0	0	0
Grand	Total	885	630.51	29	1.07	44	14.3	154	103.48	14	5.54	5157	9182.59	1979	4160.26	1955	1401.49	530	220.31	241	2574.08	7	96.69

District wise POSITION OF NPA UNDER GOVT. SPONSORED SCHEMES report of Manipur in the FY2020-2021 as on date 30-09-2020

(Amount in Rs.Lakhs)

Sl No.	District Name	NRLM OS NO	NRLM OS AMT	NRLM Irregular A/C No	NRLM Irregular A/C Amt	NRLM NPA NO	NRLM NPA AMT	NULM OS NO	NULM OS AMT	NULM NPA NO	NULM NPA AMT	PMEGP OS NO	PMEGP OS AMT	PMEGP NPA NO	PMEGP NPA AMT	SHG OS NO	SHG OS AMT	SHG NPA NO	SHG NPA AMT	SUI OS NO	SUI OS AMT	SUI NPA NO	SUI NPA AMT
1	BISHNUPUR	34	6.68	0	0	11	2.23	31	5.91	9	1.62	413	724.4	241	466.25	322	211.24	52	20.48	1	24.61	0	0
2	CHANDEL	1	0.07	1	0.07	0	0	0	0	0	0	72	81.42	20	29	6	0.86	0	0	0	0	0	0
3	CHURACHANDPUR	1	0.02	1	0.02	0	0	1	0.15	0	0	302	584.64	123	173.54	171	43.83	156	37.01	21	245.3	0	0
4	IMPHALEAST	495	336.45	23	0.92	19	7.68	13	8.08	1	0.15	831	2688.86	295	863.13	363	324.67	34	31.9	38	366.5	1	14
5	IMPHALWEST	65	56.37	0	0	7	2.24	56	42.14	4	3.77	855	2610.47	398	1059.39	373	265.38	80	66.76	120	1329	4	66.21
6	JIRIBAM	0	0	0	0	0	0	0	0	0	0	35	56.81	6	15.21	0	0	0	0	0	0	0	0
7	KAKCHING	0	0	0	0	0	0	0	0	0	0	178	287.59	50	105.3	55	33.93	21	8.35	9	145.1	2	16.48
8	KAMJONG	0	0	0	0	0	0	0	0	0	0	0	0	0	0	0	0	0	0	0	0	0	0
9	KANGPOKPI	0	0	0	0	0	0	0	0	0	0	62	223.88	1	3.65	19	11.89	0	0	5	5.77	0	0
10	NONEY	1	1.19	0	0	0	0	0	0	0	0	0	0	0	0	86	72.13	30	13.85	1	21.37	0	0
11	PHERZAWAL	0	0	0	0	0	0	0	0	0	0	0	0	0	0	0	0	0	0	0	0	0	0
12	SENAPATI	0	0	0	0	0	0	0	0	0	0	220	379.81	43	65.78	54	60.41	0	0	28	296.9	0	0
13	TAMENGLONG	0	0	0	0	0	0	0	0	0	0	216	281.44	96	115.84	1	2.91	0	0	0	0	0	0
14	TENGOUPAL	114	88.51	4	0.06	0	0	1	0.57	0	0	42	43.51	11	12.45	46	76.88	1	0.31	2	31.74	0	0
15	THOUBAL	174	141.22	0	0	7	2.15	52	46.63	0	0	442	828.25	106	195.24	373	266.2	92	32.12	15	74.2	0	0
16	UKHRUL	0	0	0	0	0	0	0	0	0	0	274	391.51	71	118.2	86	31.16	64	9.53	1	33.71	0	0
Grand	Total	885	630.51	29	1.07	44	14.3	154	103.48	14	5.54	3942	9182.59	1461	3222.98	1955	1401.5	530	220.31	241	2574	7	96.69

Bankwise Progress under EDUCATION LOAN Report of Manipur in the FY-2020-2021 as on date 30-09-2020

(Rs. In Lakhs)

SI No.	Bank Name	Sanctioned No	of which girl student Sanctioned No	Sanctioned Amt	of which girl student Sanctioned Amt	Disb. Number	of which girl student Disb No	Disb. Amt	of which girl student Disb Amt	OS No	of which girl student OS No	OS amt	of which girl student OS Amt
1	BOB	3	3	68	68	14	8	59.06	51.14	79	39	286.56	174.57
2	BOI	0	0	0	0	0	0	0	0	19	7	58.58	27.77
3	BOM	1	1	5	5	1	1	3.07	3.07	16	12	86.26	60.48
4	CAN	1	0	0	0	0	0	0	0	74	29	216.79	92.31
5	CBI	0	0	0	0	0	0	0	0	44	0	167.55	0
6	IND	1	0	2	0	0	0	0	0	19	8	90.62	36.25
7	IOB	0	0	0	0	6	5	16.11	14.7	0	0	0	0
8	PNB	0	0	0	0	0	0	0	0	163	1143	726.26	375.62
9	PSB	0	0	0	0	0	0	0	0	19	6	125.69	20.89
10	SBI	11	6	69.24	45.38	82	41	405.75	202.05	340	160	1542.82	734.08
11	UCO	0	0	0	0	0	0	0	0	30	14	146.89	65.67
12	UNI	0	0	0	0	0	0	0	0	3	2	18.45	16.52
Public	Total	17	10	144.24	118.38	103	55	483.99	270.96	806	1420	3466.47	1604.16
1	AXIS	0	0	0	0	0	0	0	0	0	0	0	0
2	BANDHAN	0	0	0	0	0	0	0	0	0	0	0	0
3	HDFC	0	0	0	0	0	0	0	0	4	1	3.95	0.7
4	ICICI	0	0	0	0	0	0	0	0	0	0	0	0
5	INDUS	0	0	0	0	0	0	0	0	0	0	0	0
6	NESFB	0	0	0	0	0	0	0	0	0	0	0	0
7	YES	0	0	0	0	0	0	0	0	0	0	0	0
Private	Total	0	0	0	0	0	0	0	0	4	1	3.95	0.7
1	MRB	1	1	7.5	7.5	1	1	1.92	1.92	4	3	14.38	6.27
RRB	Total	1	1	7.5	7.5	1	1	1.92	1.92	4	3	14.38	6.27
1	MSCB	0	0	0	0	0	0	0	0	11	11	5.69	5.69
Grand	Total	18	11	151.74	125.88	104	56	485.91	272.88	825	1435	3490.49	1616.82

District wise EDUCATION LOAN report of Manipur in the FY2020-2021 as on date 30-09-2020													
(Amount in Rs.Lakhs)													
SI No.	District Name	Sanctioned No	of which girl student Sanctioned No	Sanctioned Amt	of which girl student Sanctioned Amt	Disb. Number	of which girl student Disb No	Disb. Amt	of which girl student Disb Amt	OS No	of which girl student OS No	OS amt	of which girl student OS Amt
1	BISHNUPUR	0	0	0	0	3	1	14	1.87	22	1073	82.83	25.65
2	CHANDEL	0	0	0	0	1	1	1.14	1.14	10	7	22.81	17.48
3	CHURACHANDPUR	0	0	0	0	1	0	3	0	45	18	96.64	34.41
4	IMPHALEAST	2	1	26.95	7.5	21	9	116.75	38.2	177	75	786.59	343.94
5	IMPHALWEST	9	6	58.15	54.65	55	31	229.2	144.66	449	203	2076.95	975.58
6	JIRIBAM	0	0	0	0	0	0	0	0	1	1	0.55	0.55
7	KAKCHING	2	0	2.41	0	3	0	3.98	0	16	6	34.7	10.02
8	KAMJONG	0	0	0	0	0	0	0	0	0	0	0	0
9	KANGPOKPI	1	1	42	42	2	2	22.07	22.07	3	2	23.29	22.07
10	NONEY	1	1	7.14	7.14	1	1	7.14	7.14	1	1	7.14	7.14
11	PHERZAWAL	0	0	0	0	0	0	0	0	0	0	0	0
12	SENAPATI	2	1	1.12	0.61	15	9	65.05	34.22	68	38	260.45	134.66
13	TAMENGLONG	0	0	0	0	0	0	0	0	5	3	10.09	3.97
14	TENGNUPAL	0	0	0	0	0	0	0	0	2	0	4.49	0
15	THOUBAL	1	1	13.97	13.98	2	2	23.58	23.58	20	5	67.72	33.68
16	UKHRUL	0	0	0	0	0	0	0	0	6	3	16.24	7.67
Grand	Total	18	11	151.74	125.88	104	56	485.91	272.88	825	1435	3490.49	1616.82

Bankwise Financing under Overall, Rural & PMAY housing Report of Manipur in the FY-2020-2021 as on date 30-09-2020													
(Amount in Rs.Lakhs)													
Sl No.	Bank Name	Housing Loan (PS) O/S No	Housing Loan (PS) O/S Amount	Housing Loan (NPS) O/S No	Housing Loan (NPS) O/S Amount	Rural Housing Loan O/S No	Rural Housing Loan O/S Amount	Housing Loan Eligible under PMAY O/S No	Housing Loan Eligible under PMAY O/S Amount	Current Year Disbursed under PMAY No	Current Year Disbursed under PMAY Amount	PMAY O/S No	PMAY O/S Amount
1	BOB	400	5572.67	51	740.8	0	0	5	30	3	16	5	30
2	BOI	204	2686.84	91	2056.87	51	851.37	0	0	0	0	0	0
3	BOM	17	250.53	31	841.34	5	63.25	13	319.2	1	7	0	0
4	CAN	0	0	0	0	0	0	0	0	0	0	0	0
5	CBI	89	635.76	1	120.69	0	0	0	0	0	0	0	0
6	IND	163	1375.42	56	1828.67	32	752.36	0	0	0	0	0	0
7	IOB	29	683.52	0	1143.19	0	0	0	19.31	0	0	0	0
8	PNB	1553	15871.89	166	3446.24	21	230.31	962	9865.16	4	30.5	962	9865.16
9	PSB	152	1406.05	12	180.22	0	0	0	0	0	0	0	0
10	SBI	1439	16535.33	1925	42753.79	871	16648.75	4	126.34	4	55.38	8	112.56
11	UCO	417	3959.32	99	2419.08	0	0	0	0	0	0	1	3.76
12	UNI	4	48.2	10	214.41	0	0	0	0	0	0	0	0
Public	Total	4467	49025.53	2442	55745.3	980	18546.04	984	10360.01	12	108.88	976	10011.48
1	AXIS	0	0	0	0	0	0	0	0	0	0	0	0
2	BANDHAN	0	0	0	0	0	0	0	0	0	0	0	0
3	HDFC	270	336.99	0	0	50	59.31	0	0	0	0	0	0
4	ICICI	0	0	0	0	0	0	0	0	0	0	0	0
5	INDUS	0	0	0	0	0	0	0	0	0	0	0	0
6	NESFB	0	0	0	0	0	0	0	0	0	0	0	0
7	YES	0	0	0	0	0	0	0	0	0	0	0	0
Private	Total	270	336.99	0	0	50	59.31	0	0	0	0	0	0
1	MRB	111	944.95	43	460.08	5	76.9	3	21.25	0	0	3	21.25
RRB	Total	111	944.95	43	460.08	5	76.9	3	21.25	0	0	3	21.25
1	MSCB	81	837.69	0	0	0	0	0	0	0	0	0	0
Grand	Total	4929	51145.16	2485	56205.38	1035	18682.25	987	10381.26	12	108.88	979	10032.73

District wise Financing under Overall, Rural & PMAY housing report of Manipur in the FY2020-2021 as on date 30-09-2020

(Amount in Rs.Lakhs)

Sl No.	District Name	Housing Loan (PS) O/S No	Housing Loan (PS) O/S Amount	Housing Loan (NPS) O/S No	Housing Loan (NPS) O/S Amount	Rural Housing Loan O/S No	Rural Housing Loan O/S Amount	Housing Loan Eligible under PMAY O/S No	Housing Loan Eligible under PMAY O/S Amount	Current Year Disbursed under PMAY No	Current Year Disbursed under PMAY Amount	PMAY O/S No	PMAY O/S Amount
1	BISHNUPUR	302	3223.18	117	2478.39	2	21	15	196	0	0	15	196
2	CHANDEL	55	536.32	43	900.37	72	1183.01	0	0	0	0	0	0
3	CHURACHANDPUR	426	4223.27	269	6491.69	129	1875.97	67	684.31	2	23.41	67	666.41
4	IMPHALEAST	821	8229.01	335	7852.42	331	6271.13	101	1144.25	0	0	101	1144.25
5	IMPHALWEST	2612	26629.1	1211	26754.31	61	1189.75	673	6988.23	9	69.97	664	6673.15
6	JIRIBAM	0	0	1	3.25	0	0	1	3.25	0	0	1	3.25
7	KAKCHING	202	1725.81	117	2759.96	15	156.76	46	413	1	15.5	47	416.76
8	KAMJONG	0	0	0	0	0	0	0	0	0	0	0	0
9	KANGPOKPI	33	370.62	19	607.04	146	2663.29	0	0	0	0	0	0
10	NONEY	0	0	1	21.37	1	21.37	0	0	0	0	0	0
11	PHERZAWAL	0	0	0	0	0	0	0	0	0	0	0	0
12	SENAPATI	131	1735.48	223	5006.25	227	4372.83	1	13.31	0	0	1	13.31
13	TAMENGLONG	2	38.14	2	36.18	0	0	4	74.32	0	0	4	74.32
14	TENGNUPAL	47	620.69	29	718.81	50	905.94	12	147.25	0	0	12	147.25
15	THOUBAL	287	3731.34	114	2502.78	1	21.2	65	672.31	0	0	65	653
16	UKHRUL	11	82.2	4	72.56	0	0	2	45.03	0	0	2	45.03
Grand	Total	4929	51145.16	2485	56205.38	1035	18682.25	987	10381.26	12	108.88	979	10032.73

Bankwise Priority Sector LOAN TO WEAKER Report of Manipur in the FY-2020-2021 as on date 30-09-2020

(Amount In Lakhs)

Sl No.	Bank Name	Small and Marginal Farmers No	Small and Marginal Farmers Amt	Scheduled Castes No	Scheduled Castes Amt	Scheduled Tribes No	Scheduled Tribes Amt	DRI scheme No	DRI scheme Amt	Self Help Groups No	Self Help Groups Amt	women beneficiaries No	women beneficiaries Amt	Minority communities No	Minority communities Amt	PMJDY No	PMJDY Amt	Others No	Others Amt
1	BOB	268	400.96	153	603.9	1182	3446.1	6	5.89	80	64.43	983	1173.03	1209	3657.1	6	0.06	101	529.86
2	BOI	508	244.35	0	0	194	567.68	0	0	33	24.43	350	700	200	540.81	240	3.14	0	0
3	BOM	0	0	6	31.97	29	202.11	0	0	0	0	0	0	10	404.04	309	4.63	0	0
4	CAN	200	143.09	28	129.45	804	2720.8	28	3.42	6	3.58	432	162.46	304	1123.6	3	0.01	283	845.63
5	CBI	531	1138.07	14	35.85	4	8.11	23	42.72	149	139.93	97	29.99	20	57.88	0	0	23	59.03
6	IND	308	215.02	49	54.64	188	161.66	1	0.1	100	69	105	72.58	72	50.49	0	0	0	0
7	IOB	0	0	0	0	324	1535.5	0	0	18	11.84	0	0	0	0	0	0	0	0
8	PNB	8193	10624	2559	5267	9149	13714	0	0	333	114.4	2948	3751	17076	26385	0	0	3063	4997
9	PSB	89	109.36	0	0	2	3.07	0	0	0	0	0	0	3	3.07	0	0	472	1471.97
10	SBI	2865	2660.73	499	1213.2	70	121.52	0	0	62	44.35	2938	1207.9	4490	10744	0	0	315	202.19
11	UCO	1293	1184.15	189	165.14	2682	4759.4	1	0.24	78	71.79	1378	1350.63	2668	4744.2	687	10.75	0	0
12	UNI	9	7.35	7	37.77	64	460.29	0	0	0	0	24	8.41	73	528.95	4	0.01	0	0
Public	Total	14264	16727.1	3504	7538.9	14692	27700	59	52.37	859	543.75	9255	8456	26125	48239	1249	18.6	4257	8105.68
1	AXIS	1944	2872.76	10	16.29	21	18.85	0	0	0	0	0	0	0	0	0	0	0	0
2	BANDHAN	0	0	1143	497.04	288	124.13	0	0	0	0	7201	2815.07	0	0	0	0	6956	2501.17
3	HDFC	400	612.17	5	26.79	82	283.82	0	0	0	0	9022	2039.87	119	601.55	0	0	0	0
4	ICICI	0	0	583	880.97	171	566.92	0	0	0	0	0	0	0	0	0	0	0	0
5	IDBI	108	185.61	0	0	2	17.14	0	0	0	0	14	6.15	370	1554.2	0	0	38	102.12
6	INDUS	1	1.24	0	0	2	4.63	0	0	0	0	10	120.68	13	102.33	0	0	1	1.24
7	NESFB	0	0	0	0	0	0	0	0	0	0	0	0	0	0	0	0	7455	1213.78
8	YES	0	0	0	0	0	0	0	0	0	0	0	0	1	60	0	0	0	0
Private	Total	2453	3671.78	1741	1421.1	566	1015.5	0	0	0	0	16247	4981.77	503	2318.1	0	0	14450	3818.31
1	MRB	13689	6712.59	257	138.41	1029	613.58	0	0	1022	801.81	12143	5861.69	3902	2233	0	0	0	0
RRB	Total	13689	6712.59	257	138.41	1029	613.58	0	0	1022	801.81	12143	5861.69	3902	2233	0	0	0	0
1	MSCB	2188	3136.86	296	219.45	1467	1249.7	0	0	586	472.8	364	226.35	92	56.21	55	19.04	220	65.44
Grand	Total	32594	30248.3	5798	9317.8	17754	30579	59	52.37	2467	1818.36	38009	19525.8	30622	52846	1304	37.64	18927	11989.43

District wise Priority Sector LOAN TO WEAKER report of Manipur in the FY2020-2021 as on date 30-09-2020

(Amount in Rs.Lakhs)

Sl No.	District Name	Small and Marginal Farmers No	Small and Marginal Farmers Amt	Scheduled Castes No	Scheduled Castes Amt	Scheduled Tribes No	Scheduled Tribes Amt	DRI scheme No	DRI scheme Amt	Self Help Groups No	Self Help Groups Amt	women beneficiaries No	women beneficiaries Amt	Minority communities No	Minority communities Amt	PMJDY No	PMJDY Amt	Others No	Others Amt
1	BISHNUPUR	5434	2861.59	213	248.12	188	463.38	7	16.04	462	342.46	3559	1315.88	675	611.57	490	21.64	43	36.33
2	CHANDEL	120	87.03	3	1.27	375	523.01	0	0	6	0.86	113	119.32	667	1127.21	11	0.5	45	36.75
3	CHURACHANDPUR	1866	1270.39	18	25.74	3570	6536.81	0	0	174	45.6	1320	583.5	4713	9803.77	4	0.03	253	375.27
4	IMPHALEAST	5110	3578.09	172	384.59	630	1199.66	7	10.91	352	321.3	8782	4593.04	2342	2491.87	56	1.42	3020	1708.51
5	IMPHALWEST	10434	13318	2335	3684.8	5315	9203.85	11	6.52	380	279.56	12569	6727.12	9626	19755.62	477	10.58	11673	5750.51
6	JIRIBAM	75	1023	642	330.65	613	802.93	0	0	0	0	2712	1129.08	159	301	0	0	2723	2255.92
7	KAKCHING	1224	1624.35	1613	3447.1	167	376.07	0	0	171	111.42	1040	962.26	685	1429.2	49	0.51	161	259.97
8	KAMJONG	0	0	0	0	0	0	0	0	0	0	51	15.58	112	99.83	0	0	18	5.7
9	KANGPOKPI	332	197.56	61	149.8	624	1314	0	0	111	75.83	172	150.19	446	824.81	0	0	14	18.8
10	NONEY	430	273.57	0	0	413	265.18	0	0	86	72.13	379	265.55	782	615.2	0	0	0	0
11	PHERZAWAL	3	1.38	0	0	0	0	0	0	0	0	2	0.79	11	9.9	0	0	0	0
12	SENAPATI	1867	1468.25	69	138.33	1339	2250.05	11	15.95	170	169.43	1200	762.16	3519	6517.08	9	0.07	177	276.16
13	TAMENGLONG	299	244.47	56	90	1519	2578.98	23	2.95	7	6	364	289.75	1342	2544.77	0	0	155	356.6
14	TENGNUPAL	396	318.66	57	116.36	680	898.38	0	0	27	18.24	452	247.53	1038	1268.79	15	0.3	157	69.6
15	THOUBAL	4344	3299.95	503	616.09	211	399	0	0	384	329.52	4848	2020.87	2274	1715.61	181	2.09	388	710.3
16	UKHRUL	660	682	56	85	2110	3767.65	0	0	137	46.01	446	343.19	2231	3729.72	12	0.5	100	129.01
Grand	Total	32594	30248.3	5798	9317.8	17754	30578.95	59	52.37	2467	1818.4	38009	19525.8	30622	52845.95	1304	37.64	18927	11989.4

Bankwise Progress under Loans Disbursement to SC ST Report of Manipur									
(Rs. In Lakhs)									
Sl No.	Bank Name	SC Disb No	SC Disb Amt	SC O/S No	SC O/S Amt	ST Disb No	ST Disb Amt	ST O/S No	ST O/S Amt
1	BOB	15	58.62	153	603.9	83	219.55	1182	3446.11
2	BOI	0	0	1	32	34	66.46	194	567.68
3	BOM	0	0	6	30	1	14.03	29	202.11
4	CAN	7	29.97	53	156.69	143	208.81	1244	3546.22
5	CBI	9	39.14	22	57.45	196	88.81	480	707
6	IND	23	16.79	345	203.85	49	88.13	737	942.57
7	IOB	0	0	9	172.63	26	79.28	321	1515.62
8	PNB	277	173.5	1569	3305	224	365.6	7289	12304
9	PSB	0	0	10	30.83	13	31.48	148	781.84
10	SBI	634	977.54	1402	4830.62	202	556.55	594	2470.18
11	UCO	31	38.07	186	158.64	600	222.71	2655	4693.9
12	UNI	0	0	7	37.77	5	22.56	64	460.29
Public	Total	996	1333.63	3763	9619.38	1576	1963.97	14937	31637.52
1	AXIS	3	2.89	10	16.29	1	0	21	18.85
2	BANDHAN	673	291.54	4027	1492.86	121	51.82	807	267.64
3	HDFC	2	6.87	5	26.79	3	8.04	82	283.82
4	ICICI	249	462.59	583	880.97	53	184.24	171	566.92
5	IDBI	3	0	131	59.6	65	0	1392	2551.88
6	INDUS	0	0	0	0	1	20	2	4.63
7	NESFB	0	0	1	0.11	0	0	70	10.95
8	YES	0	0	0	0	0	0	0	0
Private	Total	930	763.89	4757	2476.62	244	264.1	2545	3704.69
1	MRB	57	24.02	424	273.96	621	311.59	1848	1277.43
RRB	Total	57	24.02	424	273.96	621	311.59	1848	1277.43
1	MSCB	73	62.74	296	219.45	229	153.1	1458	1204.36
Grand	Total	2056	2184.28	9240	12589.4	2670	2692.76	20788	37824

**District wise Loans Disbursement to SC ST report of Manipur in the FY2020-2021 as on
date 30-09-2020**

(Amount in Rs.Lakhs)

SI No.	District Name	SC Disb No	SC Disb Amt	SC O/S No	SC O/S Amt	ST Disb No	ST Disb Amt	ST O/S No	ST O/S Amt
1	BISHNUPUR	71	56.82	263	317.98	41	40.68	243	330.76
2	CHANDEL	2	0.9	7	23.47	26	18.05	380	550.27
3	CHURACHANDPUR	13	27.2	60	130.68	813	417.1	4580	9927.12
4	IMPHALEAST	56	134.22	194	430.03	117	399.2	1000	2717.25
5	IMPHALWEST	241	489.05	1104	2747.09	279	612.51	5686	10389.36
6	JIRIBAM	136	53.15	788	289.59	106	50.62	749	471.78
7	KAKCHING	837	408.37	5035	3984.86	30	38.26	559	634.28
8	KAMJONG	0	0	0	0	0	0	0	0
9	KANGPOKPI	16	52.83	76	173.75	211	216.01	674	1588.42
10	NONEY	5	4.78	18	60.39	169	136.05	744	564.71
11	PHERZAWAL	7	2.3	18	76.63	14	30.55	35	126.42
12	SENAPATI	12	41.89	44	174.53	406	250.4	1723	2785.54
13	TAMENGLONG	6	22	37	75.96	83	119.84	1522	2872.2
14	TENGNUPAL	7	14	57	113.66	120	119.1	802	921.95
15	THOUBAL	644	875.27	1534	3978.63	49	87.01	359	960.65
16	UKHRUL	3	1.5	5	12.16	206	157.38	1732	2983.29
Grand	Total	2056	2184.28	9240	12589.41	2670	2692.76	20788	37824

Bankwise Progress under finance to WOMEN-OUTSTANDING and DISBURSEMENT Report of Manipur in the FY-2020-2021 as on date 30-09-2020						District wise Finance to WOMEN-OUTSTANDING and DISBURSEMENT report of Manipur in the FY2020-2021 as on date 30-09-2020					
(Rs. In Lakhs)						(Amount in Rs.Lakhs)					
SI No.	Bank Name	OS No	OS Amt	Disb No	Disb Amt	SI No.	District Name	OS No	OS Amt	Disb No	Disb Amt
1	BOB	2429	6325.8	690	1475.07	1	BISHNUPUR	9265	7839.89	1571	873.1
2	BOI	723	2042.21	149	224.9	2	CHANDEL	1078	3345.88	290	471.15
3	BOM	141	878.91	70	238.16	3	CHURACHANDPUR	4001	7435.69	780	909.77
4	CAN	1248	2180.93	222	183.36	4	IMPHALEAST	23597	26158.82	3659	4150.97
5	CBI	1227	1910.24	33	10.81	5	IMPHALWEST	43918	82298.76	7161	11465.08
6	IND	940	16502.98	182	313.86	6	JIRIBAM	5094	2277.9	766	325.95
7	IOB	332	1002.19	22	59.75	7	KAKCHING	5830	4343.51	1215	664.16
8	PNB	12610	16295	219	457.5	8	KAMJONG	81	82.85	27	12.81
9	PSB	547	2259.25	109	41.52	9	KANGPOKPI	682	1323.67	171	298.7
10	SBI	17824	57388.47	6211	10002.44	10	NONEY	491	399.33	106	95.81
11	UCO	3160	5786.83	766	87.37	11	PHERZAWAL	4	3.32	3	0.46
12	UNI	89	312.18	11	40.85	12	SENAPATI	3637	8958.93	1107	1190.7
Public	Total	41270	112885	8684	13135.59	13	TAMENGLONG	480	565.47	45	50.8
1	AXIS	623	167.84	8	2.5	14	TENGNOUNPAL	972	1527.46	208	359.92
2	BANDHAN	25027	8308.88	5249	1995.92	15	THOUBAL	12071	8883.52	1728	1431.86
3	HDFC	14283	11611.1	1119	2539.11	16	UKHRUL	977	1948.36	159	262.81
4	ICICI	4799	10467.87	2029	3515.53	Grand	Total	112178	157393.4	18996	22564.05
5	IDBI	858	1224.77	65	76.57						
6	INDUS	10	120.68	2	50						
7	NESFB	7568	1307.84	106	80.6						
8	YES	1	55	1	60						
Private	Total	53169	33263.98	8579	8320.23						
1	MRB	14277	8821.06	1312	817.94						
RRB	Total	14277	8821.06	1312	817.94						
1	MSCB	3462	2423.33	421	290.29						
Grand	Total	112178	157393.4	18996	22564.05						

Bankwise Progress under Loans disbursement to MINORITY COMMUNITIES Report of Manipur in the FY-2020-2021 as on date 30-09-2020													
(Rs. In Lakhs)													
Sl No.	Bank Name	CHRISTIANS No.	CHRISTIANS Amt	MUSLIMS No	MUSLIMS Amt.	BUDDHISTS No	BUDDHISTS Amt.	SIKHS No.	SIKHS Amt.	ZORASTRIANS No.	ZORASTRIANS Amt.	JAINS No.	JAINS Amt.
1	BOB	29	84.11	2	8	0	0	0	0	0	0	0	0
2	BOI	34	55.59	14	12.55	0	0	0	0	0	0	0	0
3	BOM	9	20.18	4	31.89	0	0	0	0	0	0	2	328.57
4	CAN	172	266.39	6	12.51	0	0	4	1.22	0	0	0	0
5	CBI	10	4.43	0	0	0	0	0	0	0	0	0	0
6	IND	82	91.48	2	2.5	0	0	0	0	0	0	0	0
7	IOB	49	147.51	4	32.55	0	0	0	0	0	0	2	37.45
8	PNB	543	514.3	80	142	0	0	0	0	0	0	0	0
9	PSB	27	58.1	0	0	0	0	0	0	0	0	0	0
10	SBI	23508	15708.47	3377	2755.95	23	44.2	29	56.88	3	10.45	2	24.23
11	UCO	406	214.45	12	26.43	0	0	0	0	0	0	0	0
12	UNI	6	22.75	3	2.6	0	0	0	0	0	0	0	0
Public	Total	24875	17187.76	3504	3026.98	23	44.2	33	58.1	3	10.45	6	390.25
1	AXIS	1	1.5	5	11.85	0	0	3	4.66	0	0	0	0
2	BANDHAN	105	46.82	237	95.15	0	0	0	0	0	0	0	0
3	HDFC	11	22.04	6	18.01	2	3.13	1	18.61	0	0	0	0
4	ICICI	53	221.79	53	82.28	0	0	2	4	0	0	0	0
5	IDBI	70	187.69	2	0.41	0	0	0	0	0	0	0	0
6	INDUS	0	0	2	2.32	0	0	0	0	0	0	0	0
7	NESFB	1	0.35	0	0	0	0	0	0	0	0	0	0
8	YES	0	0	0	0	0	0	0	0	0	0	1	60
Private	Total	241	480.19	305	210.02	2	3.13	6	27.27	0	0	1	60
1	MRB	1847	1279.38	2055	953.7	0	0	0	0	0	0	0	0
RRB	Total	1847	1279.38	2055	953.7	0	0	0	0	0	0	0	0
1	MSCB	218	178.19	0	0	0	0	0	0	0	0	0	0
Grand	Total	27181	19125.52	5864	4190.7	25	47.33	39	85.37	3	10.45	7	450.25

District wise Loans Disbursement to MINORITY COMMUNITIES report of Manipur in the FY2020-2021 as on date 30-09-2020													
(Amount in Rs.Lakhs)													
SI No.	District Name	CHRISTIAN S No.	CHRISTIAN S Amt	MUSLIMS No	MUSLIMS Amt.	BUDDHISTS No	BUDDHISTS Amt.	SIKHS No.	SIKHS Amt.	ZORASTRIANS No.	ZORASTRIANS Amt.	JAINS No.	JAINS Amt.
1	BISHNUPUR	294	254.54	487	285.83	4	0.5	3	0	0	0	0	0
2	CHANDEL	2618	1184.55	99	38.02	0	0	0	0	0	0	0	0
3	CHURACHANDPUR	5950	4307.83	120	110.46	2	12	3	18.61	0	0	0	0
4	IMPHALEAST	1948	1900.05	978	752.19	3	10.25	2	1.5	0	0	0	0
5	IMPHALWEST	3436	3583.15	1655	1351.65	5	3.16	18	48.3	0	0	7	450.25
6	JIRIBAM	114	76.97	174	88.93	0	0	0	0	0	0	0	0
7	KAKCHING	139	196.62	155	159.1	0	0	4	8.8	0	0	0	0
8	KAMJONG	207	46.52	9	0.44	1	0	1	0	0	0	0	0
9	KANGPOKPI	1065	675.59	35	31.25	0	0	0	0	0	0	0	0
10	NONEY	955	758.28	4	0	0	0	1	0	0	0	0	0
11	PHERZAWAL	71	100.05	9	20	0	0	0	0	0	0	0	0
12	SENAPATI	7414	3734.3	68	57.84	8	14.42	3	4	1	0	0	0
13	TAMENGLONG	95	117.92	3	8	0	0	0	0	0	0	0	0
14	TENGNOUNPAL	1420	1064.42	122	70.39	2	7	0	0	0	0	0	0
15	THOUBAL	179	199.9	1930	1207.27	0	0	4	4.16	1	10.45	0	0
16	UKHRUL	1276	924.83	16	9.33	0	0	0	0	1	0	0	0
Grand	Total	27181	19125.52	5864	4190.7	25	47.33	39	85.37	3	10.45	7	450.25

Bankwise Progress under PMJDY Report of Manipur in the FY-2020-2021 as on date 30-09-2020										
(Rs. In Lakhs)										
SI No.	Bank Name	Rural No	Urban No	Male No	Female No	No of Zero Balance A/c	Amt Deposits held in the A/c	No of Rupay Card Issued	No of Rupay Card Activated	No of Aadhaar Seeded
1	BOB	10313	7834	7460	10478	756	566.62	17257	11917	15242
2	BOI	2	2	2694	3210	5905	133.42	5825	5825	5590
3	BOM	0	3444	1518	1926	3444	64.32	3444	3444	2931
4	CAN	2784	2409	1971	3222	1002	0	3461	2307	4810
5	CBI	7322	42112	24600	30374	2523	830.72	23106	18305	44085
6	IND	1179	12902	5983	8098	509	69.97	32	223	8752
7	IOB	1	2	10601	8330	18885	205.48	17688	9233	11814
8	PNB	85478	39559	184185	178866	85643	4214.13	204196	162385	94737
9	PSB	4382	5981	5308	5055	20	3727.56	8586	8586	7593
10	SBI	117564	191715	131711	177508	4824	6853.78	353075	258123	170007
11	UCO	30341	22252	24840	27753	52593	1112.61	14622	14622	37518
12	UNI	8776	0	2689	6087	1650	7126	5613	3051	7229
Public	Total	268142	328212	403560	460907	177754	24904.61	656905	498021	410308
1	AXIS	0	0	0	4366	1411	0	7207	7207	1540
2	BANDHAN	0	0	0	0	0	0	0	0	0
3	HDFC	2553	1991	1931	2613	1165	106.89	4544	1901	2189
4	ICICI	988	1372	996	1364	860	34.65	2360	2360	543
5	INDUS	0	0	0	0	556	11.25	1655	1072	841
6	NESFB	0	0	0	0	0	0	0	0	0
7	YES	0	65	23	42	0	1.82	64	52	62
Private	Total	3541	3428	2950	8385	3992		15830	12592	5175
1	MRB	214989	3955	89986	128958	23719	5167.58	158641	158641	218944
RRB	Total	214989	3955	89986	128958	23719	5167.58	158641	158641	218944
1	MSCB	15687	2948	9124	9511	7115	11520	2175	2175	2342
Grand	Total	502359	338543	505620	607761	212580	41592.19	833551	671429	636769

District wise PMJDY report of Manipur in the FY2020-2021 as on date 30-09-2020										
(Amount in Rs.Lakhs)										
Sl No.	District Name	Rural No	Urban No	Male No	Female No	No of Zero Balance A/c	Amt Deposits held in the A/c	No of Rupay Card Issued	No of Rupay Card Activated	No of Aadhaar Seeded
1	BISHNUPUR	112529	27793	71005	83580	25102	5422.12	114077	97522	120293
2	CHANDEL	13010	0	5774	7234	5828	372.16	10482	7680	7793
3	CHURACHANDPUR	46243	30486	41097	48084	15186	3163.3	78238	59518	47094
4	IMPHALEAST	85058	59204	88516	98324	34331	3179.98	105484	86402	108719
5	IMPHALWEST	36490	121791	82502	110075	38790	1141502.56	157787	116357	129089
6	JIRIBAM	19556	0	8536	11253	7446	501	4536	4225	3256
7	KAKCHING	24648	23631	43943	60056	17769	1309.91	72213	61599	43970
8	KAMJONG	1982	0	971	1010	66	70.26	2307	1460	552
9	KANGPOKPI	13780	966	9812	9683	5933	3279.57	16291	12299	9228
10	NONEY	8550	0	4508	4041	279	422.13	8675	7672	6571
11	PHERZAWAL	176	0	94	82	7	10.66	195	125	144
12	SENAPATI	42901	0	20417	23833	8343	1449.83	44788	28810	13349
13	TAMENGLONG	8740	916	17817	15434	11171	893.56	20600	15871	1920
14	TENGNOUNPAL	8405	3735	7187	8596	3813	617.94	14729	10715	10120
15	THOUBAL	65141	50311	72275	94007	22273	2677.97	130721	115144	104289
16	UKHRUL	15150	19710	31166	32469	16243	1804.72	52428	46030	30382
Grand	Total	502359	338543	505620	607761	212580	1166677.67	833551	671429	636769

Bankwise Progress under SOCIAL SECURITY SCHEME Report of Manipur in the FY-2020-2021 as on date 30-09-2020								
(Rs. In Lakhs)								
Sl No.	Bank Name	Enrolment under PMJJBY	eligible cases under PMJJBY	renewals under PMJJBY	Enrolment under PMSBY	eligible cases under PMSBY	renewals under PMSBY	Enrolment under APY
1	BOB	1289	22629	1239	4122	22565	4020	1122
2	BOI	355	355	270	2963	2963	2493	345
3	BOM	190	0	180	375	0	365	91
4	CAN	1292	44458	47814	1357	9620	2519	1016
5	CBI	1065	86692	1015	2846	114460	2778	924
6	IND	288	230	211	1282	1038	922	525
7	IOB	785	6756	979	3154	12552	3154	206
8	PNB	8494	138724	5200	15407	146279	11574	3419
9	PSB	1546	1546	13	9125	9125	61	533
10	SBI	11069	414709	8458	34941	698847	27640	3144
11	UCO	3010	0	3010	5528	0	5528	1053
12	UNI	249	14906	234	415	19883	398	29
Public	Total	29632	731005	68623	81515	1037332	61452	12407
1	AXIS	260	0	0	724	0	0	987
2	BANDHAN	0	0	0	0	0	0	0
3	HDFC	1002	1002	331	1649	1649	668	272
4	ICICI	121	0	109	179	0	178	38
5	INDUS	41	0	0	0	377	0	0
6	NESFB	0	0	0	0	0	0	0
7	YES	1	0	0	6	0	0	1
Private	Total	1425	1002	440	2558	2026	846	1298
1	MRB	5865	5865	3688	25072	25072	23817	1184
RRB	Total	5865	5865	3688	25072	25072	23817	1184
1	MSCB	294	846	217	2746	2327	2296	0
Grand	Total	37216	738718	72968	111891	1066757	88411	14889

District wise SOCIAL SECURITY SCHEME report of Manipur in the FY2020-2021 as on date 30-09-2020								
Sl No.	District Name	Enrolment under PMJJBY	eligible cases under PMJJBY	renewals under PMJJBY	Enrolment under PMSBY	eligible cases under PMSBY	renewals under PMSBY	Enrolment under APY
1	BISHNUPUR	2462	45119	1944	9107	72434	4811	1174
2	CHANDEL	528	12414	502	1444	20906	1347	75
3	CHURACHANDPUR	3221	87167	12727	6712	126994	8876	1367
4	IMPHALEAST	7413	120775	11943	24415	172799	14730	3164
5	IMPHALWEST	10191	214185	22762	33427	311698	27246	4901
6	JIRIBAM	356	14423	200	536	14400	512	243
7	KAKCHING	3451	35386	2262	9978	49058	8972	1071
8	KAMJONG	16	2179	14	193	3679	67	10
9	KANGPOKPI	751	17909	672	1914	30654	1713	372
10	NONEY	326	4169	181	1103	6439	511	119
11	PHERZAWAL	1	463	0	24	690	3	0
12	SENAPATI	1804	69839	1183	5105	103331	4249	568
13	TAMENGLONG	1148	15045	5207	2424	13586	1892	352
14	TENGNOUPAL	2274	18463	561	3049	24970	3535	174
15	THOUBAL	2686	62228	12200	11171	86945	7084	1093
16	UKHRUL	588	18954	610	1289	28174	2863	206
Grand	Total	37216	738718	72968	111891	1066757	88411	14889

Bankwise Progress under AADHAAR Authentication Report of Manipur in the FY-2020-2021 as on date 30-09-2020					District wise AADHAAR Authentication report of Manipur in the FY2020-2021 as on date 30-09-2020				
Sl No.	Bank Name	Number of operative CASA	Number of Aadhaar seeded CASA	Number of Authenticated CASA	Sl No.	District Name	Number of operative CASA	Number of Aadhaar seeded CASA	Number of Authenticated CASA
1	BOB	139072	125786	133595	1	BISHNUPUR	315814	154959	180578
2	BOI	26416	24784	24784	2	CHANDEL	40441	22545	19952
3	BOM	6800	4744	4790	3	CHURACHANDPUR	248431	147023	130532
4	CAN	41221	43678	21415	4	IMPHALEAST	496446	279649	267249
5	CBI	77027	52282	53554	5	IMPHALWEST	835396	463520	502813
6	IND	24051	14244	8105	6	JIRIBAM	70445	21145	24104
7	IOB	128623	28377	27766	7	KAKCHING	162638	79969	88725
8	PNB	596704	273418	265626	8	KAMJONG	4874	1364	1913
9	PSB	19091	9568	9568	9	KANGPOKPI	48134	30852	38335
10	SBI	901947	390632	344901	10	NONEY	27875	12788	12568
11	UCO	175850	147053	147053	11	PHERZAWAL	822	300	524
12	UNI	14591	10281	10281	12	SENAPATI	176786	61728	70160
Public	Total	2151393	1124847	1051438	13	TAMENGLONG	60672	21170	18725
1	AXIS	49664	34126	32745	14	TENGNOUNPAL	67516	31519	32036
2	BANDHAN	76074	135	13515	15	THOUBAL	444556	173152	162327
3	HDFC	28375	13958	13438	16	UKHRUL	102639	53377	57368
4	ICICI	16842	14211	13592	Grand	Total	3103485	1555060	1607909
5	INDUS	0	0	0					
6	NESFB	5867	0	0					
7	YES	1152	848	628					
Private	Total	177974	63278	73918					
1	MRB	657756	275727	275727					
RRB	Total	657756	275727	275727					
1	MSCB	116362	91208	206826					
Grand	Total	3103485	1555060	1607909					

Bankwise Progress under DIGITAL TRANSACTION Report of Manipur in the FY-2020-2021 as on date 30-09-2020													
(Rs. In Lakhs)													
Sl No.	Bank Name	BHIM/UPI A/c	BHIM/UPI Amt.	BHIM Aadhaar A/C	BHIM Aadhaar Amt.	Bharat QR Code A/C	Bharat QR Code Amt.	IMPS A/C	IMPS Amt.	Cards (Debit & Credit) A/C	Cards (Debit & Credit) Amt.	USSD A/C	USSD Amt.
1	BOB	95425	171832043	37410	71513005	0	0	39956	474864034	231064	567782239	2	1020
2	BOI	0	0	0	0	0	0	150	14	3650	190	0	0
3	BOM	19	1	19	1	15	1	4544	2013	7435	2013	0	0
4	CAN	443529	5338.89	20	0.44	0	0	16027	1825.23	23681	453.92	0	0
5	CBI	10886	6110.13	1414	26.52	0	0	5688	2333.85	18033	3179.84	0	0
6	IND	992	185.78	36	16.25	111	4.15	2026	50.4	12428	443.94	0	0
7	IOB	0	0	5	0	0	0	378	168.03	899	238.48	0	0
8	PNB	783	164.03	386	71.9	135	37.26	24751	2137.29	80361	5854	0	0
9	PSB	24	2.92	0	0	16	2.56	8	0.98	0	0	0	0
10	SBI	5448808	131672.6	0	0	0	0	0	0	0	0	0	0
11	UCO	772	0	0	0	0	0	0	0	64229	2463.13	0	0
12	UNI	52453	1099.1	0	0	0	0	3898	365	262	780.02	0	0
Public	Total	6053691	171976617	39290	71513121	277	44.97	97426	474872942	442042	567797855.4	2	1020
1	AXIS	0	0	0	0	0	0	0	0	0	0	0	0
2	BANDHAN	0	0	0	0	0	0	0	0	15052	5.19	0	0
3	HDFC	239942925	11114157	14	0.12	145	12.8	52175894	13028278	241660	5381.61	0	0
4	ICICI	0	0	0	0	0	0	0	0	0	0	0	0
5	INDUS	0	0	0	0	0	0	0	0	0	0	0	0
6	NESFB	0	0	0	0	0	0	0	0	1191	59.78	0	0
7	YES	0	0	0	0	0	0	0	0	0	0	0	0
Private	Total	239942925	11114157	14	0.12	145	12.8	52175894	13028278	257903	5446.58	0	0
1	MRB	285151	4169.49	511333	11074.03	0	0	45411	3402.55	123077	4714.63	0	0
RRB	Total	285151	4169.49	511333	11074.03	0	0	45411	3402.55	123077	4714.63	0	0
1	MSCB	0	0	0	0	0	0	1963	406.64	45710	2699.67	0	0
Grand	Total	246281767	183094944	550637	71524195	422	57.77	52320694	487905029	868732	567810716.3	2	1020

District wise DIGITAL TRANSACTION report of Manipur in the FY2020-2021 as on date 30-09-2020													
(Amount in Rs.Lakhs)													
Sl No.	District Name	BHIM/UPI A/c	BHIM/UPI Amt.	BHIM Aadhaar A/C	BHIM Aadhaar Amt.	Bharat QR Code A/C	Bharat QR Code Amt.	IMPS A/C	IMPS Amt.	Cards (Debit & Credit) A/C	Cards (Debit & Credit) Amt.	USSD A/C	USSD Amt.
1	BISHNUPUR	564758	15787.32	134930	2771.05	0	0	39531	4653.52	55231	4009.6	0	0
2	CHANDEL	159927	3484.32	0	0	0	0	0	0	3935	130.08	0	0
3	CHURACHANDPUR	20742815	1155949.35	2655	83.19	2	0.01	6629932	1816620.8	40131	1506.86	0	0
4	IMPHALEAST	49709854	20897932.95	124905	2847.19	61	5.75	6653281	75193103	153677	41332033.42	2	1020
5	IMPHALWEST	97956794	150718044.7	67283	71513968.4	251	33.96	26833876	365600625	446824	509200987.2	0	0
6	JIRIBAM	56	4	36	3	17	2	786	63	10812	324	0	0
7	KAKCHING	268546	6465.62	62425	1451.64	13	2.4	4382	597.72	24199	1022.74	0	0
8	KAMJONG	22926	544.42	0	0	0	0	0	0	0	0	0	0
9	KANGPOKPI	152233	6407400.27	15	5.02	0	0	3353	39610827	10082	16551598.03	0	0
10	NONEY	56790	1527.3	6430	177.48	0	0	2029	133.23	2851	105.87	0	0
11	PHERZAWAL	2296	43.36	0	0	0	0	0	0	0	0	0	0
12	SENAPATI	22330596	1019046.42	10	1	12	2.48	4332823	1167421	16045	807.44	0	0
13	TAMENGLONG	35824	539.03	23	3	8	2	2219	352.25	1380	227.34	0	0
14	TENGNOUNPAL	142860	367328.92	2249	76.15	2	0.3	2124	2529584.4	9275	714195.43	0	0
15	THOUBAL	53954603	2496735.83	147118	2749.14	53	6.87	7814830	1980706.6	79377	2887.55	0	0
16	UKHRUL	180889	4110.09	2558	58.96	3	2	1528	341.52	14913	880.68	0	0
Grand	Total	246281767	183094943.9	550637	71524195.2	422	57.77	52320694	487905029	868732	567810716.3	2	1020

Status of RSETIs in Manipur as on 30 September 2020

Progress in Rural Self-Employment Training Institute (RSETI): Churachandpur

Sponsoring Bank: State Bank of India

Name of Bank/ F I	State Bank of India	
District	Churachandpur	
Training Programme	Current Financial Year	Cumulative
No. of Training Programme	2	126
No. of Trainee	24	2657
Settlement		
With Bank Finance	0	330
With Self Finance	182	1189
Wage Employment	1	36
Total Settlement	183	1555
Settlement %	-	58.52

Report on conduct of FLCs by Rural Bank Branches for FY 2020 -21			
SL. NO.	BANK	No of Rural Branches	No of FLCs
1	ALB		0
2	AXIS		0
3	BANDHAN		0
4	BOB		0
5	BOI		0
6	BOM		0
7	CAN		0
8	CBI		0
9	HDFC		1
10	ICICI		0
11	IDBI		0
12	IND		0
13	INDUS		0
14	IOB		0
15	MRB		0
16	MSCB		0
17	NESFB		0
18	PNB		0
19	PSB		0
20	SBI		17
21	SYN		0
22	UBI		0
23	UCO		0
24	UNI		0
25	YES		0
Total			18

Opening of Bank branches in Unbanked Blocks in Manipur

As decided in the SLBC, Sub-committee meeting held on 14.02.2013 at the Conference Hall of Manipur Secretariat, the following Banks have been allotted to open their Branches in the unbanked blocks as given below.

Sl. No.	Name of District	Name of Block	Name of Centre	Allotted Bank	Remarks
1	Kangpokpi	Island TD	Island	IOB	Branch opened.
2	Kangpokpi	Saitu Gamphazol	Saitu Gamphazol	PNB	SBI Sapormeina Branch opened.
3	Chandel	Khenjoy TD	Khenjoy	ICICI	Branch opened.
4	Tengnoupal	Machi TD	Machi	BOB	Branch opened.
5	Tengnoupal	Tengnoupal TD	Tengnoupal	MRB	Branch shifted to new premises.
6	Tamenglong	Tamei TD	Tamei	SBI	Branch opened.
7	Noney	Nungba TD	Nungba	MRB	Branch opened.
8	Churachandpur	Lamka South TD	Lamka	MRB	MRB Branch opened.
9	Churachandpur	Samulamlan TD	Samulamlan	PNB	Branch opened.
10	Churachandpur	Lanva TD	Pearsonmun	SBI	SBI Pearsonmun Branch opened.
11	Churachandpur	Saikot TD	Saikot	MSCB	Branch opened.
12	Pherzawl	Thanlon TD	Thanlon	SBI	Branch functional as on 21.09.2017
13	Ukhrol	Chingai TD & Lunchungmaiphei TD	Chingai	BOB(VJ B)	<p>In the SLBC Sub Committee meeting held on 21-10-2020, the representative of BOB informed that as per their survey, the sites are not feasible as they could not meet the security guidelines of the Bank.</p> <p>The bank was advised to take necessary steps so that branches could be opened at the earliest, as these were allocated in 2013 and citing unfeasibility at this point</p>
14	Kamjong	Kasom Khullen TD	Kasom Khullen	PSB	In the SLBC Sub Committee meeting held on 21.10.2020, the Chairman advised PSB bank to open and make the bank functional by January 2021.
15	Kamjong	Phungyar TD	Phungyar	CBI	<p>In the SLBC Sub Committee meeting held on 28-08-2020, the Chief Manager CBI informed that they have received permission from their Higher Authorities for opening of Bank Branch at Phungyar. Accordingly the bank has written to the District Administration asking for clarifications on certain matters so that they could proceed further, and response is awaited.</p> <p>The Bank and District Administration were advised to speed up the process so that</p>
16	Senapati	Willong TD	Willong	BOB (VJB)	<p>In the SLBC Sub Committee meeting held on 21-10-2020, the representative of BOB informed that as per their survey, the sites are not feasible as they could not meet the security guidelines of the Bank.</p> <p>The bank was advised to take necessary steps so that branches could be opened at the earliest, as these were allocated in 2013 and citing unfeasibility at this point is not justified.</p>

Sl. No.	Name of District	Name of Block	Name of Centre	Allotted Bank	Remarks
17	Senapati	Phaibung Khullen TD	Phaibung Khullen	UCO	In the SLBC Sub Committee meeting held on 21-10-2020, the representative of UCO bank apprised that a survey was conducted on 17/12/2019 and the report was submitted to their controlling office, response is awaited. The Chairman advised the bank to pursue the matter with their Controller and open
18	Senapati	Purul TD	Purul	ALB	In the SLBC Sub Committee meeting held on 21-10-2020, the Allahabad Bank was advised to take up the matter with their Controller so that the branch can be opened by February 2020.
19	Senapati	Paomata TD	Paomata	MSCB	In the SLBC Sub Committee meeting held on 21-10-2020, the representative of MSCB informed that the building has not been yet handed over to the bank by District Administration. The bank assured that it will be opened by December 2020
20	Kangpokpi	T. Waichong TD	T. Waichong	PSB	In the SLBC Sub Committee meeting held on 21-10-2020, the Chairman inform the bank representative that the matter will be taken up at a higher level to speed up the process of opening the branch as no progress is seen for one year.
21	Tamenglong	Tousem TD	Tousem	PNB(UBI)	In the SLBC Sub Committee meeting held on 21-10-2020, the bank was advised to speed up the process so that the branch could be functional by December 2020.
22	Noney	Khoupum TD	Khoupum	UCO	In the SLBC Sub Committee meeting held on 21-10-2020, the representative of UCO Bank informed that due to the present pandemic situation, the internal furnishing for opening of the branch has taken more time than expected. The Chairman advised the bank to be opened by December, 2020.
23	Churachandpur	Henglep TD	Henglep (S Khoilian Bazar -site changed)	ICICI	The representative of ICICI bank was not present in the SLBC Sub Committee meeting held on 21.10.2020
24	Churachandpur	Sangaikot TD	Sangaikot	AXIS	In the SLBC Sub Committee meeting held on 21-10-2020, the representative of Axis bank informed that their CSP is operational in the area and they are providing basic banking facilities in the block. The Chairman advised that the branch should be opened by December, 2020.
25	Pherzawl	Vangai Range TD	Vangai Range	HDFC	In the SLBC Sub Committee meeting held on 21-10-2020, the Chairman advised HDFC bank to open the bank by January, 2020.
26	Pherzawl	Tipaimukh TD	Tipaimukh	AXIS	In the SLBC Sub Committee meeting held on 21-10-2020, the representative of Axis bank informed that their CSP is operational in the area and they are providing basic banking facilities in the block. The Chairman advised that the branch should be opened by December, 2020.

Total unbanked blocks identified as on 14.02.2013 : 27
Opened as on 30.09.2020 : 12

Pending as on 30.09.2020

: 15

In the "Review Meeting of Unbanked Blocks and DBT implementation in the State" held on 26-05-2020, 12 new Unbanked Blocks were allotted Banks for opening branches, and in 62th SLBC meeting held on 19th June 2020 Lungtin Block was re-allotted to PNB.

SI No	Name of the District	Name of the Block	Name of Bank
1	Jiribam	Borobekra	MSCB
2	Kangpokpi	Champhai	PNB
3	Kangpokpi	Lhungtin	PNB
4	Kangpokpi	Bungte Chiru	PSB
5	Kangpokpi	Kangchup Geljang	SBI
6	Ukhrul	Jessami	SBI
7	Kamjong	Sahanphung	BOI
8	Tengnoupal	Kangbarol	CANARA
9	Churachandpur	Mualnam	AXIS
10	Churachandpur	Kangvai	ICICI
11	Churachandpur	Sangdong	PNB (e- UBI)
12	Noney	Haochong	HDFC

Allocation of Bank for opening branches at unbanked towns/ULBs in Manipur

Sl.No.	Name of ULBs	District	Population (2011 Census)	Bank to open branch	Opening Status
A. Municipal Councils					
1.	Kakching Khunou Municipal Council	Kakching	11379	Syndicate Bank	No
2.	Sugnu Municipal Council	Kakching	5132	State Bank of India	Yes
3.	Kwakta Municipal Council	Bishnupur	8579	Bank of Maharashtra	No
4.	Shikhong Sekmai Municipal Council	Thoubal	7390	Indusind Bank	No

5.	Lamlai Municipal Council	Imphal East	4601	Yes Bank	MRB Branch Opened on 22.05.2019
B. Nagar Panchayat					
6.	Samurou Nagar Panchayat	Imphal West	16582	Union Bank of India	No
7.	Thongkhong Laxmi Nagar Panchayat	Imphal West	14878	United Bank of India	No
8.	Lilong (IW) Nagar Panchayat	Imphal West	12427	IDBI	No
9.	Andro Nagar Panchayat	Imphal East	8744	Canara Bank	No
10	Lamshang Nagar Panchayat	Imphal West	8130	Allahabad Bank	No
11.	Oinam Nagar Panchayat	Bishnupur	7161	Bank of India	No

Roadmap for opening CBS Enabled Banking Outlet in villages having population more than 5000 without a bank branch of a scheduled commercial bank for the state of Manipur

Sl. No	Name of District	Name of Village with population >5000	Population	Bank Branch (Yes/No)- Name of Bank	Remarks	Allotted to Bank for opening of Branch duly approved in the	No of Brick & Mortar Br. To be opened (Jan-16 to	No of Brick & Mortar Br. To be opened (April-16 to Mar-2017)
1	Senapati	Makhrelui	5,971	Yes	Village located in Senapati town having SBI, HDFC, CBI, UBI, UCO bank br.	N/R		April-16 to Mar-2017
2	Senapati	Tadubi	5,847	Yes	SBI Opened			
3	Senapati	Kalinamei	7,053	No		Bank of Baroda		April-16 to Mar-2017
4	Senapati	Punanamei	6,380	No	UBI CSP	SBI		April-16 to Mar-2017
5	Senapati	Shajouba	7,456	No		UCO		April-16 to Mar-2017
6	Senapati	Laii	5,518	No		Bank of India		April-16 to Mar-2017
7	Senapati	Liyai Khullen	7,153	No		Union Bank		April-16 to Mar-2017
8	Senapati	Tungjoy	5,988	No		Syndicate Bank		April-16 to Mar-2017
9	Senapati	Phuba Khuman	5,526	No		Canara Bank		April-16 to Mar-2017
10	Senapati	Purul Atongba	5,043	No		Bank of Maharashtra		April-16 to Mar-2017
11	Senapati	Purul Akutpa	6,168	No		Punjab National Bank		April-16 to Mar-2017
12	Churachandpur	Tuibong	8,085	Yes	SBI Opened			
13	Churachandpur	Bijang	5,020	No	SBI CSP	UBI		April-16 to Mar-2017

Sl. No	Name of District	Name of Village with population >5000	Population	Bank Branch (Yes/No)- Name of Bank	Remarks	Allotted to Bank for opening of Branch duly approved in the DCC/SLBC	No of Brick & Mortar Br. To be opened (Jan-16 to Mar-16)	No of Brick & Mortar Br. To be opened (April-16 to Mar-2017)
14	Churachandpur	Vengnuam	7,302	No	DCC Churachandpur confirmed that there are no banks within the boundary of the village.	Syndicate Bank		April-16 to Mar-2017
15	Bishnupur	Leimapokpam	8,120	No	MRB CSP	Allahabad Bank		April-16 to Mar-2017
16	Bishnupur	Ngaikhong Khullen	5,256	Yes	Village located in Bishnupur town having AXIS, SBI, UBI, UCO etc	N/R		April-16 to Mar-2017
17	Bishnupur	Kwakta (Pt)	10,735	No	UBI CSP	Axis Bank		April-16 to Mar-2017
18	Bishnupur	Kha Thingungei	10,107	No		Bank of India		April-16 to Mar-2017
19	Bishnupur	Thanga	14,316	No	UBI CSP	Central Bank of India		April-16 to Mar-2017
20	Bishnupur	Wangoo Ahallup	9,148	No	MRB CSP	HDFC		April-16 to Mar-2017
21	Thoubal	Maibam Konjil	5,696	No	SBI CSP	ICICI		April-16 to Mar-2017
22	Thoubal	Irong Chesaba	6,749	No	SBI CSP	HDFC		April-16 to Mar-2017
23	Thoubal	Leisangthem	6,118	No	SBI CSP	Indian Overseas Bank		April-16 to Mar-2017
24	Thoubal	Khekman	7,157	No	PSB Branch Opened	Punjab & Sind Bank		April-16 to Mar-2017
25	Thoubal	Mojing	7,428	No	UBI CSP	Bank of Maharashtra		April-16 to Mar-2017
26	Thoubal	Khangabok	16,344	No	UBI CSP	Vijaya Bank		April-16 to Mar-2017
27	Thoubal	Sangaiyumpham	11,311	Yes	MRB opened	Manipur Rural Bank		April-16 to Mar-2017
28	Thoubal	Tentha	9,087	No	MRB CSP	Indusind Bank		April-16 to Mar-2017
29	Thoubal	Wangkhem	5,235	No	UBI CSP	Yes Bank		April-16 to Mar-2017
30	Thoubal	Heirolk Part I (Pt)	9,574	No	MRB CSP	IDBI		April-16 to Mar-2017
31	Thoubal	Heirolk Part II (Pt)	6,205	No	MRB CSP	Allahabad Bank		April-16 to Mar-2017
32	Kakching	Irengband	10,600	No	UBI CSP	Bank of Baroda		April-16 to Mar-2017
33	Kakching	Wabagai	8,578	No	UBI CSP	SBI		April-16 to Mar-2017

Sl. No	Name of District	Name of Village with population >5000	Population	Bank Branch (Yes/No)- Name of Bank	Remarks	Allotted to Bank for opening of Branch approved in the DCC/SLBC	No of Brick & Mortar Br. To be opened (Jan-16 to Mar-16)	No of Brick & Mortar Br. To be opened (April-16 to Mar-2017)
34	Kakching	Hiyanglam I	8,872	No	UBI CSP	Axis Bank		April-16 to Mar-2017
35	Kakching	Langmeidong	5,935	No	UBI CSP	UBI		April-16 to Mar-2017
36	Kakching	Arong Nongmaikhong	5,571	No	MRB CSP	Punjab & Sind Bank		April-16 to Mar-2017
37	Kakching	Wangoo	6,134	No	CSP MRB	Indian Overseas Bank		April-16 to Mar-2017
38	Imphal West	Kanglatongbi	7,152	Yes	PNB Opened	Punjab National Bank		April-16 to Mar-2017
39	Imphal West	Sekmai(Part)	5,162	Yes	SBI Opened			
40	Imphal West	Khurkhul	6,450	No	CBI CSP	Central Bank of India		April-16 to Mar-2017
41	Imphal West	Patsoi	5,358	Yes	BOB Opened			
42	Imphal East	Keirao Makting	5,319	No	PNB CSP	UBI		April-16 to Mar-2017
43	Imphal East	Tulihal	5,594	Yes	HDFC Yairipok Branch opened	Canara Bank		April-16 to Mar-2017
44	Imphal East	Yambem	5,705	No	SBI CSP	Union Bank		April-16 to Mar-2017
45	Imphal East	Changamdabi	6,419	No	SBI CSP	UCO Bank		April-16 to Mar-2017
46	Ukhrul	Hundung	10,785	No	UBI CSP	Vijaya Bank		April-16 to Mar-2017

Provision for banking services through banking outlets or part-time banking outlets in the villages as on 30-09-2020												
Name of	Total	Above 5000			2000-5000			Below 2000			Total	
District	Village	No. of villages	Covered by Branch/BC (CBS enabled banking outlet)	No of uncovered villages	No. of villages	Covered by Branch/BC (CBS enabled banking outlet)	No of uncovered villages	No. of villages	Covered by Branch/BC (CBS enabled banking outlet)	No of uncovered villages	No of covered villages	No of uncovered villages
Imphal West	107	4	4	0	36	36	0	67	67	0	107	0
Imphal East	141	4	4	0	42	42	0	95	95	0	141	0
Jiribam	50	0	0	0	2	2	0	48	48	0	50	0
Thoubal	61	11	11	0	21	21	0	29	29	0	61	0
Kakching	26	6	6	0	10	10	0	10	10	0	26	0
Bishnupur	48	6	6	0	20	20	0	22	22	0	48	0
Ccpur	507	3	3	0	14	14	0	490	421	69	438	69
Pherzawl	89	0	0	0	2	2	0	87	27	60	29	60
Senapati	136	11	11	0	42	42	0	83	83	0	136	0
Kangpokpi	533	0	0	0	6	6	0	527	527	0	533	0
Tamenglong	117	0	0	0	3	3	0	114	114	0	117	0
Noney	57	0	0	0	4	4	0	53	53	0	57	0
Ukhrul	95	1	1	0	12	12	0	82	82	0	95	0
Kamjong	118	0	0	0	1	1	0	117	59	58	60	58
Chandel	267	0	0	0	1	1	0	266	201	65	202	65
Tengnoupal	163	0	0	0	1	1	0	162	157	5	158	5
Total	2515	46	46	0	217	217	0	2252	1995	257	2258	257

**DCC/DLRC Meetings of Manipur held during April 2020 to September 2020
FY(2020-21)**

S.NO.	NAME OF THE DISTRICT	DATE OF MEETING
1	Imphal West	04/07/2020
2	Churachandpur	18.09.2020
3	Thoubal	10/9/2020
		10/7/2020
4	Kakching	19.06.2020
		20.09.2020
5	Senapati	10.07.2020
		16.09.2020
6	Kangpokpi	17.07.2020
		17.09.2020
7	Pherzawl	29.06.2020
		04.09.2020
8	Bishnupur	17.06.2020
		02.09.2020
9	Noney	26.06.2020
		23.09.2020
10	Imphal East	14.07.2020
11	Tengnoupal	03.07.2020
12	Ukhrul	08.07.2020
13	Kamjong	20.07.2020
		10.09.2020
14	Tamenglong	06.08.2020

**List of invitees present in the 63rd SLBC meeting for the quarter ended June' 20
held on 03.09.2020 at the Conference Hall of Manipur Secretariat, South Block, Imphal**

A. STATE AND CENTRAL GOVT. OFFICIAL

SI No.	Name	Designation/Office/ Department
1	Shri. Rakesh Kumar, IAS	Chief Secretary, Govt. of Manipur
2	Shri. P Vaiphei, IAS	Principal Secretary, Horti&Sc
3	Shri. R.K Dinesh, IAS	Commissioner, C&I
4	Shri. Nidhi Kesarwari, IAS	Commissioner, Agri/RD&PR
5	Smt. Anna Arambam, IAS	Director, DIF
6	Shri. K.H Dilip Singh	Commerce & Industries
7	Shri K.H Ashok Kumar Singh	Joint Director, SCERT
8	Dr M. Meenakumari Devi	Director SCERT
9	Smt. Anjali Chongtham	Deputy Secretary/ Edn-S
10	Shri. L.Jogendra Singh	Assistant Director, DIF
11	Shir. N Gojendro Singh	Director, Fisheries
12	Shri. Anthony Haokip	Under Secy/WR
13	Shri. Krishna Kumar	Dy Commisionner, Chandel
14	Smt. H. Karuna Devi	CEO, KVIB
15	Shri. T. Inaocha Sharma	KVIC
16	Smt. Bindra Athokpam	Director Manager, IE CS-SPV
17	Shri. L Bikram	Director, Commerce & Industries
18	Shri. T. N Singh	Asstt. Director, MSME DI
19	Shit. Pramod D. Ambatkar	Deputy Director, KVIC
20	Shri E. Priyokumar Singh	IGP(AP/Ops & Provisioning)
21	Shri. P. Shamungou Singh	GM/ Planning, MSPDCL
22	Shri. L . Selungba Singh	MSPDCL, DGM (plg)
23	Shri. Yasser Khan	MAHUD /V.S & Jt Director

B. RESERVE BANK OF INDIA AND NABARD

SI No.	Name	Designation/Office/Department
1	Shri. Khai Siamlal Guite	Deputy General Manager, NABARD
2	Shri. Ashim Mukherjee	Manager, NABARD

COMMERCIAL BANKs, RRBs, CO-OPERATIVE BANKs AND OTHER FINANCIAL PUBLIC SECTOR INSTITUTION'S OFFICIALS

SL. No.	Name	Designation/Office/Department
1	Shri. A. Subhash Singh, IAS	MD, MSCB Ltd
2	Shri. Samarendu Samat	Chairmen, MRB
3	Shri. Ashutosh Gupta	CM, Indian Bank, (E-ALB)
4	Shri. Halayudh Kumar	Chief Manager, CBI
5	Shri. L. Neihsial	Chief Manager, UCO Bank
6	Shri. Uttam Mandal	Chief Manager, BOB
7	Shri. Arvinda Singh	Chief Manager, ICICI Bank
8	Shri.Y Ibochou Singh	LDM (Bpr, Noney, Imphal East)
9	Shri. Nelson Changtham	Officer, Canara Bank
10	Shri. Houbam Rajesh Singh	MO, BOI, Imphal Branch
11	Shri. Amrit Ng.	Manager, ICICI
12	Shri. B Bimol singh	Sr Manager ADV MRB
13	Shri. G Ramkumar Sharma	Asstt. Manager, SIDBI
14	Shri. Kh. Ranjit Singh	Officer, PNB (e-ubi), Imphal
15	Shri. R.R. Ezekiel Poumei	Branch Manager, Indian Bank
16	Shri. Khaling Themson	LDM, Ukhrul & Kamjong PNB (E-UBI)
17	Smt. M Rishila	Branch Manager, BOM
18	Shri. N. Joyshankar Singh	Canara Bank
19	Shri. L Ranjit	Branch Head, Axis Bank
20	Smt. Larini Kamei	Axis Bank
21	Smt. Bisesori Thounaojam	AM, IDBI Bank
22	Smt. Y Bisheshwor	Sr, Manager, IPPB
23	Smt. Joymati C Rimai	Manager, IOB Imphal
24	Shri. Santanu Singh	Branch Manager, YES Bank
25	Shri. M Kenedi Singh	Sr. Manager, PNB
26	Shri. Ng. Gopeshwor Singh	Branch Manger, HDFC
27	Shri. Ksh. Devajit	BM, Indusind Bank
28	Shri. Bikram Ksh.	BM. Bandhan Bank
29	Shri. CH Satyajit Singh	Sr. Manager, Bandhan Bank
30	Shri. Roshan Kamei	Sr. Manager, NESFB
31	Shri. Gideon Maram	Sr. Manager, NESFB
32	Shri Heirom Suraj Meeti	Sr Manager. Union Bank of India

D. CONVENER BANK OFFICERS

SL. No.	Name	Designation/Office/Department
1	Shri Ramesh R.S (Through VC)	CGM SBI
2	Shri Susanta Kumar Sahoo (Through VC)	DGM, SLBC
3	Shri Mihir Das (Through VC)	AGM, SLBC (NW II)
4	Shri. Girin Sarma	Convener
5	Shri. H.H Poumai	Nodal SLBC Officer
6	Shri. Angom Sanjeev	Chief Manager, Credit, SBI
7	Shri. Hubert SZ Khobung	Chief Manager, LBO, Thoubal
8	Shri. Haojakhup Kepgen	Chief Manager, LBO, Kangpokpi
9	Shri. N. Nimai Singh	Chief Manager, LBO, Kakching & Chandel
10	Shri. S. Haokip	Chief Manager, LBO, Churachandpur
11	Shri. L.S. Peter Mao	Chief Manager, LBO, Senapati
12	Shri. A.A Khrasi	Director, RSETI
13	Shri. Naorem Columbus Singh	Assistant Manager, SBI, LBO, Imphal West
14	Shri. Ratan Singh	Project Officer, SBI