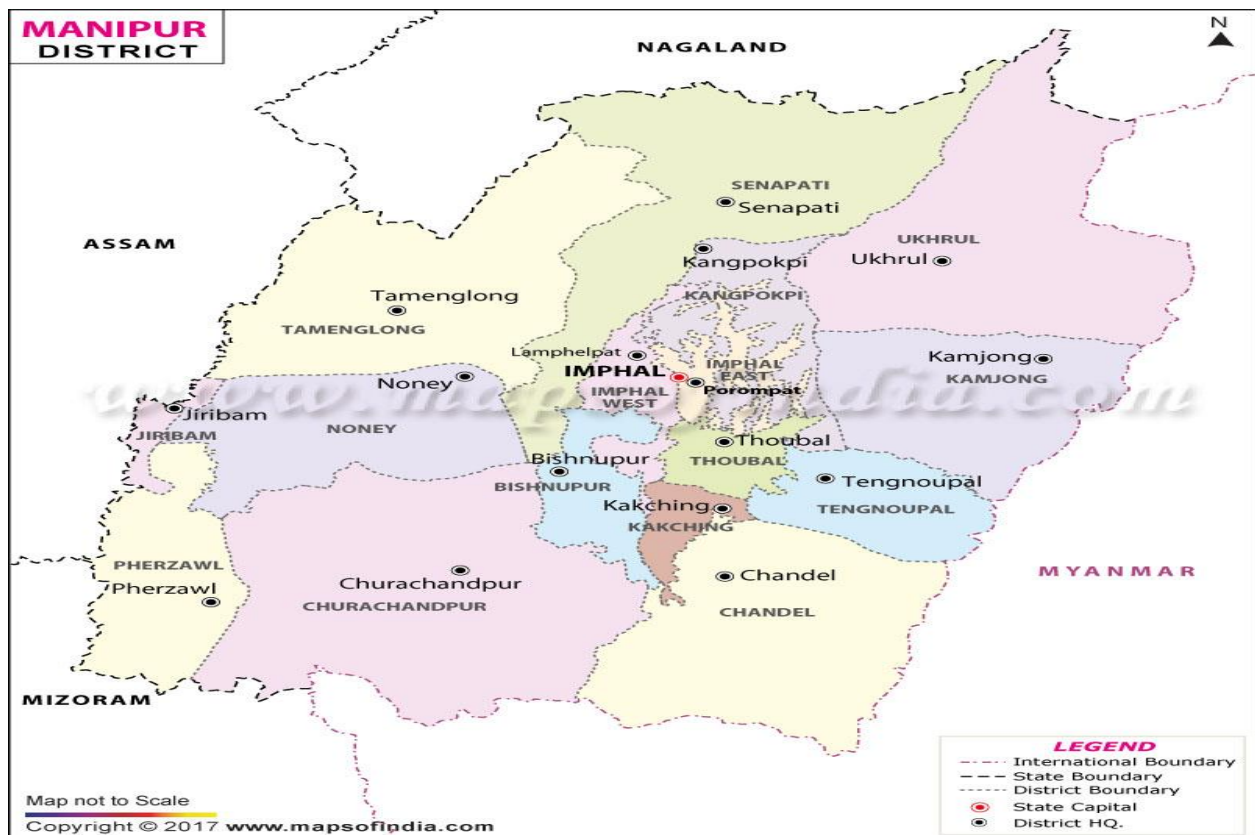


## MANIPUR STATE PROFILE

The word Manipur is derived from two words, “Mani” meaning ‘Jewel’ and “Pur” meaning “City or Place”. Pandit Jawaharlal Nehru called Manipur the ‘Jewel of India’ while Lord Irwin described it as the Switzerland of India’. It is bounded by Nagaland to the north, Mizoram to the south, and Assam to the west, Myanmar (Sagaing Region and Chin State) lies to its east. The state covers an area of 22,327 square kilometres (8,621 sq miles) and as per Census 2011, it has a population of 28.56 Lakhs. The rural and urban population is 70.79% and 29.21%, respectively. Sex Ratio in Manipur is 985 i.e. for each 1000 male. Manipur has been at the crossroads of Asian economic and cultural exchange for more than 2,500 years. It has long connected the Indian subcontinent to Southeast Asia, China (or East Asia), Siberia, Micronesia and Polynesia, enabling migration of people, cultures, and religions.

### Districts of Manipur



1. Bishnupur	5. Imphal West	9. Kangpokpi	13. Tamenglong
2. Chandel	6. Jiribam	10. Noney	14. Tengnoupal
3. Churachandpur	7. Kakching	11. Pherzawl	15. Thoubal
4. Imphal East	8. Kamjong	12. Senapati	16. Ukhrul

**Manipur State**  
**Selected Economic Indicators.**

Sl. No.	Items	Ref. Year	Unit	Particulars
1.	Geographical Area	2011 Census	'000 Sq. Km.	22.327
2.	Population	2011 Census	Lakh No.	28.56
3.	Density	-do-	Persons per Sq. Km.	121
4.	Sex Ratio	-do-	Females per '000 Males	987
5.	Percentage of Urban Population to the total population	-do-	Percentage	43
6.	Average Annual Exponential Growth Rate	2001-2011	-do-	1.86%
7.	Population Below Poverty Line (As per Planning Commission estimates)	1999-2000	-do-	28.54%
8.	Literacy rate : (i) Persons (ii) Male (iii) Female	2011 Census	-do-	i) 79.85% ii) 85.48% iii) 77.15%
9.	Gross State Domestic Product (GSDP) at factor cost : (i) At current prices (ii) At constant (1993-94) prices	2004-05 to 2010-2011 (Q) -do-	Rs. in crore -do-	9198.14 7184.09
10.	Net State Domestic Product (NSDP) at factor cost (i) At current prices (ii) At constant (1993-94) prices	-do- -do-	-do- -do-	8228.31 6548.20
11.	Per Capita NSDP (i) At current prices (ii) At constant (1993-94) prices	2003-2004	Rupees -do-	29684 23298
12.	Index of Agricultural Production (Base: Triennium ending 1981-82=100)	2002-2003 (P)	-	3325
13.	Total cropped area	1999-2000	Lakh hectare	1,65,787
14.	Net area sown	-do-	-do-	1,55,232
15.	Index of Industrial Production (Base : 1993-94=100)	2002-2003 (P)	-	502
16.	Post office per lakh population	2017 (December)	No.	25.75
17.	All scheduled commercial banks per lakh population	2017 (December)	Nos.	6.87
18.	Employment on organised sector	2002 (P)	'000 Nos.	80
19.	(i) Public Sector	-do-	-do-	70
20.	(ii) Private Sector	-do-	-do-	10

**District-wise Population, Sex-ratio, Density etc (As per 2011 Census).**

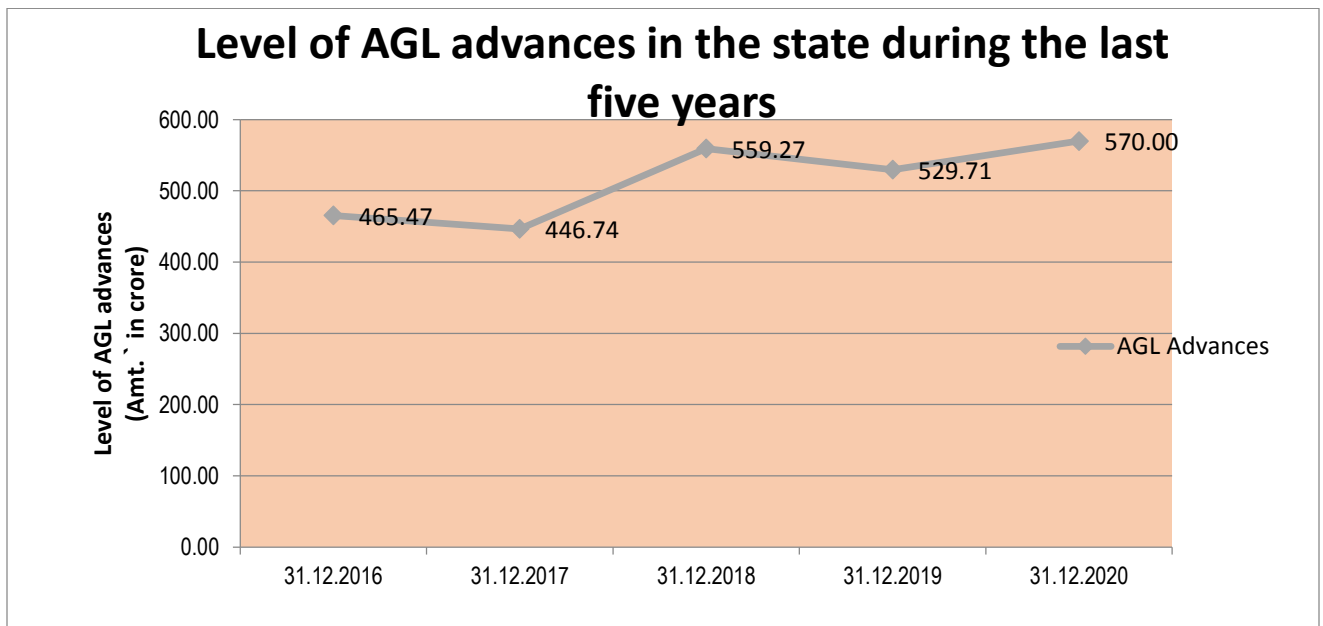
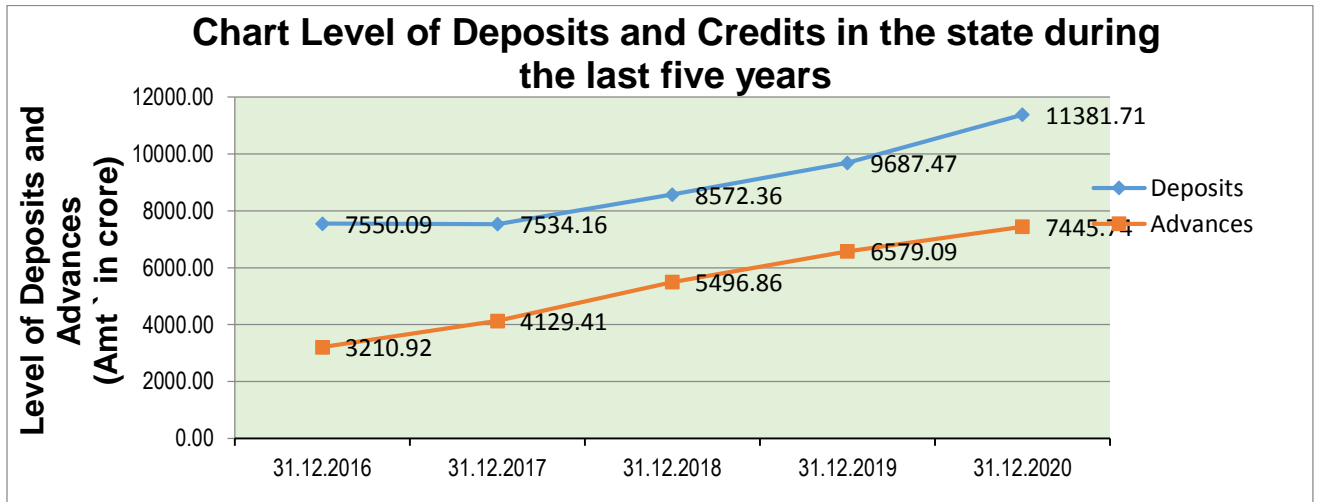
Sl. No.	DISTRICT	Population	Sex Ratio per '000 males	Density per Sq. Km.	Scheduled Caste			Scheduled Tribe		
					Total	Male	Female	Total	Male	Female
1.	THOUBAL	4,20,517	998	708	33,969	16,640	17,329	4,274	2,200	2,074
2.	CHANDEL	1,44,028	981	36	210	107	103	1,08,779	54,692	54,087
3.	CHURANDPUR	2,71,274	944	50	205	179	26	2,12,482	1,07,002	1,05,480
4.	SENAPATI	3,54,972	935	87	238	143	95	1,22,791	61,785	61,006
5.	IMPHAL WEST	5,14,683	1004	856	13,276	6,646	6,630	21,118	10,478	10,640
6.	IMPHAL EAST	4,52,661	991	557	10,409	5,374	5,035	24,712	12,382	12330
7.	BISHNUPUR	2,40,363	993	420	1,727	842	885	6,143	3,064	3,079
8.	TAMENGLONG	1,40,143	922	25	3	X	3	1,06,349	54,020	52,329
9.	UKHRUL	1,83,115	916	31	210	X	X	1,34,493	68,696	65,797
TOTAL		28,55,794	8684	2770	60,247	29,931	30,106	56,247	2,67,317	2,61,342

**\*\* Information collected from respective state Govt. website...**

## MANIPUR STATE: ACHIEVEMENT VERSUS NATIONAL NORMS

As on 31.12.2020

PARAMETERS	NATIONAL NORMS (%)	State Position (%)
C D RATIO	60	65
CREDIT + INV. : DEPOSIT RATIO	60	71
PRI. SECTOR ADV. TO TOTAL ADV.	40	35
AGL. ADV. TO TOTAL ADV.	18	8



<b>Details of Banking Profile in the FY 2020-21 as on 31.12.2020</b>						
<b>(Amount in Rs.Lakhs)</b>						
<b>Profile</b>	<b>Public. Bank</b>	<b>Private. Bank</b>	<b>RRBs</b>	<b>Co-op Banks</b>	<b>NEFSB</b>	<b>Total</b>
Branch Network	130	44	26	11	3	214
Aggregate Deposit(D)	871504.45	202108.29	33447.11	29979.60	1131.54	1138170.99
Aggregate Advances(A)	549724.78	164175.23	18032.94	10892.58	1748.91	744574.44
C:D Ratio (CDR2)	63.08	81.23	53.91	36.33	154.56	65.42
Priority Sector Advances	169740.97	62220.87	19194.34	8520.12	1453.41	261129.71
% to Total Advances	30.88	37.90	106.44	78.22	83.10	35.07
Adv. to Agriculture	23097.50	20158.57	9338.38	4377.73	28.23	57000.41
% to Total Advances	4.20	12.28	51.79	40.19	1.61	7.66
Adv. to MSME Sector	86269.05	28661.26	8796.85	2819.06	1425.15	127971.37
% to Total Advances	15.69	17.46	48.78	25.88	81.49	17.19
Adv. to Other Priority Sector	60374.42	13401.04	1059.11	1323	0.00	76157.57
% to Total Advances	10.98	8.16	5.87	12.15	0.00	10.23
<b>Details of Banking Profile in the FY 2020-21 as on 30.09.2020</b>						
<b>(Amount in Rs.Lakhs)</b>						
<b>Profile</b>	<b>Public. Bank</b>	<b>Private. Bank</b>	<b>RRBs</b>	<b>Co-op Banks</b>	<b>NEFSB</b>	<b>Total</b>
Branch Network	129	43	26	12	3	213
Aggregate Deposit(D)	843096.38	205928.51	33660.05	26701.33	534.12	1109920.39
Aggregate Advances(A)	514430.07	153206.62	17247.71	10171.29	1606.12	696661.81
C:D Ratio (CDR2)	61.02	74.40	51.24	38.09	300.70	62.77
Priority Sector Advances	170591.57	57745.05	16276.28	7683.95	1606.12	253902.97
% to Total Advances	33.16	37.69	94.37	75.55	100.00	36.45
Adv. to Agriculture	23517.10	23939.31	6957.46	3901.91	30.91	58346.69
% to Total Advances	4.57	15.63	40.34	38.36	1.92	8.38
Adv. to MSME Sector	81076.41	31155.00	8361.73	2524.97	1575.21	124693.32
% to Total Advances	15.76	20.34	48.48	24.82	98.08	17.90
Adv. to Other Priority Sector	68649.71	12527.56	957.09	1257.07	0.00	83391.43
% to Total Advances	13.34	8.18	5.55	12.36	0.00	11.97

## AGENDA

### Agenda 1. Adoption of minutes of the last SLBC meeting held on 20.01.2021

The minutes of the SLBC meeting for the SLBC held on 20.01.2020 has been circulated to all the members, the house may adopt the said minutes.

### Agenda 2. Action Taken Report of the last SLBC meeting

### Agenda3. Review of Deposit, Advances and CD Ratio:

#### a) Deposit, Advances and CD Ratio in the last three Financial Years for Manipur: ( Amt in Crores)

FY	Deposits	Advances	CD Ratio	YOY Growth in Advance	
				Value	%
Dec 2020 Quarter	113871.71	7445.74	65	866.65	13
Dec 2019 Quarter	9687.47	6579.09	68	1082.23	20
Dec 2018 Quarter	8572.36	5496.86	64	1367.45	33

**\*\*The National bench-mark for CD Ratio is 60%.**

#### b) The CD Ratio performance of the Banks in Manipur as on 31.12.2020:

CD Ratio	No of Banks	Name of Banks
Below 40%	3	UNI, YES, MSCB
40- 60%	10	IOB, BOB, CAN, IDBI, BOM, ICICI, PNB, CBI, MRB, PSB
Above 60%	9	IND, SBI, UCO, HDFC, AXIS, INDUS, BOI, BANDHAN, NESFB

### Agenda 4. Review of Credit Disbursement

#### a). ACP performance during the year

#### Sector-wise Summary under ACP

(Amt in Crores)

Sector	FY 20-21 December Quarter		
	Target	Achieved	Achv%
Agri Sector	660.75	148.76	23%
MSME	546.45	411.29	75%
Other Priority Sector	430.4	128.79	30%
<b>Total Priority</b>	<b>1637.6</b>	<b>688.85</b>	<b>42%</b>
<b>Non Priority</b>	<b>539.3</b>	<b>724.04</b>	<b>134%</b>
<b>Grand Total</b>	<b>2176.9</b>	<b>1412.89</b>	<b>65%</b>

**b) Priority Sector lending****(Amt in Crores)**

Sector	Mar, 2020	June, 2020	Sept, 2020	Dec, 2020	Growth in Dec, 20 over Sept,20		% to Total Advances
					Value	%	
Agri	534.59	558.6	557.82	570.00	12.18	2	8
MSME	1211.48	1209.7	1246.93	1279.71	32.78	3	17
Services/ Other Priority Sector	942.53	773.65	833.91	761.58	-72.33	-9	10
<b>Total</b>	<b>2688.6</b>	<b>2541.95</b>	<b>2638.66</b>	<b>2611.30</b>	<b>-27.36</b>	<b>-1</b>	<b>35</b>

Priority sector advances stood at 35% of the total advances at the end of December quarter FY 2020-21.

**c) PMEGP:**

Sponsoring agencies to apprise the House.

**d) Fishery Loan****As on 31.12.2020****(Amt in Lakhs)**

Target	Application Receive	Sanctioned No	Sanctioned Amt	Disbursed Amt	Rejected
2871	1281	513	1113.5	896.82	768

**Agenda 5. Opening of Bank Branches at Unbanked Blocks, Unbanked Urban Local Bodies, and CBS-enabled banking outlets at the Unbanked Rural Centres**

**i) Unbanked Blocks****As on 31.12.2020**

TOTAL UNBANKED BLOCKS	NO. OF BANKED BLOCKS	NO. OF UNBANKED BLOCKS
27	12	15

**ii) Unbanked Urban Local Bodies****As on 31.12.2020**

TOTAL UNBANKED URBAN LOCAL BODIES (ULBs)	NO. OF BANK ULBs	NO. OF UNBANK ULBs
11	2	9

**Agenda 6: Doubling of Farmers' Income by 2022**

**Status Report to be appraised by Director Agriculture**

**Agenda 7: Inclusion of Financial Education in School Curriculum:**

**Director, Education –S, Manipur to apprise the House.**

**Agenda 8. Recovery Act of Manipur 2003-Bakijai cases how to implement in Manipur.****Agenda 9. 100% Digitalization of Kakching District.****Agenda 10. PM SVanadhi Yojana. PMAY (U)**

**To be appraised by MAHUD.**

**Agenda 11. Miscellaneous Agenda.**

## ATR OF THE OF THE 64<sup>th</sup> SLBC HELD ON 20.01.2021

Sl. No	Point	Action taken
1	Regarding opening of RSETI in all the allocated of 7 Districts, Deputy Commissioners of concern district were requested to allocate land for setting up RSETI at an early date.	The reply from DCs are awaited.
2	PNB did not report any action taken with respect to opening of new RSETIs in Bishnupur,Thoubal,Imphal East and Tamenglong Districts.	PNB had written letter to DCs for allocation of land for opening of RSETI
3	100% Digitalization of Kakching District	Now the District is 95% digitalized. So it is hope by March 31 <sup>st</sup> 2021 it will be 100%.
4	The CD ratio during the September quarter was 63%.	Under the December quarter CD Ratio is now 65%
5	ACP achievement During September quarter was 44%	During December quarter it is 60%.



Bankwise Branch Network Report of Manipur for the FY-2020-2021 as on date 31-12-2020												
Sl No.	Bank Name	Branch Rural	Branch Semi-Urban	Branch Urban	Total Branch	ATM Rural	ATM Semi-Urban	ATM Urban	Total ATM	BC Fixed	BC Other	BC Total
1	BOB	7	0	9	16	5	0	14	19	10	1	10
2	BOI	2	1	1	4	1	1	3	5	0	0	4
3	BOM	0	0	1	1	0	0	0	0	0	0	1
4	CAN	2	1	2	5	2	0	2	4	0	2	2
5	CBI	4	2	2	8	3	2	1	6	0	19	19
6	IND	2	1	2	5	0	0	1	1	4	0	4
7	IOB	1	0	1	2	0	0	2	2	0	1	0
8	PNB	4	12	7	23	3	12	15	30	69	0	69
9	PSB	3	0	2	5	3	0	2	5	0	0	4
10	SBI	23	16	9	48	84	78	49	211	147	31	178
11	UCO	5	3	4	12	6	4	4	14	8	2	8
12	UNI	0	0	1	1	0	0	2	2	1	0	1
<b>Public</b>	<b>Total</b>	<b>53</b>	<b>36</b>	<b>41</b>	<b>130</b>	<b>107</b>	<b>97</b>	<b>95</b>	<b>299</b>	<b>239</b>	<b>56</b>	<b>300</b>
1	AXIS	2	5	4	11	3	5	12	20	0	0	6
2	BANDHAN	3	3	2	8	0	0	0	0	0	0	0
3	HDFC	3	2	5	10	3	4	8	15	67	0	67
4	ICICI	4	1	4	9	1	6	1	8	0	0	0
5	IDBI	1	0	1	2	1	0	1	2	0	0	0
6	INDUS	1	0	2	3	1	0	2	3	0	0	0
7	NESFB	1	0	2	3	0	0	0	0	0	0	0
8	YES	0	0	1	1	0	0	1	1	0	0	0
<b>Private</b>	<b>Total</b>	<b>15</b>	<b>11</b>	<b>21</b>	<b>47</b>	<b>9</b>	<b>15</b>	<b>25</b>	<b>49</b>	<b>67</b>	<b>0</b>	<b>73</b>
1	MRB	15	10	1	26	0	0	0	0	0	0	45
<b>RRB</b>	<b>Total</b>	<b>15</b>	<b>10</b>	<b>1</b>	<b>26</b>	<b>0</b>	<b>0</b>	<b>0</b>	<b>0</b>	<b>0</b>	<b>0</b>	<b>45</b>
1	MSCB	4	6	1	11	4	4	4	12	0	0	0
<b>Grand</b>	<b>Total</b>	<b>87</b>	<b>63</b>	<b>64</b>	<b>214</b>	<b>120</b>	<b>116</b>	<b>124</b>	<b>360</b>	<b>306</b>	<b>56</b>	<b>418</b>

District wise Branch Network Report of Manipur for the FY 2020-2021 as on date 31-12-2020												
SI No.	District Name	Branch Rural	Branch Semi-Urban	Branch Urban	Total Branch	ATM Rural	ATM Semi-Urban	ATM Urban	Total ATM	BC Fixed	BC Other	BC Total
1	BISHNUPUR	2	14	0	16	11	11	0	22	19	8	42
2	CHANDEL	4	0	0	4	4	1	1	6	8	1	9
3	CHURACHANDPUR	13	4	2	19	8	18	1	27	28	9	40
4	IMPHALEAST	19	4	9	32	26	3	21	50	49	9	71
5	IMPHALWEST	6	11	53	70	35	39	99	173	66	13	81
6	JIRIBAM	3	0	0	3	1	0	0	1	5	0	5
7	KAKCHING	0	8	0	8	1	7	2	10	19	5	30
8	KAMJONG	2	0	0	2	0	0	0	0	2	0	2
9	KANGPOKPI	7	0	0	7	6	0	0	6	5	2	6
10	NONEY	3	0	0	3	1	0	0	1	3	1	5
11	PHERZAWAL	1	0	0	1	0	0	0	0	0	0	2
12	SENAPATI	13	0	0	13	11	7	0	18	15	1	16
13	TAMENGLONG	2	3	0	5	0	2	0	2	11	0	11
14	TENGNUPAL	3	4	0	7	4	3	0	7	4	0	6
15	THOUBAL	6	12	0	18	8	22	0	30	57	6	76
16	UKHRUL	3	3	0	6	4	3	0	7	15	1	16
<b>Grand</b>	<b>Total</b>	<b>87</b>	<b>63</b>	<b>64</b>	<b>214</b>	<b>120</b>	<b>116</b>	<b>124</b>	<b>360</b>	<b>306</b>	<b>56</b>	<b>418</b>

**Bank Wise Business and Credit Deposit Ratio of Manipur for the FY2020-2021 as on date 31-12-2020**

(Amount in Rs.Lakhs)

SI No.	Bank Name	Deposit Amount (D)	Advances Amount (A)	Credit Utilize (CU)	Total Credit (TC)	CDR1	CDR2	Investment Amount (I)	TC + I	CDR3
1	BOB	66660.32	30419.71	0	30419.71	45.63	45.63	0	30419.71	45.63
2	BOI	10104	11701	0	11701	115.81	115.81	0	11701	115.81
3	BOM	5939.91	3000.16	0	3000.16	50.51	50.51	0	3000.16	50.51
4	CAN	16946.3	7956.11	0	7956.11	46.95	46.95	0	7956.11	46.95
5	CBI	18622.05	9537.45	0	9537.45	51.22	51.22	0	9537.45	51.22
6	IND	14616.8	8881.69	0	8881.69	60.76	60.76	0	8881.69	60.76
7	IOB	8753.83	3928.5	0	3928.5	44.88	44.88	0	3928.5	44.88
8	PNB	175930	89752	0	89752	51.02	51.02	0	89752	51.02
9	PSB	18935.89	10414.82	0	10414.82	55	55	0	10414.82	55
10	SBI	502170.34	348178.67	1799	349977.67	69.33	69.69	30411	380388.67	75.75
11	UCO	26810.01	22017.67	0	22017.67	82.12	82.12	0	22017.67	82.12
12	UNI	6015	2138	0	2138	35.54	35.54	9805.33	11943.33	198.56
<b>Public</b>	<b>Total</b>	<b>871504.45</b>	<b>547925.78</b>	<b>1799</b>	<b>549724.78</b>	<b>62.87</b>	<b>63.08</b>	<b>40216.33</b>	<b>589941.11</b>	<b>67.69</b>
1	AXIS	63620.38	61689.07	0	61689.07	96.96	96.96	0	61689.07	96.96
2	BANDHAN	6060.95	9160.01	0	9160.01	151.13	151.13	0	9160.01	151.13
3	HDFC	60660.11	56065.89	0	56065.89	92.43	92.43	0	56065.89	92.43
4	ICICI	55066.35	27982.01	0	27982.01	50.82	50.82	0	27982.01	50.82
5	IDBI	11524.35	5503.14	0	5503.14	47.75	47.75	0	5503.14	47.75
6	INDUS	3349.15	3355.11	0	3355.11	100.18	100.18	0	3355.11	100.18
7	NESFB	1131.54	1748.91	0	1748.91	154.56	154.56	0	1748.91	154.56
8	YES	1827	420	0	420	22.99	22.99	848	1268	69.4
<b>Private</b>	<b>Total</b>	<b>203239.83</b>	<b>165924.14</b>	<b>0</b>	<b>165924.14</b>	<b>81.64</b>	<b>81.64</b>	<b>848</b>	<b>166772.14</b>	<b>82.06</b>
1	MRB	33447.11	18032.94	0	18032.94	53.91	53.91	15304.81	33337.75	99.67
<b>RRB</b>	<b>Total</b>	<b>33447.11</b>	<b>18032.94</b>	<b>0</b>	<b>18032.94</b>	<b>53.91</b>	<b>53.91</b>	<b>15304.81</b>	<b>33337.75</b>	<b>99.67</b>
1	MSCB	29979.6	10892.58	0	10892.58	36.33	36.33	28248.58	39141.16	130.56
<b>All Banks</b>	<b>Total</b>	<b>1138170.99</b>	<b>742775.44</b>	<b>1799</b>	<b>744574.44</b>	<b>65.26</b>	<b>65.42</b>	<b>84617.72</b>	<b>829192.16</b>	<b>72.85</b>
<b>Grand</b>	<b>Total</b>	<b>1138170.99</b>	<b>742775.44</b>	<b>1799</b>	<b>744574.44</b>	<b>65.26</b>	<b>65.42</b>	<b>84617.72</b>	<b>829192.16</b>	<b>72.85</b>

<b>District wise Position of DEPOSITS, ADVANCES , CD RATIO Report of Manipur for the FY2020-2021 as on date 31-12-2020 (Excluding NEDFi &amp; RIDF)</b>													
<b>(Amount in Rs. Lakhs)</b>													
<b>Sl No.</b>	<b>District Name</b>	<b>Dep Rural</b>	<b>Dep Semi-Urban</b>	<b>Dep Urban</b>	<b>Total Deposit</b>	<b>Adv Rural</b>	<b>Adv Semi-Urban</b>	<b>Adv Urban</b>	<b>Total Advances</b>	<b>CDR Rural</b>	<b>CDR Semi Urban</b>	<b>CDR Urban</b>	<b>Overall CD Ratio</b>
1	BISHNUPUR	1326.58	26819.77	0	28146.35	2223.31	31965.95	0	34189.26	167.6	119.19		121.47
2	CHANDEL	13526.64	0	0	13526.64	12524.09	0	0	12524.09	92.59			92.59
3	CHURACHANDPUR	37962.84	48056.94	3230.04	89249.82	24058.94	24149.24	1881.22	50089.4	63.37	50.25	58.24	56.12
4	IMPHALEAST	92748.98	7879.11	108204.78	208832.87	55640.65	4515.81	58519.98	118676.44	59.99	57.31	54.08	56.83
5	IMPHALWEST	16580.74	31032.72	569806.34	617419.8	12716.9	41909.64	329900.57	384527.11	76.7	135.05	57.9	62.28
6	JIRIBAM	7140.48	0	0	7140.48	3042.47	0	0	3042.47	42.61			42.61
7	KAKCHING	0	14187.16	0	14187.16	0	19792.9	0	19792.9		139.51		139.51
8	KAMJONG	800.52	0	0	800.52	1426.85	0	0	1426.85	178.24	0		178.24
9	KANGPOKPI	10927.52	0	0	10927.52	8385.79	0	0	8385.79	76.74	0		76.74
10	NONEY	2556.54	0	0	2556.54	3038	0	0	3038	118.83	0		118.83
11	PHERZAWAL	98.66	0	0	98.66	1053.34	0	0	1053.34	1067.65	0		1067.65
12	SENAPATI	49874.24	0	0	49874.24	37363.42	0	0	37363.42	74.92	0		74.92
13	TAMENGLONG	516.52	13820.58	0	14337.1	45.55	3824.73	0	3870.28	8.82	0		26.99
14	TENGNOUNPAL	4699.17	7747.09	0	12446.26	7364.33	3783.03	0	11147.36	156.72	48.83		89.56
15	THOUBAL	4997.81	37424.84	0	42422.65	3498.29	40769.97	0	44268.26	70	108.94		104.35
16	UKHRUL	4456.69	21747.69	0	26204.38	1824.68	7555.79	0	9380.47	40.94	34.74		35.8
<b>Grand</b>	<b>Total</b>	<b>248213.93</b>	<b>208715.9</b>	<b>681241.16</b>	<b>1138170.99</b>	<b>174206.61</b>	<b>178267.06</b>	<b>390301.77</b>	<b>742775.44</b>	<b>70.18</b>	<b>85.41</b>	<b>57.29</b>	<b>65.26</b>

<b>Bankwise ACP (Priority Sector Advances) OUTSTANDING Report of Manipur for the FY-2020-2021 as on date 31-12-2020</b>									
<b>(Amount in Rs. Lakhs)</b>									
<b>Sl No.</b>	<b>Bank Name</b>	<b>Agri (PS) Total O/S No.</b>	<b>Agri (PS) Total O/S Amount</b>	<b>MSME (PS) Total O/S No.</b>	<b>MSME (PS) Total O/S Amount</b>	<b>Other PS Total O/S No.</b>	<b>Other PS Total O/S Amount</b>	<b>Total PS O/S No.</b>	<b>Total PS O/S Amount</b>
1	BOB	1732	3444.66	3366	10052.14	843	6543.19	5941	20039.99
2	BOI	570	336.24	1372	3505.87	224	2757.38	2166	6599.49
3	BOM	5	25.02	215	975.18	317	543.09	537	1543.29
4	CAN	675	708.98	1331	2944.73	199	1057.51	2205	4711.22
5	CBI	1005	1056.31	2237	5920.73	400	2182.14	3642	9159.18
6	IND	610	1079.09	1379	2827.39	102	1461.88	2091	5368.36
7	IOB	401	329.87	560	1786.7	240	1137.77	1201	3254.34
8	PNB	11919	9948	6341	17231	3896	19479.05	22156	46658.05
9	PSB	121	753.68	1081	6265.77	193	1533.04	1395	8552.49
10	SBI	2994	3490	9631	28959.82	1806	18578.07	14431	51027.89
11	UCO	1746	1871.66	3509	5461.61	1198	5050.76	6453	12384.03
12	UNI	19	53.99	128	338.11	6	50.54	153	442.64
<b>Pub</b>	<b>Total</b>	<b>21797</b>	<b>23097.5</b>	<b>31150</b>	<b>86269.05</b>	<b>9424</b>	<b>60374.42</b>	<b>62371</b>	<b>169740.97</b>
1	AXIS	7726	10848.49	253	5254.02	5678	11172.61	13657	27275.12
2	BANDHAN	3524	1265.35	31061	7121.65	0	0	34585	8387
3	HDFC	976	1713.64	10721	11461.42	600	699.96	12297	13875.02
4	ICICI	4065	5709.41	163	2042.67	2	30.66	4230	7782.74
5	IDBI	484	621.68	335	1863.88	141	1497.81	960	3983.37
6	INDUS	0	0	66	848.62	0	0	66	848.62
7	NESFB	127	28.23	7018	1425.18	0	0	7145	1453.41
8	YES	0	0	2	69	0	0	2	69
<b>Priv</b>	<b>Total</b>	<b>16902</b>	<b>20186.8</b>	<b>49619</b>	<b>30086.44</b>	<b>6421</b>	<b>13401.04</b>	<b>72942</b>	<b>63674.28</b>
1	MRB	14177	9338.38	11051	8796.85	133	1059.11	25361	19194.34
<b>RRB</b>	<b>Total</b>	<b>14177</b>	<b>9338.38</b>	<b>11051</b>	<b>8796.85</b>	<b>133</b>	<b>1059.11</b>	<b>25361</b>	<b>19194.34</b>
1	MSCB	4320	4377.73	1457	2819.06	893	1323.33	6670	8520.12
<b>Banks</b>	<b>Total</b>	<b>57196</b>	<b>57000.41</b>	<b>93277</b>	<b>127971.4</b>	<b>16871</b>	<b>76157.9</b>	<b>167344</b>	<b>261129.71</b>

District-wise Progress under ACP (Priority Sector Advances) OUTSTANDING Report of Manipur for the FY2020-2021 as on date 31-12-2020 (Excluding RIDF & NEDFi)									
(Amount in Rs. Lakhs)									
Sl No.	District Name	Agri (PS) Total O/S No.	Agri (PS) Total O/S Amount	MSME (PS) Total O/S No.	MSME (PS) Total O/S Amount	Other PS Total O/S No.	Other PS Total O/S Amount	Total PS O/S No.	Total PS O/S Amount
1	BISHNUPUR	8620	6494.79	8824	5253.7	756	4130.85	18200	15879.34
2	CHANDEL	145	128.47	477	505.05	82	593.92	704	1227.44
3	CHURACHANDPUR	3943	3018.93	3124	5147.82	1588	6710.42	8655	14877.17
4	IMPHALEAST	6981	9476.42	19312	19188.44	4209	12837.02	30502	41501.88
5	IMPHALWEST	20484	25191.16	28413	73227.35	7369	40025.3	56266	138443.81
6	JIRIBAM	1086	430.37	5301	1561.79	144	722.48	6531	2714.64
7	KAKCHING	2245	1827.63	8481	5170.98	755	2618.35	11481	9616.96
8	KAMJONG	0	0	114	102.26	1	1.49	115	103.75
9	KANGPOKPI	926	571.21	913	1913.32	92	538.12	1931	3022.65
10	NONEY	445	287.33	418	429.84	1	7.02	864	724.19
11	PHERZAWAL	4	1.83	8	9.5	0	0	12	11.33
12	SENAPATI	1687	1135.53	1776	4052.21	358	2225.05	3821	7412.79
13	TAMENGLONG	243	151.89	690	697.68	13	97.45	946	947.02
14	TENGOUPAL	858	831.47	955	885.66	251	819.26	2064	2536.39
15	THOUBAL	8711	6763.34	13536	8543.93	935	4558.79	23182	19866.06
16	UKHRUL	818	690.04	935	1281.87	317	272.38	2070	2244.29
<b>Grand</b>	<b>Total</b>	<b>57196</b>	<b>57000.41</b>	<b>93277</b>	<b>127971.4</b>	<b>16871</b>	<b>76157.9</b>	<b>167344</b>	<b>261129.71</b>

Segregation of Advances in Manipur as on date 31-12-2020								
(Amount in Rs. Lakhs)								
Sl No.	BankName	Priority Sector Advance (PSA)	Non Priority Sector Advance	Total Advance	Weaker Sector Advance (WSA)	PSA to Tot. Adv (%)	WSA to PSA (%)	WSA to Tot. Adv (%)
1	BOB	20039.99	9484.96	29524.95	10598.27	67.87	52.89	35.9
2	BOI	6599.49	3782.02	10381.51	2218.62	63.57	33.62	21.37
3	BOM	1543.29	1419.21	2962.5	468.13	52.09	30.33	15.8
4	CAN	4711.22	4861.4	9572.62	5622.2	49.22	119.34	58.73
5	CBI	9159.18	378.27	9537.45	1576.5	96.03	17.21	16.53
6	IND	5368.36	3689.27	9057.63	623.49	59.27	11.61	6.88
7	IOB	3254.34	2191.02	5445.36	532.42	59.76	16.36	9.78
8	PNB	46658.05	38716.6	85374.65	62836.69	54.65	134.67	73.6
9	PSB	8552.49	1578.7	10131.19	1595.33	84.42	18.65	15.75
10	SBI	51027.89	298429.13	349457.02	16738.42	14.6	32.8	4.79
11	UCO	12384.03	8419.41	20803.44	212599.18	59.53	1716.72	1021.94
12	UNI	442.64	1695.13	2137.77	1196.58	20.71	270.33	55.97
<b>Pub</b>	<b>Total</b>	<b>169740.97</b>	<b>374645.12</b>	<b>544386.09</b>	<b>316605.83</b>	<b>31.18</b>	<b>186.52</b>	<b>58.16</b>
1	AXIS	27275.12	34413.95	61689.07	2907.9	44.21	10.66	4.71
2	BANDHAN	8387	772.89	9159.89	7766.84	91.56	92.61	84.79
3	HDFC	13875.02	42190.84	56065.86	3469.98	24.75	25.01	6.19
4	ICICI	7782.74	20199.27	27982.01	1614.77	27.81	20.75	5.77
5	IDBI	3983.37	1719.08	5702.45	1974.51	69.85	49.57	34.63
6	INDUS	848.62	2505.25	3353.87	500.33	25.3	58.96	14.92
7	NESFB	1453.41	295.51	1748.92	1122.41	83.1	77.23	64.18
8	YES	69	0	69	60	100	86.96	86.96
<b>Priv</b>	<b>Total</b>	<b>63674.28</b>	<b>102096.79</b>	<b>165771.07</b>	<b>19416.74</b>	<b>38.41</b>	<b>30.49</b>	<b>11.71</b>
1	MRB	19194.34	1200.65	20394.99	19836.18	94.11	103.34	97.26
<b>RRB</b>	<b>Total</b>	<b>19194.34</b>	<b>1200.65</b>	<b>20394.99</b>	<b>19836.18</b>	<b>94.11</b>	<b>103.34</b>	<b>97.26</b>
1	MSCB	8520.12	2368.82	10888.94	6142.17	78.25	72.09	56.41
<b>Grand</b>	<b>Total</b>	<b>261129.71</b>	<b>480311.38</b>	<b>741441.09</b>	<b>362000.92</b>	<b>35.22</b>	<b>138.63</b>	<b>48.82</b>

Bankwise Progress under Agri (PS) Outstanding Report of Manipur for the FY-2020-2021 as on date 31-12-2020											
(Amount in Rs. Lakhs)											
Sl No.	Bank Name	Farm Credit Crop No	Farm Credit Crop Amt	Farm Credit Term Loan No	Farm Credit Term Loan Amt	Agri Infra No	Agri Infra Amt	Ancillary No	Ancillary Amt	Agri Total O/S No.	Agri Total O/S Amount
1	BOB	312	459.11	1321	2582.02	0	0	99	403.53	1732	3444.66
2	BOI	494	238.89	0	0	0	0	76	97.35	570	336.24
3	BOM	0	0	4	19.76	0	0	1	5.26	5	25.02
4	CAN	275	164.22	387	524.05	2	1.14	11	19.57	675	708.98
5	CBI	510	257.88	494	786.33	0	0	1	12.1	1005	1056.31
6	IND	505	455.81	91	408.49	1	55.94	13	158.85	610	1079.09
7	IOB	207	147.81	0	0	0	0	194	182.06	401	329.87
8	PNB	10694	6178.15	1225	3769.85	0	0	0	0	11919	9948
9	PSB	26	40.21	0	0	0	0	95	713.47	121	753.68
10	SBI	2245	1542.23	740	1551.26	0	0	9	396.51	2994	3490
11	UCO	1397	1264.16	345	591.87	1	7.1	3	8.53	1746	1871.66
12	UNI	5	3.15	6	12.02	0	0	8	38.82	19	53.99
<b>Pub</b>	<b>Total</b>	<b>16670</b>	<b>10751.62</b>	<b>4613</b>	<b>10245.65</b>	<b>4</b>	<b>64.18</b>	<b>510</b>	<b>2036.05</b>	<b>21797</b>	<b>23097.5</b>
1	AXIS	0	0	7726	10848.49	0	0	0	0	7726	10848.49
2	BANDHAN	0	0	2025	752.02	18	5.7	1481	507.63	3524	1265.35
3	HDFC	247	938.1	728	774.46	1	1.08	0	0	976	1713.64
4	ICICI	2	3.08	4063	5706.33	0	0	0	0	4065	5709.41
5	IDBI	274	373.05	202	221.25	0	0	8	27.38	484	621.68
6	INDUS	0	0	0	0	0	0	0	0	0	0
7	NESFB	31	4.82	96	23.41	0	0	0	0	127	28.23
8	YES	0	0	0	0	0	0	0	0	0	0
<b>Priv</b>	<b>Total</b>	<b>554</b>	<b>1319.05</b>	<b>14840</b>	<b>18325.96</b>	<b>19</b>	<b>6.78</b>	<b>1489</b>	<b>535.01</b>	<b>16902</b>	<b>20186.8</b>
1	MRB	10016	3580.84	1969	4819.13	51	68.33	2141	870.08	14177	9338.38
<b>RRB</b>	<b>Total</b>	<b>10016</b>	<b>3580.84</b>	<b>1969</b>	<b>4819.13</b>	<b>51</b>	<b>68.33</b>	<b>2141</b>	<b>870.08</b>	<b>14177</b>	<b>9338.38</b>
1	MSCB	1725	666.63	2595	3711.1	0	0	0	0	4320	4377.73
<b>Banks</b>	<b>Total</b>	<b>28965</b>	<b>16318.14</b>	<b>24017</b>	<b>37101.84</b>	<b>74</b>	<b>139.29</b>	<b>4140</b>	<b>3441.14</b>	<b>57196</b>	<b>57000.41</b>
<b>Grand</b>	<b>Total</b>	<b>28965</b>	<b>16318.14</b>	<b>24017</b>	<b>37101.84</b>	<b>74</b>	<b>139.29</b>	<b>4140</b>	<b>3441.14</b>	<b>57196</b>	<b>57000.41</b>



**Districtwise Progress under Agri (PS) OUTSTANDING Report of Manipur for the FY2020-2021 as on date 31-12-2020(Excluding RIDF)**

(Amount in Rs.Lakhs)

Sl No.	District Name	Farm Credit Crop No	Farm Credit Crop Amt	Farm Credit Term Loan No	Farm Credit Term Loan Amt	Agri Infra No	Agri Infra Amt	Ancillary No	Ancillary Amt	Agri Total O/S No.	Agri Total O/S Amount
1	BISHNUPUR	5270	2146.71	3075	4271.77	9	22.77	266	53.54	8620	6494.79
2	CHANDEL	129	89.23	16	39.24	0	0	0	0	145	128.47
3	CHURACHANDPUR	2014	1111.46	1928	1907.21	0	0	1	0.26	3943	3018.93
4	IMPHALEAST	2887	1539.25	3134	6956.08	9	18.82	951	962.27	6981	9476.42
5	IMPHALWEST	11868	8166.18	6766	15069.88	23	73.97	1827	1881.13	20484	25191.16
6	JIRIBAM	75	23	359	128.1	8	3.15	644	276.12	1086	430.37
7	KAKCHING	797	307.35	1421	1486.48	13	8.86	14	24.94	2245	1827.63
8	KAMJONG	0	0	0	0	0	0	0	0	0	0
9	KANGPOKPI	736	421.78	70	102.79	0	0	120	46.64	926	571.21
10	NONEY	165	94.26	239	162.45	0	0	41	30.62	445	287.33
11	PHERZAWAL	4	1.83	0	0	0	0	0	0	4	1.83
12	SENAPATI	1487	839.39	197	279.47	0	0	3	16.67	1687	1135.53
13	TAMENGLONG	35	5.15	202	144.17	1	0.12	5	2.45	243	151.89
14	TENGNOUNPAL	202	85.16	654	745.3	0	0	2	1.01	858	831.47
15	THOUBAL	2718	1122.9	5720	5492.38	10	4.5	263	143.56	8711	6763.34
16	UKHRUL	578	364.49	236	316.52	1	7.1	3	1.93	818	690.04
<b>Grand</b>	<b>Total</b>	<b>28965</b>	<b>16318.14</b>	<b>24017</b>	<b>37101.84</b>	<b>74</b>	<b>139.29</b>	<b>4140</b>	<b>3441.14</b>	<b>57196</b>	<b>57000.41</b>

<b>Bankwise Progress under MSME (PS) Outstanding Report of Manipur for the FY-2020-2021 as on date 31-12-2020</b>											
<b>(Amount in Rs. Lakhs)</b>											
<b>Sl No.</b>	<b>Bank Name</b>	<b>Micro No.</b>	<b>Micro Amt.</b>	<b>Small No.</b>	<b>Small Amt.</b>	<b>Medium No.</b>	<b>Medium Amt.</b>	<b>Other MSME No.</b>	<b>Other MSME Amt.</b>	<b>MSME Total O/S No.</b>	<b>MSME Total O/S Amount</b>
1	BOB	3320	9119.74	8	526.54	0	0	38	405.86	3366	10052.14
2	BOI	1368	3364.79	4	141.08	0	0	0	0	1372	3505.87
3	BOM	97	129.83	19	236.05	6	519.64	93	89.66	215	975.18
4	CAN	1242	2418.41	46	297.29	5	13.61	38	215.42	1331	2944.73
5	CBI	2150	4230.63	85	1658.71	2	31.39	0	0	2237	5920.73
6	IND	1330	2399.48	48	251.97	1	175.94	0	0	1379	2827.39
7	IOB	540	1483	20	303.7	0	0	0	0	560	1786.7
8	PNB	4980	12862	826	2978	1	615	534	776	6341	17231
9	PSB	935	5042.21	144	1216.91	2	6.65	0	0	1081	6265.77
10	SBI	8134	10359.9	815	14325.36	40	2996.21	642	1278.35	9631	28959.82
11	UCO	3436	3911.53	73	1550.08	0	0	0	0	3509	5461.61
12	UNI	112	195.55	13	38.36	3	104.2	0	0	128	338.11
<b>Pub</b>	<b>Total</b>	<b>27644</b>	<b>55517.07</b>	<b>2101</b>	<b>23524.05</b>	<b>60</b>	<b>4462.64</b>	<b>1345</b>	<b>2765.29</b>	<b>31150</b>	<b>86269.05</b>
1	AXIS	0	0	0	0	253	5254.02	0	0	253	5254.02
2	BANDHAN	31061	7121.65	0	0	0	0	0	0	31061	7121.65
3	HDFC	10320	5703.88	341	4947.98	60	809.56	0	0	10721	11461.42
4	ICICI	132	1478.3	31	564.37	0	0	0	0	163	2042.67
5	IDBI	325	1766.88	10	97	0	0	0	0	335	1863.88
6	INDUS	7	40.47	59	808.15	0	0	0	0	66	848.62
7	NESFB	6575	1206.11	0	0	0	0	443	219.07	7018	1425.18
8	YES	0	0	0	0	2	69	0	0	2	69
<b>Priv</b>	<b>Total</b>	<b>48420</b>	<b>17317.29</b>	<b>441</b>	<b>6417.5</b>	<b>315</b>	<b>6132.58</b>	<b>443</b>	<b>219.07</b>	<b>49619</b>	<b>30086.44</b>
1	MRB	11051	8796.85	0	0	0	0	0	0	11051	8796.85
<b>RRB</b>	<b>Total</b>	<b>11051</b>	<b>8796.85</b>	<b>0</b>	<b>0</b>	<b>0</b>	<b>0</b>	<b>0</b>	<b>0</b>	<b>11051</b>	<b>8796.85</b>
1	MSCB	1457	2819.06	0	0	0	0	0	0	1457	2819.06
<b>Banks</b>	<b>Total</b>	<b>88572</b>	<b>84450.27</b>	<b>2542</b>	<b>29941.55</b>	<b>375</b>	<b>10595.22</b>	<b>1788</b>	<b>2984.36</b>	<b>93277</b>	<b>127971.4</b>
<b>Grand</b>	<b>Total</b>	<b>88572</b>	<b>84450.27</b>	<b>2542</b>	<b>29941.55</b>	<b>375</b>	<b>10595.22</b>	<b>1788</b>	<b>2984.36</b>	<b>93277</b>	<b>127971.4</b>

<b>Districtwise Progress under MSME (PS) OUTSTANDING Report of Manipur for the FY2020-2021 as on date 31-12-2020 (Excluding NEDFi)</b>											
<b>(Amount in Rs.Lakhs)</b>											
<b>Sl No.</b>	<b>District Name</b>	<b>Micro No.</b>	<b>Micro Amt.</b>	<b>Small No.</b>	<b>Small Amt.</b>	<b>Medium No.</b>	<b>Medium Amt.</b>	<b>Other MSME No.</b>	<b>Other MSME Amt.</b>	<b>MSME Total O/S No.</b>	<b>MSME Total O/S Amount</b>
1	BISHNUPUR	8733	4864.97	46	262.16	18	53.83	27	72.74	8824	5253.7
2	CHANDEL	467	471.1	3	26.26	0	0	7	7.69	477	505.05
3	CHURACHANDPUR	2824	3791.89	222	1139.3	53	160.76	25	55.87	3124	5147.82
4	IMPHALEAST	18587	13033.93	462	4801.98	65	901.35	198	451.18	19312	19188.44
5	IMPHALWEST	25583	41508.32	1423	20973.6	213	9091.04	1194	1654.39	28413	73227.35
6	JIRIBAM	5291	1511.79	10	50	0	0	0	0	5301	1561.79
7	KAKCHING	8349	4350.91	127	800.65	0	0	5	19.42	8481	5170.98
8	KAMJONG	113	98.91	0	0	0	0	1	3.35	114	102.26
9	KANGPOKPI	895	1783.39	8	65.2	0	0	10	64.73	913	1913.32
10	NONEY	411	389.82	0	0	0	0	7	40.02	418	429.84
11	PHERZAWAL	8	9.5	0	0	0	0	0	0	8	9.5
12	SENAPATI	1384	2517.06	90	906.81	2	65.78	300	562.56	1776	4052.21
13	TAMENGLONG	684	647.38	6	50.3	0	0	0	0	690	697.68
14	TENGNOUNPAL	889	811.79	64	43.19	0	0	2	30.68	955	885.66
15	THOUBAL	13426	7428.37	78	773.79	24	322.46	8	19.31	13536	8543.93
16	UKHRUL	928	1231.14	3	48.31	0	0	4	2.42	935	1281.87
<b>Grand</b>	<b>Total</b>	<b>88572</b>	<b>84450.27</b>	<b>2542</b>	<b>29941.55</b>	<b>375</b>	<b>10595.22</b>	<b>1788</b>	<b>2984.36</b>	<b>93277</b>	<b>127971.4</b>

Bankwise Progress under Other Priority Sector (OPS) OUTSTANDING Report of Manipur for the FY-2020-2021 as on date 31-12-2020															
(Amount in Rs. Lakhs)															
Sl No.	Bank Name	Export No.	Export Amt.	Education PS No.	Education PS Amt.	Housing PS No.	Housing PS Amt.	Social Infra No.	Social Infra Amt.	Renewable No.	Renewable Amt.	Other PS No.	Other PS Amt.	OPS Total O/S No.	OPS Total O/S Amount
1	BOB	0	0	83	364.74	408	5732.24	0	0	0	0	352	446.21	843	6543.19
2	BOI	0	0	18	57.92	206	2699.46	0	0	0	0	0	0	224	2757.38
3	BOM	0	0	16	87.69	18	247.16	1	204.24	0	0	282	4	317	543.09
4	CAN	0	0	84	264.32	106	786.83	0	0	0	0	9	6.36	199	1057.51
5	CBI	0	0	43	165.89	86	668.68	0	0	0	0	271	1347.57	400	2182.14
6	IND	0	0	22	91.95	77	1041.07	1	175.94	0	0	2	152.92	102	1461.88
7	IOB	0	0	6	18.25	56	730.77	0	0	0	0	178	388.75	240	1137.77
8	PNB	0	0	151	499.05	1684	15620	0	0	0	0	2061	3360	3896	19479.05
9	PSB	0	0	16	99.07	171	1419.69	0	0	0	0	6	14.28	193	1533.04
10	SBI	0	0	335	1328.26	1450	16933.39	18	301.15	3	15.27	0	0	1806	18578.07
11	UCO	0	0	27	121.71	437	4154.58	0	0	0	0	734	774.47	1198	5050.76
12	UNI	0	0	2	3.37	4	47.17	0	0	0	0	0	0	6	50.54
<b>Pub</b>	<b>Total</b>	<b>0</b>	<b>0</b>	<b>803</b>	<b>3102.22</b>	<b>4703</b>	<b>50081.04</b>	<b>20</b>	<b>681.33</b>	<b>3</b>	<b>15.27</b>	<b>3895</b>	<b>6494.56</b>	<b>9424</b>	<b>60374.42</b>
1	AXIS	0	0	0	0	3324	3786.92	694	190.12	1660	7195.57	0	0	5678	11172.61
2	BANDHAN	0	0	0	0	0	0	0	0	0	0	0	0	0	0
3	HDFC	0	0	5	4.67	595	695.29	0	0	0	0	0	0	600	699.96
4	ICICI	0	0	0	0	2	30.66	0	0	0	0	0	0	2	30.66
5	IDBI	0	0	27	55.29	114	1442.52	0	0	0	0	0	0	141	1497.81
6	INDUS	0	0	0	0	0	0	0	0	0	0	0	0	0	0
7	NESFB	0	0	0	0	0	0	0	0	0	0	0	0	0	0
8	YES	0	0	0	0	0	0	0	0	0	0	0	0	0	0
<b>Priv</b>	<b>Total</b>	<b>0</b>	<b>0</b>	<b>32</b>	<b>59.96</b>	<b>4035</b>	<b>5955.39</b>	<b>694</b>	<b>190.12</b>	<b>1660</b>	<b>7195.57</b>	<b>0</b>	<b>0</b>	<b>6421</b>	<b>13401.04</b>
1	MRB	0	0	4	14.42	108	934.91	0	0	0	0	21	109.78	133	1059.11
<b>RRB</b>	<b>Total</b>	<b>0</b>	<b>0</b>	<b>4</b>	<b>14.42</b>	<b>108</b>	<b>934.91</b>	<b>0</b>	<b>0</b>	<b>0</b>	<b>0</b>	<b>21</b>	<b>109.78</b>	<b>133</b>	<b>1059.11</b>
1	MSCB	0	0	10	5.15	79	842.35	0	0	0	0	804	475.83	893	1323.33
<b>Grand</b>	<b>Total</b>	<b>0</b>	<b>0</b>	<b>849</b>	<b>3181.75</b>	<b>8925</b>	<b>57813.69</b>	<b>714</b>	<b>871.45</b>	<b>1663</b>	<b>7210.84</b>	<b>4720</b>	<b>7080.17</b>	<b>16871</b>	<b>76157.9</b>

Districtwise Progress under Other Priority Sector (OPS) OUTSTANDING Report of Manipur for the FY2020-2021 as on date 31-12-2020															
(Amount in Rs.Lakhs)															
Sl No.	District Name	Export No.	Export Amt.	Education PS No.	Education PS Amt.	Housing PS No.	Housing PS Amt.	Social Infra No.	Social Infra Amt.	Renewable No.	Renewable Amt.	Other PS No.	Other PS Amt.	OPS Total O/S No.	OPS Total O/S Amount
1	BISHNUPUR	0	0	21	90.7	314	3365.46	0	0	0	0	421	674.69	756	4130.85
2	CHANDEL	0	0	9	22.3	55	533.81	0	0	0	0	18	37.81	82	593.92
3	CHURACHANDPUR	0	0	66	131.84	582	5559.02	5	50.25	1	0.02	934	969.29	1588	6710.42
4	IMPHALEAST	0	0	171	658.79	2304	10225.75	555	148.1	780	659.68	399	1144.7	4209	12837.02
5	IMPHALWEST	0	0	454	1830.71	4913	29279.52	7	591.4	881	6549.65	1114	1774.02	7369	40025.3
6	JIRIBAM	0	0	1	0.48	8	70	0	0	0	0	135	652	144	722.48
7	KAKCHING	0	0	18	42.06	150	1768.52	0	0	0	0	587	807.77	755	2618.35
8	KAMJONG	0	0	0	0	0	0	0	0	1	1.49	0	0	1	1.49
9	KANGPOKPI	0	0	3	23.35	39	455.16	0	0	0	0	50	59.61	92	538.12
10	NONEY	0	0	1	7.02	0	0	0	0	0	0	0	0	1	7.02
11	PHERZAWAL	0	0	0	0	0	0	0	0	0	0	0	0	0	0
12	SENAPATI	0	0	64	241.02	139	1890.91	7	39.58	0	0	148	53.54	358	2225.05
13	TAMENGLONG	0	0	5	9.82	7	84.72	0	0	0	0	1	2.91	13	97.45
14	TENGNOUNPAL	0	0	2	4.5	54	661.42	0	0	0	0	195	153.34	251	819.26
15	THOUBAL	0	0	28	103.21	349	3840.33	140	42.12	0	0	418	573.13	935	4558.79
16	UKHRUL	0	0	6	15.95	11	79.07	0	0	0	0	300	177.36	317	272.38
<b>Grand</b>	<b>Total</b>	<b>0</b>	<b>0</b>	<b>849</b>	<b>3181.75</b>	<b>8925</b>	<b>57813.69</b>	<b>714</b>	<b>871.45</b>	<b>1663</b>	<b>7210.84</b>	<b>4720</b>	<b>7080.17</b>	<b>16871</b>	<b>76157.9</b>

<b>Bankwise Progress under ACP NPA OUTSTANDING at the end of current quarter Report of Manipur in the FY-2020-2021 as on date 31-12-2020</b>							
<b>(Rs. In Lakhs)</b>							
SI No.	Bank Name	Agri PS NPA		MSME PS NPA		Other PS NPA	
		No	Amt	No	Amt	No	Amt
1	BOB	123	233.73	310	597.47	36	183.1
2	BOI	54	52.7	183	204.92	1	11.45
3	BOM	11	20.86	7	20.17	5	0.09
4	CAN	247	159.18	223	581.91	8	45.11
5	CBI	307	406.94	945	1718.51	51	200.37
6	IND	72	95.73	86	219.85	1	3.16
7	IOB	63	74.05	37	89.44	1	3.43
8	PNB	8727	5602.67	1073	1592.22	245	355.74
9	PSB	43	66.36	339	641.58	12	68.04
10	SBI	1212	637.8	2124	3041.12	28	88.18
11	UCO	467	635.61	961	1729.16	38	180.75
12	UNI	0	0	9	6.06	0	0
<b>Public</b>	<b>Total</b>	<b>11326</b>	<b>7985.63</b>	<b>6297</b>	<b>10442.41</b>	<b>426</b>	<b>1139.42</b>
1	AXIS	1	0.36	0	0	12	19.84
2	BANDHAN	0	0	0	0	0	0
3	HDFC	6	19.74	21	54.82	1	0.81
4	ICICI	0	0	0	0	0	0
5	IDBI	2	0	11	37.75	1	3.32
6	INDUS	0	0	0	0	0	0
7	NESFB	36	4.98	2167	270.18	0	0
8	YES	0	0	0	0	0	0
<b>Private</b>	<b>Total</b>	<b>45</b>	<b>25.08</b>	<b>2199</b>	<b>362.75</b>	<b>14</b>	<b>23.97</b>
1	MRB	1441	775.39	2688	1948.72	16	37.74
<b>RRB</b>	<b>Total</b>	<b>1441</b>	<b>775.39</b>	<b>2688</b>	<b>1948.72</b>	<b>16</b>	<b>37.74</b>
1	MSCB	1281	1362.1	646	778.71	245	272.17
<b>Grand</b>	<b>Total</b>	<b>14093</b>	<b>10148.2</b>	<b>11830</b>	<b>13532.59</b>	<b>701</b>	<b>1473.3</b>

**District wise ACP-NPA OUTSATNDING report of Manipur in the FY2020-2021 as on date  
31-12-2020**

(Amount in Rs.Lakhs)

SI No.	District Name	Agri PS NPA		MSME PS NPA		Other PS NPA	
		No	Amt	No	Amt	No	Amt
1	BISHNUPUR	521	399.11	1257	1206.96	67	65.04
2	CHANDEL	65	61.69	170	212.74	4	4.11
3	CHURACHANDPUR	755	505.16	361	473.44	69	152.75
4	IMPHALEAST	2848	2026.18	2164	2483.12	63	265.02
5	IMPHALWEST	7798	5715.36	5462	6371.71	376	808.19
6	JIRIBAM	0	0	9	17.94	4	1.2
7	KAKCHING	373	238.61	240	258.31	5	8.32
8	KAMJONG	0	0	0	0	0	0
9	KANGPOKPI	23	13.88	58	77.89	3	17.81
10	NONEY	121	40.51	78	34.19	0	0
11	PHERZAWAL	63	26.42	129	57.64	1	0.95
12	SENAPATI	571	304.12	471	681.29	9	21.96
13	TAMENGLONG	27	11	173	178.48	12	13
14	TENGNUPAL	5	1.32	169	154.03	1	0.03
15	THOUBAL	739	693.86	803	930.6	79	109.3
16	UKHRUL	184	110.98	286	394.25	8	5.62
<b>Grand</b>	<b>Total</b>	14093	10148.2	11830	13532.59	701	1473.3

<b>Bankwise Progress under Agri (PS) NPA OUTSTANDING Report of Manipur for the FY-2020-2021 as on date 31-12-2020</b>											
<b>(Amount in Rs. Lakhs)</b>											
<b>Sl No.</b>	<b>Bank Name</b>	<b>Crop No</b>	<b>Crop Amt</b>	<b>Term Loan No</b>	<b>Term Loan Amt</b>	<b>Agri Infra No</b>	<b>Agri Infra Amt</b>	<b>Ancillary No</b>	<b>Ancillary Amt</b>	<b>Tot Agri (PS) NPA No.</b>	<b>Tot Agri (PS) NPA Amt.</b>
1	BOB	50	46.69	64	143.81	0	0	9	43.23	123	233.73
2	BOI	28	16.83	26	35.87	0	0	0	0	54	52.7
3	BOM	0	0	11	20.86	0	0	0	0	11	20.86
4	CAN	233	136.23	14	22.95	0	0	0	0	247	159.18
5	CBI	139	87.55	168	319.39	0	0	0	0	307	406.94
6	IND	70	67.99	2	27.74	0	0	0	0	72	95.73
7	IOB	59	64.05	0	0	0	0	4	10	63	74.05
8	PNB	8195	5214.33	532	388.34	0	0	0	0	8727	5602.67
9	PSB	0	0	0	0	0	0	43	66.36	43	66.36
10	SBI	1081	520.85	130	114.9	0	0	1	2.05	1212	637.8
11	UCO	293	250.77	153	287.97	21	96.87	0	0	467	635.61
12	UNI	0	0	0	0	0	0	0	0	0	0
<b>Pub</b>	<b>Total</b>	<b>10148</b>	<b>6405.29</b>	<b>1100</b>	<b>1361.83</b>	<b>21</b>	<b>96.87</b>	<b>57</b>	<b>121.64</b>	<b>11326</b>	<b>7985.63</b>
1	AXIS	1	0.36	0	0	0	0	0	0	1	0.36
2	BANDHAN	0	0	0	0	0	0	0	0	0	0
3	HDFC	0	0	6	19.74	0	0	0	0	6	19.74
4	ICICI	0	0	0	0	0	0	0	0	0	0
5	IDBI	1	0	1	0	0	0	0	0	2	0
6	INDUS	0	0	0	0	0	0	0	0	0	0
7	NESFB	9	1.02	27	3.96	0	0	0	0	36	4.98
8	YES	0	0	0	0	0	0	0	0	0	0
<b>Priv</b>	<b>Total</b>	<b>11</b>	<b>1.38</b>	<b>34</b>	<b>23.7</b>	<b>0</b>	<b>0</b>	<b>0</b>	<b>0</b>	<b>45</b>	<b>25.08</b>
1	MRB	428	140.06	699	536.68	45	51.48	269	47.17	1441	775.39
<b>RRB</b>	<b>Total</b>	<b>428</b>	<b>140.06</b>	<b>699</b>	<b>536.68</b>	<b>45</b>	<b>51.48</b>	<b>269</b>	<b>47.17</b>	<b>1441</b>	<b>775.39</b>
1	MSCB	451	144.63	830	1217.47	0	0	0	0	1281	1362.1
<b>Grand</b>	<b>Total</b>	<b>11038</b>	<b>6691.36</b>	<b>2663</b>	<b>3139.68</b>	<b>66</b>	<b>148.35</b>	<b>326</b>	<b>168.81</b>	<b>14093</b>	<b>10148.2</b>



<b>Districtwise Progress under Agri (PS) NPA OUTSTANDINGS report of Manipur for the FY2020-2021 as on date 31-12-2020</b>											
<b>(Amount in Rs.Lakhs)</b>											
<b>Sl No.</b>	<b>District Name</b>	<b>Crop No</b>	<b>Crop Amt</b>	<b>Term Loan No</b>	<b>Term Loan Amt</b>	<b>Agri Infra No</b>	<b>Agri Infra Amt</b>	<b>Ancillary No</b>	<b>Ancillary Amt</b>	<b>Tot Agri (PS) NPA No.</b>	<b>Tot Agri (PS) NPA Amt.</b>
1	BISHNUPUR	212	82.23	289	293.28	5	21.66	15	1.94	521	399.11
2	CHANDEL	57	54.59	8	7.1	0	0	0	0	65	61.69
3	CHURACHANDPUR	459	271.34	296	233.82	0	0	0	0	755	505.16
4	IMPHALEAST	2171	1130.61	547	828.31	4	6.84	126	60.42	2848	2026.18
5	IMPHALWEST	7089	4630.94	530	876.15	40	108.6	139	99.67	7798	5715.36
6	JIRIBAM	0	0	0	0	0	0	0	0	0	0
7	KAKCHING	140	58.87	225	171.91	8	7.83	0	0	373	238.61
8	KAMJONG	0	0	0	0	0	0	0	0	0	0
9	KANGPOKPI	22	13.48	1	0.4	0	0	0	0	23	13.88
10	NONEY	0	0	112	39.71	0	0	9	0.8	121	40.51
11	PHERZAWAL	62	24.65	1	1.77	0	0	0	0	63	26.42
12	SENAPATI	444	216.08	127	88.04	0	0	0	0	571	304.12
13	TAMENGLONG	14	1.88	13	9.12	0	0	0	0	27	11
14	TENGNUPAL	1	0.58	4	0.74	0	0	0	0	5	1.32
15	THOUBAL	227	108.61	466	575.85	9	3.42	37	5.98	739	693.86
16	UKHRUL	140	97.5	44	13.48	0	0	0	0	184	110.98
<b>Grand</b>	<b>Total</b>	<b>11038</b>	<b>6691.36</b>	<b>2663</b>	<b>3139.68</b>	<b>66</b>	<b>148.35</b>	<b>326</b>	<b>168.81</b>	<b>14093</b>	<b>10148.2</b>

Bankwise Progress under MSME (PS) NPA OUTSTANDING Report of Manipur for the FY-2020-2021 as on date 31-12-2020													
(Amount in Rs. Lakhs)													
Sl No.	Bank Name	Micro No	Micro Amt	Small No	Small Amt	Medium No	Medium Amt	KVIC No	KVIC Amt	Other MSME No	Other MSME Amt	Tot MSME (PS) NPA No.	Tot MSME (PS) NPA Amt.
1	BOB	310	597.47	0	0	0	0	0	0	0	0	310	597.47
2	BOI	139	152.23	0	0	0	0	44	52.69	0	0	183	204.92
3	BOM	5	13.43	0	0	0	0	2	6.74	0	0	7	20.17
4	CAN	202	487.07	7	45.04	0	0	0	0	14	49.8	223	581.91
5	CBI	939	1612.05	6	106.46	0	0	0	0	0	0	945	1718.51
6	IND	85	168.6	1	51.25	0	0	0	0	0	0	86	219.85
7	IOB	16	39.7	0	0	0	0	21	49.74	0	0	37	89.44
8	PNB	955	1218.94	39	206.11	0	0	79	167.17	0	0	1073	1592.22
9	PSB	251	215.25	88	426.33	0	0	0	0	0	0	339	641.58
10	SBI	2058	2405.31	66	635.81	0	0	0	0	0	0	2124	3041.12
11	UCO	923	1589.62	15	82.46	0	0	23	57.08	0	0	961	1729.16
12	UNI	9	6.06	0	0	0	0	0	0	0	0	9	6.06
<b>Pub</b>	<b>Total</b>	<b>5892</b>	<b>8505.73</b>	<b>222</b>	<b>1553.46</b>	<b>0</b>	<b>0</b>	<b>169</b>	<b>333.42</b>	<b>14</b>	<b>49.8</b>	<b>6297</b>	<b>10442.41</b>
1	AXIS	0	0	0	0	0	0	0	0	0	0	0	0
2	BANDHAN	0	0	0	0	0	0	0	0	0	0	0	0
3	HDFC	20	48.04	1	6.78	0	0	0	0	0	0	21	54.82
4	ICICI	0	0	0	0	0	0	0	0	0	0	0	0
5	IDBI	11	37.75	0	0	0	0	0	0	0	0	11	37.75
6	INDUS	0	0	0	0	0	0	0	0	0	0	0	0
7	NESFB	2063	256.21	0	0	0	0	0	0	104	13.97	2167	270.18
8	YES	0	0	0	0	0	0	0	0	0	0	0	0
<b>Priv</b>	<b>Total</b>	<b>2094</b>	<b>342</b>	<b>1</b>	<b>6.78</b>	<b>0</b>	<b>0</b>	<b>0</b>	<b>0</b>	<b>104</b>	<b>13.97</b>	<b>2199</b>	<b>362.75</b>
1	MRB	2688	1948.72	0	0	0	0	0	0	0	0	2688	1948.72
<b>RRB</b>	<b>Total</b>	<b>2688</b>	<b>1948.72</b>	<b>0</b>	<b>0</b>	<b>0</b>	<b>0</b>	<b>0</b>	<b>0</b>	<b>0</b>	<b>0</b>	<b>2688</b>	<b>1948.72</b>
1	MSCB	515	522.46	0	0	0	0	0	0	131	256.25	646	778.71
<b>Grand</b>	<b>Total</b>	<b>11189</b>	<b>11318.91</b>	<b>223</b>	<b>1560.24</b>	<b>0</b>	<b>0</b>	<b>169</b>	<b>333.42</b>	<b>249</b>	<b>320.02</b>	<b>11830</b>	<b>13532.59</b>

Districtwise Progress under MSME (PS) NPA OUTSTANDINGS report of Manipur for the FY2020-2021 as on date 31-12-2020													
(Amount in Rs.Lakhs)													
Sl No.	District Name	Micro No	Micro Amt	Small No	Small Amt	Medium No	Medium Amt	KVIC No	KVIC Amt	Other MSME No	Other MSME Amt	Tot MSME (PS) NPA No.	Tot MSME (PS) NPA Amt.
1	BISHNUPUR	1240	1191.05	10	3.56	0	0	7	12.35	0	0	1257	1206.96
2	CHANDEL	170	212.74	0	0	0	0	0	0	0	0	170	212.74
3	CHURACHANDPUR	333	421.94	6	24.6	0	0	21	25.85	1	1.05	361	473.44
4	IMPHALEAST	2040	1962.34	81	458.34	0	0	29	61.71	14	0.73	2164	2483.12
5	IMPHALWEST	5060	4929	116	1012.83	0	0	53	111.65	233	318.23	5462	6371.71
6	JIRIBAM	1	0.26	1	1.68	0	0	7	16	0	0	9	17.94
7	KAKCHING	211	170.75	0	0	0	0	29	87.56	0	0	240	258.31
8	KAMJONG	0	0	0	0	0	0	0	0	0	0	0	0
9	KANGPOKPI	58	77.89	0	0	0	0	0	0	0	0	58	77.89
10	NONEY	78	34.19	0	0	0	0	0	0	0	0	78	34.19
11	PHERZAWAL	129	57.64	0	0	0	0	0	0	0	0	129	57.64
12	SENAPATI	468	671.1	1	7.63	0	0	2	2.56	0	0	471	681.29
13	TAMENGLONG	168	177.32	0	0	0	0	5	1.16	0	0	173	178.48
14	TENGNUPAL	169	154.03	0	0	0	0	0	0	0	0	169	154.03
15	THOUBAL	788	896.85	2	23.72	0	0	12	10.02	1	0.01	803	930.6
16	UKHRUL	276	361.81	6	27.88	0	0	4	4.56	0	0	286	394.25
<b>Grand</b>	<b>Total</b>	<b>11189</b>	<b>11318.91</b>	<b>223</b>	<b>1560.24</b>	<b>0</b>	<b>0</b>	<b>169</b>	<b>333.42</b>	<b>249</b>	<b>320.02</b>	<b>11830</b>	<b>13532.59</b>

Bankwise Progress under Other (Priority Sector) NPA OUTSTANDING Report of Manipur for the FY-2020-2021 as on date 31-12-2020															
(Amount in Rs. Lakhs)															
Sl No.	Bank Name	Export No	Export Amt	Education PS No	Education PS Amt	Housing PS No	Housing PS Amt	Social Infra No	Social Infra Amt	Renewable No	Renewable Amt	Other PS No	Other PS Amt	Tot Other (PS) NPA No.	Tot Other (PS) NPA Amt.
1	BOB	0	0	1	4.3	28	149.18	0	0	0	0	7	29.62	36	183.1
2	BOI	0	0	0	0	1	11.45	0	0	0	0	0	0	1	11.45
3	BOM	0	0	0	0	0	0	0	0	0	0	5	0.09	5	0.09
4	CAN	0	0	4	8.13	4	36.98	0	0	0	0	0	0	8	45.11
5	CBI	0	0	24	98.49	27	101.88	0	0	0	0	0	0	51	200.37
6	IND	0	0	1	3.16	0	0	0	0	0	0	0	0	1	3.16
7	IOB	0	0	1	3.43	0	0	0	0	0	0	0	0	1	3.43
8	PNB	0	0	25	70.46	34	94.23	0	0	0	0	186	191.05	245	355.74
9	PSB	0	0	1	9.33	9	51.25	0	0	0	0	2	7.46	12	68.04
10	SBI	0	0	19	61.64	7	12.65	1	0.13	1	13.76	0	0	28	88.18
11	UCO	0	0	7	23.6	14	94.99	0	0	0	0	17	62.16	38	180.75
12	UNI	0	0	0	0	0	0	0	0	0	0	0	0	0	0
<b>Pub</b>	<b>Total</b>	<b>0</b>	<b>0</b>	<b>83</b>	<b>282.54</b>	<b>124</b>	<b>552.61</b>	<b>1</b>	<b>0.13</b>	<b>1</b>	<b>13.76</b>	<b>217</b>	<b>290.38</b>	<b>426</b>	<b>1139.42</b>
1	AXIS	0	0	0	0	0	0	0	0	0	0	12	19.84	12	19.84
2	BANDHAN	0	0	0	0	0	0	0	0	0	0	0	0	0	0
3	HDFC	0	0	0	0	1	0.81	0	0	0	0	0	0	1	0.81
4	ICICI	0	0	0	0	0	0	0	0	0	0	0	0	0	0
5	IDBI	0	0	1	3.32	0	0	0	0	0	0	0	0	1	3.32
6	INDUS	0	0	0	0	0	0	0	0	0	0	0	0	0	0
7	NESFB	0	0	0	0	0	0	0	0	0	0	0	0	0	0
8	YES	0	0	0	0	0	0	0	0	0	0	0	0	0	0
<b>Priv</b>	<b>Total</b>	<b>0</b>	<b>0</b>	<b>1</b>	<b>3.32</b>	<b>1</b>	<b>0.81</b>	<b>0</b>	<b>0</b>	<b>0</b>	<b>0</b>	<b>12</b>	<b>19.84</b>	<b>14</b>	<b>23.97</b>
1	MRB	0	0	0	0	16	37.74	0	0	0	0	0	0	16	37.74
<b>RRB</b>	<b>Total</b>	<b>0</b>	<b>0</b>	<b>0</b>	<b>0</b>	<b>16</b>	<b>37.74</b>	<b>0</b>	<b>0</b>	<b>0</b>	<b>0</b>	<b>0</b>	<b>0</b>	<b>16</b>	<b>37.74</b>
1	MSCB	0	0	0	0	35	139.97	0	0	0	0	210	132.2	245	272.17
<b>Grand</b>	<b>Total</b>	<b>0</b>	<b>0</b>	<b>84</b>	<b>285.86</b>	<b>176</b>	<b>731.13</b>	<b>1</b>	<b>0.13</b>	<b>1</b>	<b>13.76</b>	<b>439</b>	<b>442.42</b>	<b>701</b>	<b>1473.3</b>

Districtwise Progress under Other (Priority Sector) NPA OUTSTANDING report of Manipur for the FY2020-2021 as on date 31-12-2020															
(Amount in Rs.Lakhs)															
Sl No.	District Name	Export No	Export Amt	Education PS No	Education PS Amt	Housing PS No	Housing PS Amt	Social Infra No	Social Infra Amt	Renewable No	Renewable Amt	Other PS No	Other PS Amt	Tot Other (PS) NPA No.	Tot Other (PS) NPA Amt.
1	BISHNUPUR	0	0	5	14.41	7	38.21	0	0	0	0	55	12.42	67	65.04
2	CHANDEL	0	0	2	3.51	0	0	0	0	0	0	2	0.6	4	4.11
3	CHURACHANDPUR	0	0	4	6.85	17	97.21	1	0.13	0	0	47	48.56	69	152.75
4	IMPHALEAST	0	0	10	52.24	33	175.62	0	0	1	13.76	19	23.4	63	265.02
5	IMPHALWEST	0	0	56	182.99	108	365.61	0	0	0	0	212	259.59	376	808.19
6	JIRIBAM	0	0	0	0	0	0	0	0	0	0	4	1.2	4	1.2
7	KAKCHING	0	0	0	0	1	5.2	0	0	0	0	4	3.12	5	8.32
8	KAMJONG	0	0	0	0	0	0	0	0	0	0	0	0	0	0
9	KANGPOKPI	0	0	0	0	2	17.81	0	0	0	0	1	0	3	17.81
10	NONEY	0	0	0	0	0	0	0	0	0	0	0	0	0	0
11	PHERZAWAL	0	0	0	0	1	0.95	0	0	0	0	0	0	1	0.95
12	SENAPATI	0	0	5	18.57	3	3.39	0	0	0	0	1	0	9	21.96
13	TAMENGLONG	0	0	0	0	0	0	0	0	0	0	12	13	12	13
14	TENGOUPAL	0	0	0	0	0	0	0	0	0	0	1	0.03	1	0.03
15	THOUBAL	0	0	2	7.29	4	27.13	0	0	0	0	73	74.88	79	109.3
16	UKHRUL	0	0	0	0	0	0	0	0	0	0	8	5.62	8	5.62
<b>Grand</b>	<b>Total</b>	<b>0</b>	<b>0</b>	<b>84</b>	<b>285.86</b>	<b>176</b>	<b>731.13</b>	<b>1</b>	<b>0.13</b>	<b>1</b>	<b>13.76</b>	<b>439</b>	<b>442.42</b>	<b>701</b>	<b>1473.3</b>

Bankwise Progress under Non Priority Sector (NPS) NPA OUTSTANDING Report of Manipur for the FY-2020-2021 as on date 31-12-2020													
(Amount in Rs. Lakhs)													
SI No.	Bank Name	Agri NPS No	Agri NPS Amt	Education NPS No	Education NPS Amt	Housing NPS No	Housing NPS Amt	Personal Loan No	Personal Loan Amt	Other NPS No	Other NPS Amt	Tot Non Prio Sec NPA No.	Tot Non Prio Sec NPA Amt.
1	BOB	0	0	0	0	0	0	8	14.46	69	159.23	77	173.69
2	BOI	0	0	0	0	0	0	0	0	1	6.27	1	6.27
3	BOM	0	0	0	0	0	0	0	0	1	7.34	1	7.34
4	CAN	0	0	0	0	4	36.98	34	105.68	43	153.38	81	296.04
5	CBI	0	0	0	0	0	0	15	39.77	41	42.72	56	82.49
6	IND	0	0	0	0	0	0	0	0	16	45.68	16	45.68
7	IJB	0	0	0	0	0	0	7	7.02	4	11.55	11	18.57
8	PNB	0	0	1	4.77	3	6.89	145	186.07	54	139.89	203	337.62
9	PSB	0	0	1	8.22	0	0	16	2.87	8	6.95	25	18.04
10	SBI	2	393.28	0	0	0	0	4	8.29	0	0	6	401.57
11	UCO	0	0	0	0	2	67.72	44	39.85	22	42.89	68	150.46
12	UNI	0	0	0	0	0	0	2	10.55	1	0.01	3	10.56
<b>Pub</b>	<b>Total</b>	<b>2</b>	<b>393.28</b>	<b>2</b>	<b>12.99</b>	<b>9</b>	<b>111.59</b>	<b>275</b>	<b>414.56</b>	<b>260</b>	<b>615.91</b>	<b>548</b>	<b>1548.33</b>
1	AXIS	0	0	0	0	0	0	0	0	0	0	0	0
2	BANDHAN	0	0	0	0	0	0	0	0	0	0	0	0
3	HDFC	0	0	0	0	0	0	5	6	134	110.76	139	116.76
4	ICICI	0	0	0	0	0	0	0	0	0	0	0	0
5	IDBI	0	0	0	0	0	0	0	0	1058	506.3	1058	506.3
6	INDUS	0	0	0	0	0	0	0	0	0	0	0	0
7	NESFB	0	0	0	0	0	0	0	0	0	0	0	0
8	YES	0	0	0	0	0	0	0	0	0	0	0	0
<b>Priv</b>	<b>Total</b>	<b>0</b>	<b>0</b>	<b>0</b>	<b>0</b>	<b>0</b>	<b>0</b>	<b>5</b>	<b>6</b>	<b>1192</b>	<b>617.06</b>	<b>1197</b>	<b>623.06</b>
1	MRB	0	0	0	0	0	0	34	32.2	7	2.94	41	35.14
<b>RRB</b>	<b>Total</b>	<b>0</b>	<b>0</b>	<b>0</b>	<b>0</b>	<b>0</b>	<b>0</b>	<b>34</b>	<b>32.2</b>	<b>7</b>	<b>2.94</b>	<b>41</b>	<b>35.14</b>
1	MSCB	51	90.55	0	0	0	0	224	335.04	411	178.21	686	603.8
<b>Grand</b>	<b>Total</b>	<b>53</b>	<b>483.83</b>	<b>2</b>	<b>12.99</b>	<b>9</b>	<b>111.59</b>	<b>538</b>	<b>787.8</b>	<b>1870</b>	<b>1414.12</b>	<b>2472</b>	<b>2810.33</b>

Districtwise Progress under Non Priority Sector (NPS) NPA OUTSTANDING report of Manipur for the FY2020-2021 as on date 31-12-2020													
(Amount in Rs.Lakhs)													
Sl No.	District Name	Agri NPS No	Agri NPS Amt	Education NPS No	Education NPS Amt	Housing NPS No	Housing NPS Amt	Personal Loan No	Personal Loan Amt	Other NPS No	Other NPS Amt	Tot Non Prio Sec NPA No.	Tot Non Prio Sec NPA Amt.
1	BISHNUPUR	0	0	0	0	1	0.44	91	68.84	43	89.7	135	158.98
2	CHANDEL	0	0	0	0	0	0	2	2.57	1	0.02	3	2.59
3	CHURACHANDPUR	0	0	0	0	3	32.93	42	75.81	64	124.18	109	232.92
4	IMPHALEAST	0	0	1	8.22	0	0	51	114.22	85	81.94	137	204.38
5	IMPHALWEST	2	393.28	1	4.77	4	75.02	261	383.33	1513	964.48	1781	1820.88
6	JIRIBAM	0	0	0	0	1	3.2	0	0	2	1.5	3	4.7
7	KAKCHING	0	0	0	0	0	0	11	13.24	36	15.12	47	28.36
8	KAMJONG	0	0	0	0	0	0	0	0	0	0	0	0
9	KANGPOKPI	0	0	0	0	0	0	0	0	0	0	0	0
10	NONEY	0	0	0	0	0	0	18	13.21	1	1.3	19	14.51
11	PHERZAWAL	0	0	0	0	0	0	0	0	0	0	0	0
12	SENAPATI	0	0	0	0	0	0	2	3.6	2	1.91	4	5.51
13	TAMENGLONG	0	0	0	0	0	0	11	9.84	6	1.55	17	11.39
14	TENGNOUNPAL	0	0	0	0	0	0	0	0	0	0	0	0
15	THOUBAL	51	90.55	0	0	0	0	47	99.44	115	129.6	213	319.59
16	UKHRUL	0	0	0	0	0	0	2	3.7	2	2.82	4	6.52
<b>Grand</b>	<b>Total</b>	<b>53</b>	<b>483.83</b>	<b>2</b>	<b>12.99</b>	<b>9</b>	<b>111.59</b>	<b>538</b>	<b>787.8</b>	<b>1870</b>	<b>1414.12</b>	<b>2472</b>	<b>2810.33</b>

<b>Bank wise Progress under Priority Sector ACP Target Report of Manipur in the FY-2020-2021 as on date 31-12-2020 (Amt in Lakhs)</b>								
<b>Bank Name</b>	<b>Agriculture Priority</b>		<b>MSME Priority</b>		<b>Other Priority Sector</b>		<b>Total Priority Sector</b>	
	<b>Target no</b>	<b>Target Amt</b>	<b>Target no</b>	<b>Target Amt</b>	<b>Target no</b>	<b>Target Amt</b>	<b>Target no</b>	<b>Target Amt</b>
BOB	2093	1732.26	552	2100.83	317	1684.75	2962	5517.84
BOI	792	777.23	243	725.43	122	829.77	1157	2332.43
BOM	197	282	30	110	16	62	243	454
CAN	831	1028	283	812	115	700	1229	2540
CBI	2354	1853.18	422	1348.46	166	1347.84	2942	4549.48
IND	933	760.76	181	814.85	162	723.08	1276	2298.69
IOB	645	634.24	268	622.15	90	530.77	1003	1787.16
PNB	10944	12060.48	2582	8224.2	937	6671.52	14463	26956.2
PSB	1335	872	289	1154	214	1027	1838	3053
SBI	22617	23601.95	5884	20297.5	2700	20088.35	31201	63987.8
UCO	5556	5039.96	759	2076	312	1807.85	6627	8923.81
UNI	197	282	33	120	16	63	246	465
<b>Pub Total</b>	<b>48494</b>	<b>48924.06</b>	<b>11526</b>	<b>38405.42</b>	<b>5167</b>	<b>35535.93</b>	<b>65187</b>	<b>122865.41</b>
AXIS	4428	3784.03	860	5730.25	414	2145.77	5702	11660.05
BANDHAN	292	552	1266	2705	44	148	1602	3405
HDFC	2626	2235.56	608	1844.18	198	1726.74	3432	5806.48
ICICI	2768	1792	314	1116	175	856	3257	3764
IDBI	347	415	211	470	42	236	600	1121
INDUS	81	117	34	120	16	69	131	306
NESFB	198	122	19	95	29	68.93	246	285.93
YES	81	118	52	160	20	113	153	391
<b>Pvt Total</b>	<b>10821</b>	<b>9135.59</b>	<b>3364</b>	<b>12240.43</b>	<b>938</b>	<b>5363.44</b>	<b>15123</b>	<b>26739.46</b>
MRB	7824	5388	1061	2677	273	1263.86	9158	9328.86
<b>RRB Total</b>	<b>7824</b>	<b>5388</b>	<b>1061</b>	<b>2677</b>	<b>273</b>	<b>1263.86</b>	<b>9158</b>	<b>9328.86</b>
MSCB	2695	2627.29	606	1322.48	176	876.89	3477	4826.66
<b>Grand Total</b>	<b>69834</b>	<b>66074.94</b>	<b>16557</b>	<b>54645.33</b>	<b>6554</b>	<b>43040.12</b>	<b>92945</b>	<b>163760.39</b>



**Bank wise Progress under Priority Sector ACP PERFORMANCE Report of Manipur in the FY-2020-2021 as on date 31-12-2020**  
(Amt in Lakhs)

Bank Name	Agriculture Priority					MSME Priority					Other Priority Sector					Total Priority Sector				
	Target no	Target Amt	Ach No	Ach Amt	Ach %	Target no	Target Amt	Ach No	Ach Amt	Ach %	Target no	Target Amt	Ach No	Ach Amt	Ach %	Target no	Target Amt	Ach No	Ach Amt	Ach %
BOB	2093	1732.26	788	1289.8	74	552	2100.83	990	1916.66	91	317	1684.75	1	10.65	1	2962	5517.84	1779	3217.1	58
BOI	792	777.23	485	780.12	100	243	725.43	598	728.05	100	122	829.77	224	2757.38	332	1157	2332.43	1307	4265.6	183
BOM	197	282	0	0	0	30	110	171	665.77	605	16	62	283	24	39	243	454	454	689.77	152
CAN	831	1028	27	16.11	2	283	812	437	498.42	61	115	700	47	96.47	14	1229	2540	511	611	24
CBI	2354	1853.18	165	102.21	6	422	1348.46	702	897.7	67	166	1347.84	3	49.5	4	2942	4549.48	870	1049.4	23
IND	933	760.76	211	165.79	22	181	814.85	623	1384.27	170	162	723.08	6	13.21	2	1276	2298.69	840	1563.3	68
IOB	645	634.24	25	24.79	4	268	622.15	37	965.39	155	90	530.77	5	126	24	1003	1787.16	67	1116.2	62
PNB	10944	12060.48	448	828.2	7	2582	8224.2	1465	2267.03	28	937	6671.52	56	657.82	10	14463	26956.2	1969	3753.1	14
PSB	1335	872	23	12.87	1	289	1154	327	391.41	34	214	1027	10	64.78	6	1838	3053	360	469.06	15
SBI	22617	23601.95	1207	1564.2	7	5884	20297.5	7161	18900.1	93	2700	20088.35	763	2123.26	11	31201	63987.8	9131	22588	35
UCO	5556	5039.96	258	238.74	5	759	2076	1225	1208.24	58	312	1807.85	565	681.75	38	6627	8923.81	2048	2128.7	24
UNI	197	282	6	37.03	13	33	120	33	147.66	123	16	63	0	0	0	246	465	39	184.69	40
<b>Pub Total</b>	<b>48494</b>	<b>48924.06</b>	<b>3643</b>	<b>5059.8</b>	<b>10</b>	<b>11526</b>	<b>38405.4</b>	<b>13769</b>	<b>29970.7</b>	<b>78</b>	<b>5167</b>	<b>35535.93</b>	<b>1963</b>	<b>6604.82</b>	<b>19</b>	<b>65187</b>	<b>122865.4</b>	<b>19375</b>	<b>41635</b>	<b>34</b>
AXIS	4428	3784.03	1245	2038	54	860	5730.25	11	607.95	11	414	2145.77	1453	1020.3	48	5702	11660.05	2709	3666.2	31
BANDHAN	292	552	1374	1581.1	286	1266	2705	9747	3790.93	140	44	148	11121	4443.69	3002	1602	3405	22242	9815.7	288
HDFC	2626	2235.56	368	840.36	38	608	1844.18	1213	2144.73	116	198	1726.74	296	382.63	22	3432	5806.48	1877	3367.7	58
ICICI	2768	1792	2633	3427.8	191	314	1116	11	555.8	50	175	856	0	0	0	3257	3764	2644	3983.6	106
IDBI	347	415	53	57.92	14	211	470	227	1403.78	299	42	236	39	281.94	119	600	1121	319	1743.6	156
INDUS	81	117	0	0	0	34	120	19	403.94	337	16	69	0	0	0	131	306	19	403.94	132
NESFB	198	122	15	10.85	9	19	95	492	459.87	484	29	68.93	0	0	0	246	285.93	507	470.72	165
YES	81	118	0	0	0	52	160	2	70	44	20	113	0	0	0	153	391	2	70	18
<b>Pvt Total</b>	<b>10821</b>	<b>9135.59</b>	<b>5688</b>	<b>7955.9</b>	<b>87</b>	<b>3364</b>	<b>12240.4</b>	<b>11722</b>	<b>9437</b>	<b>77</b>	<b>938</b>	<b>5363.44</b>	<b>12909</b>	<b>6128.56</b>	<b>114</b>	<b>15123</b>	<b>26739.46</b>	<b>30319</b>	<b>23522</b>	<b>88</b>
MRB	7824	5388	1737	1134.1	21	1061	2677	2236	1529.2	57	273	1263.86	4	59.67	5	9158	9328.86	3977	2722.9	29
<b>RRB Total</b>	<b>7824</b>	<b>5388</b>	<b>1737</b>	<b>1134.1</b>	<b>21</b>	<b>1061</b>	<b>2677</b>	<b>2236</b>	<b>1529.2</b>	<b>57</b>	<b>273</b>	<b>1263.86</b>	<b>4</b>	<b>59.67</b>	<b>5</b>	<b>9158</b>	<b>9328.86</b>	<b>3977</b>	<b>2722.9</b>	<b>29</b>
MSCB	2695	2627.29	908	726.92	28	606	1322.48	67	192.55	15	176	876.89	6	86.25	10	3477	4826.66	981	1005.7	21
<b>Grand Total</b>	<b>69834</b>	<b>66074.94</b>	<b>11976</b>	<b>14877</b>	<b>23</b>	<b>16557</b>	<b>54645.3</b>	<b>27794</b>	<b>41129.5</b>	<b>75</b>	<b>6554</b>	<b>43040.12</b>	<b>14882</b>	<b>12879.3</b>	<b>30</b>	<b>92945</b>	<b>163760.4</b>	<b>54652</b>	<b>68886</b>	<b>42</b>

Bankwise Progress under ACP DISBURSEMENT AGRI (PS) Report of Manipur during the FY-2020-2021 as on date 31-12-2020																							
(Amount in Rs. Lakhs)																							
Sl No.	Bank Name	Crop Loan		Farm Credit Others		Forestry and wasteland Dev.		Water Resource		Farm mechanization		Plantation & horticulture		Animal Husbandry		Fishery		Agri. Infrastructure		Ancillary Activities		Tot Agri (PS) Disb	
		No	Amt	No	Amt	No	Amt	No	Amt	No	Amt	No	Amt	No	Amt	No	Amt	No	Amt	No	Amt	No	Amt
1	BOB	133	279.52	592	884.19	0	0	0	0	6	28.5	0	0	44	76.15	5	11.45	0	0	8	10	788	1289.81
2	BOI	172	52.06	0	0	0	0	0	0	0	0	0	0	306	700.8	3	23.67	0	0	4	3.59	485	780.12
3	BOM	0	0	0	0	0	0	0	0	0	0	0	0	0	0	0	0	0	0	0	0	0	0
4	CAN	27	16.11	0	0	0	0	0	0	0	0	0	0	0	0	0	0	0	0	0	0	27	16.11
5	CBI	62	29.3	78	31.91	0	0	0	0	0	0	0	0	22	25.7	2	3.2	0	0	1	12.1	165	102.21
6	IND	200	126.29	4	22	0	0	0	0	0	0	0	0	0	0	2	2	0	0	5	15.5	211	165.79
7	IOB	18	11.79	0	0	0	0	0	0	1	4	1	1.5	4	6	0	0	0	0	1	1.5	25	24.79
8	PNB	144	149.9	87	165.3	0	0	0	0	0	0	0	0	0	0	0	0	0	0	217	513	448	828.2
9	PSB	2	0.15	0	0	0	0	0	0	0	0	0	0	0	0	0	0	0	0	21	12.72	23	12.87
10	SBI	678	370.88	459	935.98	0	0	0	0	9	21.13	0	0	2	1.8	54	7.43	0	0	5	226.95	1207	1564.17
11	UCO	142	167.94	113	61.3	0	0	0	0	0	0	0	0	0	0	0	0	1	7	2	2.5	258	238.74
12	UNI	1	1.25	0	0	0	0	0	0	1	7.33	0	0	3	1.65	0	0	0	0	1	26.8	6	37.03
<b>Public</b>	<b>Total</b>	<b>1579</b>	<b>1205.19</b>	<b>1333</b>	<b>2100.68</b>	<b>0</b>	<b>0</b>	<b>0</b>	<b>0</b>	<b>17</b>	<b>60.96</b>	<b>1</b>	<b>1.5</b>	<b>381</b>	<b>812.1</b>	<b>66</b>	<b>47.75</b>	<b>1</b>	<b>7</b>	<b>265</b>	<b>824.66</b>	<b>3643</b>	<b>5059.84</b>
1	AXIS	1245	2037.96	0	0	0	0	0	0	0	0	0	0	0	0	0	0	0	0	0	0	1245	2037.96
2	BANDHAN	0	0	1045	548.18	0	0	0	0	0	0	0	0	0	0	0	0	3	1.4	326	1031.5	1374	1581.08
3	HDFC	183	556.52	181	242.11	0	0	0	0	3	21.81	0	0	0	0	0	0	0	0	1	19.92	368	840.36
4	ICICI	1	1.03	2632	3426.74	0	0	0	0	0	0	0	0	0	0	0	0	0	0	0	0	2633	3427.77
5	IDBI	31	3.1	10	26.8	0	0	10	26.8	0	0	0	0	0	0	0	0	0	0	2	1.22	53	57.92
6	INDUS	0	0	0	0	0	0	0	0	0	0	0	0	0	0	0	0	0	0	0	0	0	0
7	NESFB	0	0	0	0	0	0	0	0	0	0	0	0	15	10.85	0	0	0	0	0	0	15	10.85
8	YES	0	0	0	0	0	0	0	0	0	0	0	0	0	0	0	0	0	0	0	0	0	0
<b>Private</b>	<b>Total</b>	<b>1460</b>	<b>2598.61</b>	<b>3868</b>	<b>4243.83</b>	<b>0</b>	<b>0</b>	<b>10</b>	<b>26.8</b>	<b>3</b>	<b>21.81</b>	<b>0</b>	<b>0</b>	<b>15</b>	<b>10.85</b>	<b>0</b>	<b>0</b>	<b>3</b>	<b>1.4</b>	<b>329</b>	<b>1052.64</b>	<b>5688</b>	<b>7955.94</b>
1	MRB	1289	620.93	10	19.2	0	0	0	0	0	0	0	0	161	248.65	21	42.74	1	7.31	255	195.24	1737	1134.07
<b>RRB</b>	<b>Total</b>	<b>1289</b>	<b>620.93</b>	<b>10</b>	<b>19.2</b>	<b>0</b>	<b>0</b>	<b>0</b>	<b>0</b>	<b>0</b>	<b>0</b>	<b>0</b>	<b>0</b>	<b>161</b>	<b>248.65</b>	<b>21</b>	<b>42.74</b>	<b>1</b>	<b>7.31</b>	<b>255</b>	<b>195.24</b>	<b>1737</b>	<b>1134.07</b>
1	MSCB	359	197.78	3	6.32	0	0	0	0	0	0	3	1.5	448	319.27	95	202.05	0	0	0	0	908	726.92
<b>Grand</b>	<b>Total</b>	<b>4687</b>	<b>4622.51</b>	<b>5214</b>	<b>6370.03</b>	<b>0</b>	<b>0</b>	<b>10</b>	<b>26.8</b>	<b>20</b>	<b>82.77</b>	<b>4</b>	<b>3</b>	<b>1005</b>	<b>1390.87</b>	<b>182</b>	<b>292.54</b>	<b>5</b>	<b>15.71</b>	<b>849</b>	<b>2072.54</b>	<b>11976</b>	<b>14876.77</b>

## Districtwise Progress under ACP DISBURSEMENT(AGRI PS) Report of Manipur during the FY2020-2021 as on date 31-12-2020

(Amount in Rs.Lakhs)

Sl No.	District Name	Crop Loan A/C	Crop Loan Amt	Forestry and wasteland Dev. A/C Nos	Forestry and wasteland Dev. Amt	Water Resource A/C Nos	Water Resource Amount	Farm mechanization A/C Nos	Farm mechanization Amount	Plantation & horticulture A/C Nos	Plantation & horticulture Amount	Animal Husbandry A/C Nos	Animal Husbandry Amount	Fishery A/C Nos	Fishery Amount	Farm Credit Others A/C Nos	Farm Credit Others Amount	Agri. Infrastructu re Ac	Agri. Infrastructu re Amt	Ancillary Activities Ac	Ancillary Activities Amt	Tot Agri (PS) Disb No.	Tot Agri (PS) Disb Amt
1	BISHNUPUR	964	1034.08	0	0	0	0	0	0	0	0	20	66.69	69	130.49	371	326.14	0	0	9	25.07	1433	1582.47
2	CHANDEL	27	13.64	0	0	0	0	2	0.18	0	0	0	0	0	0	6	0.68	0	0	0	0	35	14.5
3	CHURACHANDPUR	951	647.55	0	0	9	26.79	2	8.19	0	0	71	60.26	0	0	164	116.48	0	0	31	41.5	1228	900.77
4	IMPHALEAST	333	498.45	0	0	0	0	5	27.3	0	0	92	152.85	12	22.08	1309	1511.11	2	7.56	138	411.98	1891	2631.33
5	IMPHALWEST	406	559.43	0	0	1	0.01	3	18.93	1	1.5	476	766.74	40	79.88	2437	3483.12	0	0	439	1032.25	3803	5941.86
6	JIRIBAM	0	0	0	0	0	0	0	0	0	0	0	0	0	0	93	43.7	1	0.7	73	283.5	167	327.9
7	KAKCHING	139	76.85	0	0	0	0	0	0	0	0	138	43.91	51	19.25	353	328.88	1	0.45	18	60.15	700	529.49
8	KAMJONG	0	0	0	0	0	0	0	0	0	0	0	0	0	0	0	0	0	0	0	0	0	0
9	KANGPOKPI	307	144.44	0	0	0	0	5	24	0	0	23	39.79	4	10.04	31	40.6	0	0	0	0	370	258.87
10	NONEY	128	93.42	0	0	0	0	0	0	0	0	14	17.14	0	0	1	2	0	0	20	17.76	163	130.32
11	PHERZAWAL	4	1.83	0	0	0	0	0	0	0	0	0	0	0	0	0	0	0	0	0	0	4	1.83
12	SENAPATI	380	193.04	0	0	0	0	0	0	0	0	0	0	0	0	35	12.38	0	0	16	40.16	431	245.58
13	TAMENGLONG	0	0	0	0	0	0	0	0	0	0	0	0	0	0	0	0	0	0	25	40	25	40
14	TENGNUPAL	71	129.74	0	0	0	0	1	0.02	0	0	14	8.79	0	0	32	93.52	0	0	15	31	133	263.07
15	THOUBAL	905	1164.24	0	0	0	0	2	4.15	3	1.5	132	202.1	6	30.8	376	403.22	0	0	34	48.67	1458	1854.68
16	UKHRUL	72	65.8	0	0	0	0	0	0	0	0	25	32.6	0	0	6	8.2	1	7	31	40.5	135	154.1
<b>Grand</b>	<b>Total</b>	<b>4687</b>	<b>4622.51</b>	<b>0</b>	<b>0</b>	<b>10</b>	<b>26.8</b>	<b>20</b>	<b>82.77</b>	<b>4</b>	<b>3</b>	<b>1005</b>	<b>1390.87</b>	<b>182</b>	<b>292.54</b>	<b>5214</b>	<b>6370.03</b>	<b>5</b>	<b>15.71</b>	<b>849</b>	<b>2072.54</b>	<b>11976</b>	<b>14876.77</b>

Bankwise Progress under ACP DISBURSEMENT(MSME) Report of Manipur during the FY-2020-2021 as on date 31-12-2020																					
(Amount in Rs. Lakhs)																					
SI No.	Bank Name	Micro TL		Micro WC		Small TL		Small WC		Medium TL		Medium WC		KVIC TL		KVIC WC		Others under MSMEs		Tot MSME (PS) Disb.	
		No	Amt	No	Amt	No	Amt	No	Amt	No	Amt	No	Amt	No	Amt	No	Amt	No	Amt	No	Amt
1	BOB	894	1466.41	37	231.15	0	0	2	101.75	0	0	0	0	7	45.79	0	0	50	71.56	990	1916.66
2	BOI	525	558.43	21	89.02	0	0	0	0	0	0	0	0	49	78.35	3	2.25	0	0	598	728.05
3	BOM	50	9.1	1	2	1	10	4	60	3	376	1	50	0	0	0	0	111	158.67	171	665.77
4	CAN	417	447.47	0	0	11	23.54	0	0	4	12.5	0	0	0	0	0	0	5	14.91	437	498.42
5	CBI	702	897.7	0	0	0	0	0	0	0	0	0	0	0	0	0	0	0	0	702	897.7
6	IND	455	506.61	102	488.86	3	38.84	3	76	0	0	0	0	23	147.18	37	126.78	0	0	623	1384.27
7	IOB	31	897.49	1	20	0	0	0	0	0	0	0	0	5	47.9	0	0	0	0	37	965.39
8	PNB	550	856.78	183	275.25	30	489	0	0	0	0	0	0	2	15	0	0	700	631	1465	2267.03
9	PSB	286	240.03	15	145.12	26	6.26	0	0	0	0	0	0	0	0	0	0	0	0	327	391.41
10	SBI	4842	4044.35	1612	1347.96	513	8256.74	165	2743.62	23	1948.8	6	558.64	0	0	0	0	0	0	7161	18900.11
11	UCO	1213	1015.86	0	0	6	191	0	0	0	0	0	0	6	1.38	0	0	0	0	1225	1208.24
12	UNI	28	40.44	2	34.31	1	10.48	1	50.03	1	12.4	0	0	0	0	0	0	0	0	33	147.66
<b>Public</b>	<b>Total</b>	<b>9993</b>	<b>10980.7</b>	<b>1974</b>	<b>2633.67</b>	<b>591</b>	<b>9025.86</b>	<b>175</b>	<b>3031.4</b>	<b>31</b>	<b>2349.7</b>	<b>7</b>	<b>608.64</b>	<b>92</b>	<b>335.6</b>	<b>40</b>	<b>129.03</b>	<b>866</b>	<b>876.14</b>	<b>13769</b>	<b>29970.71</b>
1	AXIS	0	0	0	0	0	0	0	0	11	607.95	0	0	0	0	0	0	0	0	11	607.95
2	BANDHAN	9747	3790.93	0	0	0	0	0	0	0	0	0	0	0	0	0	0	0	0	9747	3790.93
3	HDFC	1132	742.09	13	315.4	54	487.88	6	462.38	8	136.98	0	0	0	0	0	0	0	0	1213	2144.73
4	ICICI	0	0	0	0	0	0	0	0	0	0	0	0	0	0	0	0	11	555.8	11	555.8
5	IDBI	117	181.44	107	1222.04	0	0	0	0	0	0	0	0	0	0	3	0.3	0	0	227	1403.78
6	INDUS	2	2.32	4	27.52	2	60	11	314.1	0	0	0	0	0	0	0	0	0	0	19	403.94
7	NESFB	199	146.65	0	0	0	0	0	0	0	0	0	0	0	0	0	0	293	313.22	492	459.87
8	YES	0	0	2	70	0	0	0	0	0	0	0	0	0	0	0	0	0	0	2	70
<b>Private</b>	<b>Total</b>	<b>11197</b>	<b>4863.43</b>	<b>126</b>	<b>1634.96</b>	<b>56</b>	<b>547.88</b>	<b>17</b>	<b>776.48</b>	<b>19</b>	<b>744.93</b>	<b>0</b>	<b>0</b>	<b>0</b>	<b>0</b>	<b>3</b>	<b>0.3</b>	<b>304</b>	<b>869.02</b>	<b>11722</b>	<b>9437</b>
1	MRB	2170	1342.2	66	187	0	0	0	0	0	0	0	0	0	0	0	0	0	0	2236	1529.2
<b>RRB</b>	<b>Total</b>	<b>2170</b>	<b>1342.2</b>	<b>66</b>	<b>187</b>	<b>0</b>	<b>0</b>	<b>0</b>	<b>0</b>	<b>0</b>	<b>0</b>	<b>0</b>	<b>0</b>	<b>0</b>	<b>0</b>	<b>0</b>	<b>0</b>	<b>0</b>	<b>0</b>	<b>2236</b>	<b>1529.2</b>
1	MSCB	67	192.55	0	0	0	0	0	0	0	0	0	0	0	0	0	0	0	0	67	192.55
<b>Grand</b>	<b>Total</b>	<b>23427</b>	<b>17378.9</b>	<b>2166</b>	<b>4455.63</b>	<b>647</b>	<b>9573.74</b>	<b>192</b>	<b>3807.88</b>	<b>50</b>	<b>3094.63</b>	<b>7</b>	<b>608.64</b>	<b>92</b>	<b>335.6</b>	<b>43</b>	<b>129.33</b>	<b>1170</b>	<b>1745.16</b>	<b>27794</b>	<b>41129.46</b>

District wise ACP DISBURSEMENT(MSME) report of Manipur during the FY2020-2021 as on date 31-12-2020																					
(Amount in Rs.Lakhs)																					
Sl No.	District Name	Micro TL A/C	Micro TL Amt	Micro WC A/C	Micro WC Amt	Small TL A/C	Small TL Amt	Small WC A/C	Small WC Amt	Medium TL A/C	Medium TL Amt	Medium WC A/C	Medium WC Amt	KVIC TL A/C	KVIC TL Amt	KVIC WC A/C	KVIC WC Amt	Others under MSMEs A/C	Others under MSMEs Amt	Tot MSME (PS) Disb No.	Tot MSME (PS) Disb Amt
1	BISHNUPUR	2688	1450.98	163	124.89	6	60.69	0	15.23	2	1.48	0	0	1	0.31	0	0	20	15	2880	1668.58
2	CHANDEL	208	66	54	13.26	1	3.18	0	0	0	0	0	0	0	0	0	0	0	0	263	82.44
3	CHURACHANDPUR	839	968.77	171	477.49	25	234.66	6	60.86	0	0	0	0	7	16.07	0	0	38	12.62	1086	1770.47
4	IMPHALEAST	4735	2752.26	354	332.41	102	1615.25	20	473.31	5	301.78	0	0	16	58.27	19	74.61	154	44.55	5405	5652.44
5	IMPHALWEST	5760	6866.66	766	2668.61	406	6953.51	139	3033.93	41	2683.37	7	608.64	29	55.96	17	38.6	727	1534.66	7892	24443.94
6	JIRIBAM	1552	785.68	0	0	4	6	0	0	0	0	0	0	0	0	0	0	25	15	1581	806.68
7	KAKCHING	2858	1499.21	191	281.03	32	281.6	12	108.92	0	0	0	0	4	19.25	3	4.12	35	30	3135	2224.13
8	KAMJONG	41	5.3	14	1.77	0	0	0	0	0	0	0	0	0	0	0	0	0	0	55	7.07
9	KANGPOKPI	215	323.74	31	65.39	4	2.93	0	0	0	0	0	0	14	121.36	4	12	10	6.83	278	532.25
10	NONEY	77	87.89	7	7.1	0	0	0	0	0	0	0	0	0	0	0	0	0	0	84	94.99
11	PHERZAWAL	6	1.33	2	0.44	0	0	0	0	0	0	0	0	0	0	0	0	0	0	8	1.77
12	SENAPATI	549	579.83	98	68.47	41	237.56	11	63.34	0	0	0	0	3	6.64	0	0	115	15	817	970.84
13	TAMENGLONG	90	98.69	13	28	1	0.85	0	0	0	0	0	0	0	0	0	0	5	20	109	147.54
14	TENGOUPAL	271	153.63	61	50.23	1	3.5	0	0	0	0	0	0	0	0	0	0	6	6.5	339	213.86
15	THOUBAL	3294	1488.29	225	331.12	20	149.01	4	52.29	2	108	0	0	18	57.74	0	0	20	30	3583	2216.45
16	UKHRUL	244	250.59	16	5.42	4	25	0	0	0	0	0	0	0	0	0	0	15	15	279	296.01
<b>Grand</b>	<b>Total</b>	<b>23427</b>	<b>17378.85</b>	<b>2166</b>	<b>4455.63</b>	<b>647</b>	<b>9573.74</b>	<b>192</b>	<b>3807.88</b>	<b>50</b>	<b>3094.63</b>	<b>7</b>	<b>608.64</b>	<b>92</b>	<b>335.6</b>	<b>43</b>	<b>129.33</b>	<b>1170</b>	<b>1745.16</b>	<b>27794</b>	<b>41129.46</b>

<b>Bankwise Progress under ACP DISBURSEMENT(OTHER PS) Report of Manipur during the FY-2020-2021 as on date 31-12-2020</b>															
<b>(Amount in Rs. Lakhs)</b>															
SI No.	Bank Name	Export Credit		Education (PS)		Housing (PS)		Social Infrastructure		Renewable Energy		Informal Credit		Total Other PS Disb	
		No	Amt	No	Amt	No	Amt	No	Amt	No	Amt	No	Amt	No	Amt
1	BOB	0	0	0	0	0	0	0	0	1	10.65	0	0	1	10.65
2	BOI	0	0	18	57.92	206	2699.46	0	0	0	0	0	0	224	2757.38
3	BOM	0	0	1	5	1	15	0	0	0	0	281	4	283	24
4	CAN	0	0	30	28.72	17	67.75	0	0	0	0	0	0	47	96.47
5	CBI	0	0	0	0	3	49.5	0	0	0	0	0	0	3	49.5
6	IND	0	0	4	3.96	2	9.25	0	0	0	0	0	0	6	13.21
7	IOB	0	0	0	0	5	126	0	0	0	0	0	0	5	126
8	PNB	0	0	0	0	24	476.65	0	0	0	0	32	181.17	56	657.82
9	PSB	0	0	0	0	9	64.68	0	0	0	0	1	0.1	10	64.78
10	SBI	0	0	116	210.06	631	1846.62	15	65.08	1	1.5	0	0	763	2123.26
11	UCO	0	0	6	3.53	28	205.53	0	0	0	0	531	472.69	565	681.75
12	UNI	0	0	0	0	0	0	0	0	0	0	0	0	0	0
<b>Public</b>	<b>Total</b>	<b>0</b>	<b>0</b>	<b>175</b>	<b>309.19</b>	<b>926</b>	<b>5560.44</b>	<b>15</b>	<b>65.08</b>	<b>2</b>	<b>12.15</b>	<b>845</b>	<b>657.96</b>	<b>1963</b>	<b>6604.82</b>
1	AXIS	0	0	0	0	741	823.28	694	190.12	18	6.9	0	0	1453	1020.3
2	BANDHAN	0	0	0	0	0	0	0	0	0	0	11121	4443.69	11121	4443.69
3	HDFC	0	0	1	1.89	295	380.74	0	0	0	0	0	0	296	382.63
4	ICICI	0	0	0	0	0	0	0	0	0	0	0	0	0	0
5	IDBI	0	0	0	0	37	276.31	1	1.26	1	4.37	0	0	39	281.94
6	INDUS	0	0	0	0	0	0	0	0	0	0	0	0	0	0
7	NESFB	0	0	0	0	0	0	0	0	0	0	0	0	0	0
8	YES	0	0	0	0	0	0	0	0	0	0	0	0	0	0
<b>Private</b>	<b>Total</b>	<b>0</b>	<b>0</b>	<b>1</b>	<b>1.89</b>	<b>1073</b>	<b>1480.33</b>	<b>695</b>	<b>191.38</b>	<b>19</b>	<b>11.27</b>	<b>11121</b>	<b>4443.69</b>	<b>12909</b>	<b>6128.56</b>
1	MRB	0	0	1	1.92	3	57.75	0	0	0	0	0	0	4	59.67
<b>RRB</b>	<b>Total</b>	<b>0</b>	<b>0</b>	<b>1</b>	<b>1.92</b>	<b>3</b>	<b>57.75</b>	<b>0</b>	<b>0</b>	<b>0</b>	<b>0</b>	<b>0</b>	<b>0</b>	<b>4</b>	<b>59.67</b>
1	MSCB	0	0	0	0	6	86.25	0	0	0	0	0	0	6	86.25
<b>Grand</b>	<b>Total</b>	<b>0</b>	<b>0</b>	<b>177</b>	<b>313</b>	<b>2008</b>	<b>7184.77</b>	<b>710</b>	<b>256.46</b>	<b>21</b>	<b>23.42</b>	<b>11966</b>	<b>5101.65</b>	<b>14882</b>	<b>12879.3</b>

District wise ACP DISBURSEMENT(OTHER PS) report of Manipur during the FY2020-2021 as on date 31-12-2020															
(Amount in Rs.Lakhs)															
Sl No.	District Name	Export Credit A/C	Export Credit Amt	Educatio n (PS) A/C	Educatio n (PS) Amt	Housing (PS) A/C	Housing (PS) Amt	Social Infrastru cture A/C	Social Infrastru cture Amt.	Renewa ble Energy A/C	Renewa ble Energy Amt	Informal Credit A/C	Informal Credit Amt	Total Other PS Disb No.	Total Other PS Disb Amt.
1	BISHNUPUR	0	0	10	11.41	48	232.64	0	0	0	0	1800	1002.63	1858	1246.68
2	CHANDEL	0	0	3	2.06	9	43.08	0	0	0	0	9	14.33	21	59.47
3	CHURACHANDPUR	0	0	9	6.24	130	559.76	4	8.91	0	0	128	42.86	271	617.77
4	IMPHALEAST	0	0	43	79.82	593	1161.86	555	148.1	8	3.23	1847	888.44	3046	2281.45
5	IMPHALWEST	0	0	77	153.14	916	2749.67	5	56.82	12	18.69	2020	785.48	3030	3763.8
6	JIRIBAM	0	0	0	0	0	0	0	0	0	0	1682	835.94	1682	835.94
7	KAKCHING	0	0	8	7.35	24	111.49	0	0	0	0	2170	769.81	2202	888.65
8	KAMJONG	0	0	0	0	0	0	0	0	1	1.5	0	0	1	1.5
9	KANGPOKPI	0	0	1	0.42	6	12.05	0	0	0	0	0	0	7	12.47
10	NONEY	0	0	1	7.17	0	0	0	0	0	0	0	0	1	7.17
11	PHERZAWAL	0	0	0	0	0	0	0	0	0	0	0	0	0	0
12	SENAPATI	0	0	17	19.21	64	310.15	6	0.51	0	0	136	13.26	223	343.13
13	TAMENGLONG	0	0	2	1	8	38	0	0	0	0	0	0	10	39
14	TENGNUPAL	0	0	0	0	19	126.96	0	0	0	0	13	0.48	32	127.44
15	THOUBAL	0	0	6	25.18	189	1826.98	140	42.12	0	0	2076	739.05	2411	2633.33
16	UKHRUL	0	0	0	0	2	12.13	0	0	0	0	85	9.37	87	21.5
<b>Grand</b>	<b>Total</b>	<b>0</b>	<b>0</b>	<b>177</b>	<b>313</b>	<b>2008</b>	<b>7184.77</b>	<b>710</b>	<b>256.46</b>	<b>21</b>	<b>23.42</b>	<b>11966</b>	<b>5101.65</b>	<b>14882</b>	<b>12879.3</b>

<b>Bankwise Progress under Non Priority Sector (NPS) OUTSTANDING Report of Manipur for the FY-2020-2021 as on date 31-12-2020</b>													
<b>(Amount in Rs. Lakhs)</b>													
SI No.	Bank Name	Agri NPS No.	Agri NPS Amt.	Education NPS No.	Education NPS Amt.	Housing NPS No.	Housing NPS Amt.	Personal Loan No.	Personal Loan Amt.	Other NPS No.	Other NPS Amt.	Tot NPS O/S No.	Tot NPS O/S Amt.
1	BOB	0	0	0	0	51	747.24	1049	3824.57	709	4913.15	1809	9484.96
2	BOI	0	0	0	0	96	2132.81	291	463.67	235	1185.54	622	3782.02
3	BOM	0	0	0	0	32	857.62	16	42.86	132	518.73	180	1419.21
4	CAN	0	0	2	9.01	70	1690.11	417	1147.8	573	2014.48	1062	4861.4
5	CBI	0	0	0	0	1	113.01	106	265.26	0	0	107	378.27
6	IND	0	0	8	86.62	67	1939.44	80	201.27	228	1461.94	383	3689.27
7	IOB	0	0	0	0	86	1153.15	30	40.2	423	997.67	539	2191.02
8	PNB	0	0	10	143.5	228	4106.1	10965	30412	876	4055	12079	38716.6
9	PSB	2	0.1	1	8.21	17	188.23	40	128.15	226	1254.01	286	1578.7
10	SBI	0	0	22	201.51	1990	44721.63	67203	252110.9	376	1395.09	69591	298429.13
11	UCO	0	0	1	23.43	44	1168.75	1121	1672.16	1570	5555.07	2736	8419.41
12	UNI	0	0	1	15.03	11	255.83	184	693.72	142	730.55	338	1695.13
<b>Pub</b>	<b>Total</b>	<b>2</b>	<b>0.1</b>	<b>45</b>	<b>487.31</b>	<b>2693</b>	<b>59073.92</b>	<b>81502</b>	<b>291002.56</b>	<b>5490</b>	<b>24081.23</b>	<b>89732</b>	<b>374645.12</b>
1	AXIS	0	0	0	0	0	0	0	0	8360	34413.95	8360	34413.95
2	BANDHAN	0	0	0	0	0	0	714	649.87	588	123.02	1302	772.89
3	HDFC	0	0	0	0	0	0	2893	9650.18	27821	32540.66	30714	42190.84
4	ICICI	0	0	0	0	63	1268.29	0	0	8914	18930.98	8977	20199.27
5	IDBI	0	0	0	0	14	417.23	188	584.44	1077	717.41	1279	1719.08
6	INDUS	0	0	0	0	0	0	0	0	140	2505.25	140	2505.25
7	NESFB	0	0	0	0	0	0	0	0	21	295.51	21	295.51
8	YES	0	0	0	0	0	0	0	0	0	0	0	0
<b>Priv</b>	<b>Total</b>	<b>0</b>	<b>0</b>	<b>0</b>	<b>0</b>	<b>77</b>	<b>1685.52</b>	<b>3795</b>	<b>10884.49</b>	<b>46921</b>	<b>89526.78</b>	<b>50793</b>	<b>102096.79</b>
1	MRB	0	0	0	0	40	480.4	283	259.04	147	461.21	470	1200.65
<b>RRB</b>	<b>Total</b>	<b>0</b>	<b>0</b>	<b>0</b>	<b>0</b>	<b>40</b>	<b>480.4</b>	<b>283</b>	<b>259.04</b>	<b>147</b>	<b>461.21</b>	<b>470</b>	<b>1200.65</b>
1	MSCB	0	0	0	0	0	0	691	1475.79	1251	893.03	1942	2368.82
<b>Grand</b>	<b>Total</b>	<b>2</b>	<b>0.1</b>	<b>45</b>	<b>487.31</b>	<b>2810</b>	<b>61239.84</b>	<b>86271</b>	<b>303621.88</b>	<b>53809</b>	<b>114962.25</b>	<b>142937</b>	<b>480311.38</b>



<b>Districtwise Progress under Non Priority Sector OUTSTANDING Report of Manipur for the FY2020-2021 as on date 31-12-2020</b>													
<b>(Amount in Rs. Lakhs)</b>													
<b>Sl No.</b>	<b>District Name</b>	<b>Agri NPS No.</b>	<b>Agri NPS Amt.</b>	<b>Educatio n NPS No.</b>	<b>Educatio n NPS Amt.</b>	<b>Housing NPS No.</b>	<b>Housing NPS Amt.</b>	<b>Personal Loan No.</b>	<b>Personal Loan Amt.</b>	<b>Other NPS No.</b>	<b>Other NPS Amt.</b>	<b>Tot NPS O/S No.</b>	<b>Tot NPS O/S Amt.</b>
1	BISHNUPUR	0	0	1	2.09	110	2343.24	3168	11848.59	1441	4102.31	4720	18296.23
2	CHANDEL	0	0	0	0	43	907.11	3926	11175.36	72	245.88	4041	12328.35
3	CHURACHANDPUR	0	0	1	21	293	7254.61	7299	20890.5	3569	6239.33	11162	34405.44
4	IMPHALEAST	2	0.1	9	91.24	365	8288.51	6476	49680.27	9629	18020.48	16481	76080.6
5	IMPHALWEST	0	0	27	350.27	1440	30106.25	44868	136204.4	30480	72957.18	76815	239618.1
6	JIRIBAM	0	0	0	0	1	3.1	244	267.06	160	61.23	405	331.39
7	KAKCHING	0	0	1	1.77	123	2902.21	2133	7338.2	373	950.48	2630	11192.66
8	KAMJONG	0	0	0	0	0	0	341	1637.91	2	9.06	343	1646.97
9	KANGPOKPI	0	0	0	0	32	586.21	3276	4506.95	266	843.62	3574	5936.78
10	NONEY	0	0	0	0	1	21.3	407	2754.5	6	55.15	414	2830.95
11	PHERZAWAL	0	0	0	0	0	0	209	1251.67	1	6.93	210	1258.6
12	SENAPATI	0	0	2	6.24	232	5144.45	4204	24155.14	1245	1947.82	5683	31253.65
13	TAMENGLONG	0	0	0	0	4	71.81	805	2380.04	73	188.74	882	2640.59
14	TENGNOUNPAL	0	0	0	0	29	686.76	2724	7914.5	137	534.69	2890	9135.95
15	THOUBAL	0	0	4	14.7	132	2851.2	4029	14799.76	6319	8679.2	10484	26344.86
16	UKHRUL	0	0	0	0	5	73.08	2162	6817.03	36	120.15	2203	7010.26
<b>Grand</b>	<b>Total</b>	<b>2</b>	<b>0.1</b>	<b>45</b>	<b>487.31</b>	<b>2810</b>	<b>61239.84</b>	<b>86271</b>	<b>303621.9</b>	<b>53809</b>	<b>114962.3</b>	<b>142937</b>	<b>480311.4</b>

### Bankwise ACP (Non Priority Sector) Targets Report of Manipur in the FY-2020-2021

(Rs. In Lakhs)

SI No.	Bank Name	Agriculture (NPS)		MSME (NPS)		Exp Credit (NPS)		Education (NPS)		Housing (NPS)		Personal Loans under NPS		Others NPS		NPS Total	
		No	Amt	No	Amt	No	Amt	No	Amt	No	Amt	No	Amt	No	Amt	No	Amt
1	ALB	0	0	0	0	0	0	0	0	0	0	59	230	183	366	242	596
2	BOB	0	0	0	0	0	0	0	0	0	0	111	342	704	1481	815	1823
3	BOI	25	50	0	0	0	0	2	6	3	17	52	228	140	370	222	671
4	BOM	0	0	0	0	0	0	0	0	0	0	0	0	36	70	36	70
5	CAN	0	0	0	0	0	0	0	0	0	0	123	490	74	161	197	651
6	CBI	30	70	0	0	0	0	11	29	7	84	149	653	220	602	417	1438
7	IND	0	0	0	0	0	0	0	0	0	0	0	0	28	91	28	91
8	IOB	0	0	0	0	0	0	0	0	0	0	76	345	127	252	203	597
9	PNB	0	0	0	0	0	0	0	0	4	120	237	930	288	979	529	2029
10	PSB	0	0	0	0	0	0	0	0	0	0	34	160	200	560	234	720
11	SBI	443	1300	0	0	0	0	20	66	86	1754	2743	12870	4994	10947	8286	26937
12	SYN	0	0	0	0	0	0	0	0	0	0	0	0	44	85	44	85
13	UBI	75	160	0	0	0	0	4	12	13	150	599	2760	1294	2623	1985	5705
14	UCO	25	50	0	0	0	0	2	6	14	458	270	1251	281	850	592	2615
15	UNI	0	0	0	0	0	0	0	0	0	0	0	0	36	72	36	72
<b>Public</b>	<b>Total</b>	<b>598</b>	<b>1630</b>	<b>0</b>	<b>0</b>	<b>0</b>	<b>0</b>	<b>39</b>	<b>119</b>	<b>127</b>	<b>2583</b>	<b>4453</b>	<b>20259</b>	<b>8649</b>	<b>19509</b>	<b>13866</b>	<b>44100</b>
1	AXIS	25	50	0	0	0	0	2	6	7	108	191	900	937	2080	1162	3144
2	BANDHAN	0	0	0	0	0	0	0	0	0	0	7	21	78	234	85	255
3	HDFC	35	75	0	0	0	0	3	7	4	18	258	1150	376	860	676	2110
4	ICICI	0	0	0	0	0	0	0	0	0	0	97	450	219	510	316	960
5	IDBI	0	0	0	0	0	0	0	0	0	0	20	100	128	258	148	358
6	INDUS	0	0	0	0	0	0	0	0	0	0	0	0	40	80	40	80
7	NESFB	0	0	0	0	0	0	0	0	0	0	0	0	8	25	8	25
8	YES	0	0	0	0	0	0	0	0	0	0	0	0	72	144	72	144
<b>Private</b>	<b>Total</b>	<b>60</b>	<b>125</b>	<b>0</b>	<b>0</b>	<b>0</b>	<b>0</b>	<b>5</b>	<b>13</b>	<b>11</b>	<b>126</b>	<b>573</b>	<b>2621</b>	<b>1858</b>	<b>4191</b>	<b>2507</b>	<b>7076</b>
1	MRB	0	0	0	0	0	0	0	0	9	155	160	543	318	852	487	1550
<b>RRB</b>	<b>Total</b>	<b>0</b>	<b>0</b>	<b>0</b>	<b>0</b>	<b>0</b>	<b>0</b>	<b>0</b>	<b>0</b>	<b>9</b>	<b>155</b>	<b>160</b>	<b>543</b>	<b>318</b>	<b>852</b>	<b>487</b>	<b>1550</b>
1	IUCB	0	0	0	0	0	0	0	0	0	0	0	0	336	669	336	669
2	MSCB	0	0	0	0	0	0	0	0	3	100	122	457	292	647	417	1204
3	MWCB	0	0	0	0	0	0	0	0	0	0	0	0	24	48	24	48
	<b>Total</b>	<b>0</b>	<b>0</b>	<b>0</b>	<b>0</b>	<b>0</b>	<b>0</b>	<b>0</b>	<b>0</b>	<b>3</b>	<b>100</b>	<b>122</b>	<b>457</b>	<b>652</b>	<b>1364</b>	<b>777</b>	<b>1921</b>
	<b>Total</b>	<b>658</b>	<b>1755</b>	<b>0</b>	<b>0</b>	<b>0</b>	<b>0</b>	<b>44</b>	<b>132</b>	<b>150</b>	<b>2964</b>	<b>5308</b>	<b>23880</b>	<b>11477</b>	<b>25916</b>	<b>17637</b>	<b>54647</b>

**Bankwise Progress under ACP DISBURSEMENT(NON PRIORITY) Report of Manipur during the FY-2020-2021  
as on date 31-12-2020**

(Amount in Rs. Lakhs)

SI No.	Bank Name	Agriculture (NPS)		MSME (NPS)		Exp Credit (NPS)		Education (NPS)		Housing (NPS)		Personal Loans under NPS		Others NPS		Total ACP (NPS) Disb.	
		No	Amt.	No	Amt.	No	Amt.	No	Amt.	No	Amt.	No	Amt.	No	Amt.	No	Amt.
1	BOB	0	0	0	0	0	0	0	0	0	0	592	2547.88	111	847.42	703	3395.3
2	BOI	0	0	0	0	0	0	0	0	26	271.43	291	463.67	235	1185.54	552	1920.64
3	BOM	0	0	0	0	0	0	0	0	2	54.2	16	48	75	230.61	93	332.81
4	CAN	0	0	0	0	0	0	0	0	53	323.6	65	102.58	5	4.6	123	430.78
5	CBI	0	0	0	0	0	0	0	0	0	0	12	59.45	82	155.4	94	214.85
6	IND	0	0	0	0	0	0	0	0	4	101.91	18	75.13	10	94.08	32	271.12
7	IOB	0	0	0	0	0	0	0	0	0	0	2	6	84	194.4	86	200.4
8	PNB	1	2100	0	0	0	0	0	0	6	214.64	1712	5968.25	142	879.14	1861	9162.03
9	PSB	0	0	0	0	9	64.68	0	0	0	0	1	0.1	0	0	10	64.78
10	SBI	2	2.34	0	0	0	0	0	0	898	7184.68	490	1482.12	0	0	1390	8669.14
11	UCO	0	0	0	0	0	0	0	0	12	209.26	119	192.99	374	2671.82	505	3074.07
12	UNI	0	0	0	0	0	0	0	0	4	95.5	30	97.43	38	176.22	72	369.15
<b>Public</b>	<b>Total</b>	<b>3</b>	<b>2102.34</b>	<b>0</b>	<b>0</b>	<b>9</b>	<b>64.68</b>	<b>0</b>	<b>0</b>	<b>1005</b>	<b>8455.22</b>	<b>3348</b>	<b>11043.6</b>	<b>1156</b>	<b>6439.23</b>	<b>5521</b>	<b>28105.07</b>
1	AXIS	0	0	0	0	0	0	0	0	0	0	0	0	2531	9397.15	2531	9397.15
2	BANDHAN	0	0	0	0	0	0	0	0	0	0	433	564.77	27	42.13	460	606.9
3	HDFC	0	0	0	0	0	0	0	0	0	0	572	2889.28	5340	13344.16	5912	16233.44
4	ICICI	0	0	0	0	0	0	0	0	8	153.05	0	0	7514	13921.27	7522	14074.32
5	IDBI	0	0	0	0	0	0	0	0	5	61.6	38	128.98	11	37.82	54	228.4
6	INDUS	0	0	0	0	0	0	0	0	0	0	0	0	51	2614.06	51	2614.06
7	NESFB	0	0	0	0	0	0	0	0	0	0	0	0	0	0	0	0
8	YES	0	0	0	0	0	0	0	0	0	0	0	0	11	417.55	11	417.55
<b>Private</b>	<b>Total</b>	<b>0</b>	<b>0</b>	<b>0</b>	<b>0</b>	<b>0</b>	<b>0</b>	<b>0</b>	<b>0</b>	<b>13</b>	<b>214.65</b>	<b>1043</b>	<b>3583.03</b>	<b>15485</b>	<b>39774.14</b>	<b>16541</b>	<b>43571.82</b>
1	MRB	0	0	0	0	0	0	0	0	3	61	38	53.06	36	94.93	77	208.99
<b>RRB</b>	<b>Total</b>	<b>0</b>	<b>0</b>	<b>0</b>	<b>0</b>	<b>0</b>	<b>0</b>	<b>0</b>	<b>0</b>	<b>3</b>	<b>61</b>	<b>38</b>	<b>53.06</b>	<b>36</b>	<b>94.93</b>	<b>77</b>	<b>208.99</b>
1	MSCB	0	0	6	41	0	0	0	0	0	0	39	230.34	134	247.05	179	518.39
<b>Grand</b>	<b>Total</b>	<b>3</b>	<b>2102.34</b>	<b>6</b>	<b>41</b>	<b>9</b>	<b>64.68</b>	<b>0</b>	<b>0</b>	<b>1021</b>	<b>8730.87</b>	<b>4468</b>	<b>14910</b>	<b>16811</b>	<b>46555.35</b>	<b>22318</b>	<b>72404.27</b>

District wise ACP DISBURSEMENT(NON PS) report of Manipur during the FY2020-2021 as on date 31-12-2020																	
(Amount in Rs.Lakhs)																	
Sl No.	District Name	Agriculture (NPS) No.	Agriculture (NPS) Amt.	MSME (NPS) No.	MSME (NPS) Amt.	Exp Credit (NPS) A/C	Exp Credit (NPS) Amt.	Education (NPS) A/C	Education (NPS) Amt.	Housing (NPS) A/C	Housing (NPS) Amt.	Personal Loans under NPS A/C	Personal Loans under NPS Amt.	Others NPS A/C	Others NPS Amt.	Total ACP (NPS) Disb No.	Total ACP (NPS) Disb Amt.
1	BISHNUPUR	0	0	0	0	0	0	0	0	36	337.32	160	341.94	324	2141.92	520	2821.18
2	CHANDEL	0	0	0	0	0	0	0	0	21	165.51	12	37.69	26	60.68	59	263.88
3	CHURACHANDPUR	0	0	0	0	0	0	0	0	88	894.63	321	1080.57	936	2154.52	1345	4129.72
4	IMPHALEAST	0	0	0	0	3	29.25	0	0	169	1111.23	578	1964.65	3354	7876.25	4104	10981.38
5	IMPHALWEST	2	2101.48	0	0	5	19.25	0	0	494	4333.69	2417	8523.08	10052	29518.31	12970	44495.81
6	JIRIBAM	0	0	0	0	0	0	0	0	0	0	73	221.61	25	55.02	98	276.63
7	KAKCHING	0	0	0	0	0	0	0	0	42	448.35	94	358.52	38	95.28	174	902.15
8	KAMJONG	0	0	0	0	0	0	0	0	0	0	3	1.93	0	0	3	1.93
9	KANGPOKPI	0	0	2	12	0	0	0	0	3	34.24	38	91.71	12	86.34	55	224.29
10	NONEY	0	0	0	0	0	0	0	0	0	0	5	15.63	2	4	7	19.63
11	PHERZAWAL	0	0	0	0	0	0	0	0	0	0	1	10	0	0	1	10
12	SENAPATI	1	0.86	0	0	0	0	0	0	88	615.06	116	345.03	193	676.36	398	1637.31
13	TAMENGLONG	0	0	0	0	0	0	0	0	0	0	67	293.76	3	45	70	338.76
14	TENGNOUPAL	0	0	0	0	0	0	0	0	10	163.18	61	196.15	29	93.66	100	452.99
15	THOUBAL	0	0	4	29	1	16.18	0	0	70	627.66	348	934.48	1803	3664.19	2226	5271.51
16	UKHRUL	0	0	0	0	0	0	0	0	0	0	174	493.28	14	83.82	188	577.1
<b>Grand</b>	<b>Total</b>	<b>3</b>	<b>2102.34</b>	<b>6</b>	<b>41</b>	<b>9</b>	<b>64.68</b>	<b>0</b>	<b>0</b>	<b>1021</b>	<b>8730.87</b>	<b>4468</b>	<b>14910.03</b>	<b>16811</b>	<b>46555.35</b>	<b>22318</b>	<b>72404.27</b>

Bankwise Progress under Investment Credit Under Agriculture-Disbursement Report of Manipur during the FY-2020-2021 as on date 31-12-2020																					
(Amount in Rs.Lakhs)																					
Sl No.	Bank Name	KCCs for AH and Allied Activities No	KCCs for AH and Allied Activities Amt	Farm Production A/C	Farm Production amt	Dairy no	Dairy Amt	Farm Mechanisation No	Farm Mechanisation Amt	Poultry No	Poultry Amt	fisheries no	fisheries Amt	Godown No	Godown Amt	Clinic No	Clinic Amt	Other No	Other Amt	Total IC-Agri Disb No.	Total IC-Agri Disb Amt.
1	BOB	44	76.15	0	0	3	12.07	18	57.81	1	0.5	9	15.45	0	0	0	0	671	1144.24	746	1306.22
2	BOI	172	52.06	0	0	7	20.56	0	0	299	680.24	3	23.67	0	0	0	0	4	3.59	485	780.12
3	BOM	0	0	0	0	0	0	0	0	0	0	0	0	0	0	0	0	2	1.39	2	1.39
4	CAN	28	18.75	0	0	7	12.34	1	6.19	15	23.34	10	48.82	0	0	0	0	8	11.4	69	120.84
5	CBI	1	7.5	0	0	0	0	0	0	1	7.5	2	3.2	0	0	0	0	8	8.94	12	27.14
6	IND	2	2	0	0	7	9.42	0	0	8	32.35	0	0	0	0	0	0	5	15.5	22	59.27
7	IOB	11	9.98	0	0	0	0	0	0	0	0	0	0	0	0	0	0	6	5.31	17	15.29
8	PNB	10	24.4	0	0	0	0	0	0	0	0	2	5.1	0	0	0	0	4	4	16	33.5
9	PSB	3	0.18	0	0	2	2.11	0	0	13	5.41	0	0	0	0	0	0	6	3.93	24	11.63
10	SBI	2	1.8	0	0	5	9.8	9	21.13	7	27.37	54	7.43	0	0	1	0.02	0	0	78	67.55
11	UCO	196	28.02	0	0	0	0	0	0	34	15.07	29	1.41	0	0	0	0	0	0	259	44.5
12	UNI	0	0	0	0	0	0	1	7.33	0	0	0	0	0	0	0	0	2	0.25	3	7.58
<b>Public</b>	<b>Total</b>	<b>469</b>	<b>220.84</b>	<b>0</b>	<b>0</b>	<b>31</b>	<b>66.3</b>	<b>29</b>	<b>92.46</b>	<b>378</b>	<b>791.78</b>	<b>109</b>	<b>105.08</b>	<b>0</b>	<b>0</b>	<b>1</b>	<b>0.02</b>	<b>716</b>	<b>1198.55</b>	<b>1733</b>	<b>2475.03</b>
1	AXIS	0	0	0	0	0	0	0	0	0	0	0	0	0	0	0	0	0	0	0	0
2	BANDHAN	0	0	0	0	0	0	0	0	0	0	0	0	0	0	0	0	0	0	0	0
3	HDFC	0	0	0	0	0	0	3	21.81	0	0	0	0	0	0	0	0	323	787.16	326	808.97
4	ICICI	0	0	0	0	0	0	0	0	0	0	0	0	0	0	0	0	0	0	0	0
5	IDBI	0	0	0	0	0	0	0	0	0	0	0	0	0	0	0	0	0	0	0	0
6	INDUS	0	0	0	0	0	0	0	0	0	0	0	0	0	0	0	0	0	0	0	0
7	NESFB	0	0	0	0	0	0	0	0	0	0	0	0	0	0	0	0	0	0	0	0
8	YES	0	0	0	0	0	0	0	0	0	0	0	0	0	0	0	0	0	0	0	0
<b>Private</b>	<b>Total</b>	<b>0</b>	<b>0</b>	<b>0</b>	<b>0</b>	<b>0</b>	<b>0</b>	<b>3</b>	<b>21.81</b>	<b>0</b>	<b>0</b>	<b>0</b>	<b>0</b>	<b>0</b>	<b>0</b>	<b>0</b>	<b>0</b>	<b>323</b>	<b>787.16</b>	<b>326</b>	<b>808.97</b>
1	MRB	0	0	0	0	0	0	0	0	0	0	0	0	0	0	0	0	0	0	0	0
<b>RRB</b>	<b>Total</b>	<b>0</b>	<b>0</b>	<b>0</b>	<b>0</b>	<b>0</b>	<b>0</b>	<b>0</b>	<b>0</b>	<b>0</b>	<b>0</b>	<b>0</b>	<b>0</b>	<b>0</b>	<b>0</b>	<b>0</b>	<b>0</b>	<b>0</b>	<b>0</b>	<b>0</b>	<b>0</b>
1	MSCB	774	484.9	0	0	11	18.5	0	0	28	59.31	80	156.25	0	0	0	0	26	33.2	919	752.16
<b>Grand</b>	<b>Total</b>	<b>1243</b>	<b>705.74</b>	<b>0</b>	<b>0</b>	<b>42</b>	<b>84.8</b>	<b>32</b>	<b>114.27</b>	<b>406</b>	<b>851.09</b>	<b>189</b>	<b>261.33</b>	<b>0</b>	<b>0</b>	<b>1</b>	<b>0.02</b>	<b>1065</b>	<b>2018.91</b>	<b>2978</b>	<b>4036.16</b>

**District wise Investment Credit Under Agriculture-Disbursement report of Manipur during the FY2020-2021 as on date 31-12-2020**

(Amount in Rs.Lakhs)

Sl No.	District Name	KCCs for AH and Allied Activities No	KCCs for AH and Allied Activities Amt	Farm Production A/C	Farm Production amt	Dairy no	Dairy Amt	Farm Mechanisation No	Farm Mechanisation Amt	Poultry No	Poultry Amt	fisheries no	fisheries Amt	Godown No	Godown Amt	Clinic No	Clinic Amt	Other No	Other Amt	Total IC-Agri Disb No.	Total IC-Agri Disb Amt.
1	BISHNUPUR	144	131.08	0	0	1	2	0	0	17	24.6	73	106.55	0	0	0	0	1	1.6	236	265.83
2	CHANDEL	3	0.37	0	0	0	0	2	0.18	3	0.37	0	0	0	0	0	0	0	0	8	0.92
3	CHURACHANDPUR	134	10.67	0	0	11	19.61	2	8.19	8	5.04	8	5.63	0	0	0	0	18	21.14	181	70.28
4	IMPHALEAST	183	102.52	0	0	8	19.73	14	41.4	43	66.96	6	8.52	0	0	1	0.02	129	371.38	384	610.53
5	IMPHALWEST	430	281.5	0	0	7	18.33	6	34.14	228	553.5	40	72.68	0	0	0	0	771	1425.07	1482	2385.22
6	JIRIBAM	0	0	0	0	0	0	0	0	0	0	0	0	0	0	0	0	0	0	0	0
7	KAKCHING	159	62.16	0	0	2	3	0	0	12	40.2	13	7	0	0	0	0	2	3.15	188	115.51
8	KAMJONG	0	0	0	0	0	0	0	0	0	0	0	0	0	0	0	0	0	0	0	0
9	KANGPOKPI	24	40.06	0	0	4	2.42	5	24	0	0	4	10.04	0	0	0	0	5	3.81	42	80.33
10	NONEY	0	0	0	0	0	0	0	0	0	0	0	0	0	0	0	0	0	0	0	0
11	PHERZAWAL	0	0	0	0	0	0	1	0.02	0	0	0	0	0	0	0	0	0	0	1	0.02
12	SENAPATI	21	5.35	0	0	2	0.08	0	0	0	0	0	0	0	0	0	0	1	0.16	24	5.59
13	TAMENGLONG	12	6.14	0	0	4	6.08	1	0.15	4	5.01	0	0	0	0	0	0	7	9.35	28	26.73
14	TENGNUPAL	1	0	0	0	0	0	0	0	0	0	0	0	0	0	0	0	4	4	5	4
15	THOUBAL	126	60.89	0	0	2	10.55	1	6.19	89	154.71	9	46.36	0	0	0	0	103	149.65	330	428.35
16	UKHRUL	6	5	0	0	1	3	0	0	2	0.7	36	4.55	0	0	0	0	24	29.6	69	42.85
<b>Grand</b>	<b>Total</b>	<b>1243</b>	<b>705.74</b>	<b>0</b>	<b>0</b>	<b>42</b>	<b>84.8</b>	<b>32</b>	<b>114.27</b>	<b>406</b>	<b>851.09</b>	<b>189</b>	<b>261.33</b>	<b>0</b>	<b>0</b>	<b>1</b>	<b>0.02</b>	<b>1065</b>	<b>2018.91</b>	<b>2978</b>	<b>4036.16</b>

Bankwise Progress under KISAN CREDIT CARD Report of Manipur in the FY-2020-2021 as on date 31-12-2020																			
(Amount in Rs. Lakhs)																			
Sl No.	Bank Name	Current Year Disbursed KCC No.	Current Year Disbursed KCC Amount	Total O/S KCC No.	Total O/S KCC Amount.	Number of rupay card	Card activated	AH No. of KCC	AH Amount disbursed	AH Total no. of KCC	AH Outstanding amount.	AH Number of rupay card	AH Card activated	Fishery No. of KCC	Fishery Amount disbursed	Fishery Total no. of KCC	Fishery Outstanding amount.	Fishery Number of rupay card	Fishery Card activated
1	BOB	133	279.52	312	459.11	312	312	39	60.94	39	60.94	39	39	5	11.45	5	11.45	5	5
2	BOI	5	1.63	494	238.89	485	465	0	0	0	0	0	0	0	0	0	0	0	0
3	BOM	0	0	0	0	0	0	0	0	0	0	0	0	0	0	0	0	0	0
4	CAN	31	18.19	280	167.57	25	17	0	0	0	0	2	1	0	0	0	0	0	0
5	CBI	62	29.3	510	257.88	510	0	0	0	1	6.68	0	0	0	0	0	0	0	0
6	IND	200	125.03	472	321.98	267	221	0	0	0	0	0	0	0	0	24	37.98	0	0
7	IOB	2	1.77	207	147.81	207	207	0	0	0	0	0	0	0	0	0	0	0	0
8	PNB	52	50.36	10313	6240.57	5351	4291	0	0	11	12.54	0	0	3	3.45	22	54	0	0
9	PSB	0	0	29	40.13	29	29	0	0	0	0	0	0	0	0	0	0	0	0
10	SBI	596	366.47	2229	1354.83	1238	712	2	1.8	2	1.8	0	0	91	0	134	294.11	0	0
11	UCO	58	53.98	1335	1203.45	966	966	13	15.95	195	432.63	0	0	0	0	29	76.29	0	0
12	UNI	1	1.25	5	3.15	0	0	0	0	0	0	0	0	0	0	0	0	0	0
<b>Public</b>	<b>Total</b>	<b>1140</b>	<b>927.5</b>	<b>16186</b>	<b>10435.37</b>	<b>9390</b>	<b>7220</b>	<b>54</b>	<b>78.69</b>	<b>248</b>	<b>514.59</b>	<b>41</b>	<b>40</b>	<b>99</b>	<b>14.9</b>	<b>214</b>	<b>473.83</b>	<b>5</b>	<b>5</b>
1	AXIS	0	0	0	0	0	0	0	0	0	0	0	0	0	0	0	0	0	0
2	BANDHAN	0	0	0	0	0	0	0	0	0	0	0	0	0	0	0	0	0	0
3	HDFC	166	269.39	969	1591.62	158	12	0	0	0	0	0	0	0	0	0	0	0	0
4	ICICI	0	0	2	3.08	0	0	0	0	0	0	0	0	0	0	0	0	0	0
5	IDBI	3	271	1072	518.71	1072	1072	0	0	0	0	0	0	0	0	0	0	0	0
6	INDUS	0	0	0	0	0	0	0	0	0	0	0	0	0	0	0	0	0	0
7	NESFB	0	0	0	0	0	0	0	0	0	0	0	0	0	0	0	0	0	0
8	YES	0	0	0	0	0	0	0	0	0	0	0	0	0	0	0	0	0	0
<b>Private</b>	<b>Total</b>	<b>169</b>	<b>540.39</b>	<b>2043</b>	<b>2113.41</b>	<b>1230</b>	<b>1084</b>	<b>0</b>	<b>0</b>	<b>0</b>	<b>0</b>	<b>0</b>	<b>0</b>	<b>0</b>	<b>0</b>	<b>0</b>	<b>0</b>	<b>0</b>	<b>0</b>
1	MRB	233	134.91	10000	3574.29	10000	10000	2	4	65	32.07	65	65	54	27.1	38	16.68	38	38
<b>RRB</b>	<b>Total</b>	<b>233</b>	<b>134.91</b>	<b>10000</b>	<b>3574.29</b>	<b>10000</b>	<b>10000</b>	<b>2</b>	<b>4</b>	<b>65</b>	<b>32.07</b>	<b>65</b>	<b>65</b>	<b>54</b>	<b>27.1</b>	<b>38</b>	<b>16.68</b>	<b>38</b>	<b>38</b>
1	MSCB	601	312.89	2320	862.01	2091	2091	407	245.46	1142	600.05	865	865	24	16.63	75	71.39	71	71
<b>Grand</b>	<b>Total</b>	<b>2143</b>	<b>1915.69</b>	<b>30549</b>	<b>16985.08</b>	<b>22711</b>	<b>20395</b>	<b>463</b>	<b>328.15</b>	<b>1455</b>	<b>1146.71</b>	<b>971</b>	<b>970</b>	<b>177</b>	<b>58.63</b>	<b>327</b>	<b>561.9</b>	<b>114</b>	<b>114</b>

## District wise KCC report of Manipur in the FY2020-2021 as on date 31-12-2020

(Amount in Rs.Lakhs)

Sl No.	District Name	Current Year Disbursed KCC No.	Current Year Disbursed KCC Amount	Total O/S KCC No.	Total O/S KCC Amount.	Number of rupay card	Card activated	AH No. of KCC	AH Amount disbursed	AH Total no. of KCC	AH Outstanding amount.	AH Number of rupay card	AH Card activated	Fishery No. of KCC	Fishery Amount disbursed	Fishery Total no. of KCC	Fishery Outstanding amount.	Fishery Number of rupay card	Fishery Card activated
1	BISHNUPUR	205	133.32	5068	2068.86	4855	4811	86	74.02	155	136.69	114	114	89	33.95	120	186.6	52	52
2	CHANDEL	25	10.64	124	93.29	69	69	0	0	3	14.1	0	0	0	0	0	0	0	0
3	CHURACHANDPUR	374	419.55	1853	1042.3	1592	1063	8	4.7	136	314.75	12	11	0	0	18	40.04	0	0
4	IMPHALEAST	226	271.5	5433	2955.54	4174	3615	92	76.73	377	168.94	364	364	4	3.41	5	10.26	1	1
5	IMPHALWEST	315	525.71	10794	7015.34	6637	5805	82	76.87	419	313.64	292	292	15	4.95	53	80.18	34	34
6	JIRIBAM	0	0	68	29	32	25	0	0	0	0	0	0	0	0	0	0	0	0
7	KAKCHING	199	76.84	941	367.37	882	844	141	41.88	170	87.62	153	153	65	6.28	125	234.52	23	23
8	KAMJONG	0	0	0	0	0	0	0	0	0	0	0	0	0	0	0	0	0	0
9	KANGPOKPI	292	142.23	724	429.69	545	501	22	38.29	22	38.29	22	22	4	10.04	4	10.04	4	4
10	NONEY	5	2.52	165	94.8	155	155	0	0	0	0	0	0	0	0	0	0	0	0
11	PHERZAWAL	4	1.83	4	2	0	0	0	0	0	0	0	0	0	0	0	0	0	0
12	SENAPATI	325	183.69	1781	1138.98	858	658	1	1.6	2	5.03	0	0	0	0	1	0.16	0	0
13	TAMENGLONG	2	2.01	30	6.66	23	17	0	0	0	0	0	0	0	0	0	0	0	0
14	TENGNOUNPAL	4	9.64	178	78.32	127	119	0	0	0	0	0	0	0	0	1	0.1	0	0
15	THOUBAL	137	110.06	2899	1351.29	2475	2435	30	13.56	166	61.4	14	14	0	0	0	0	0	0
16	UKHRUL	30	26.15	487	311.64	287	278	1	0.5	5	6.25	0	0	0	0	0	0	0	0
<b>Grand</b>	<b>Total</b>	<b>2143</b>	<b>1915.69</b>	<b>30549</b>	<b>16985.08</b>	<b>22711</b>	<b>20395</b>	<b>463</b>	<b>328.15</b>	<b>1455</b>	<b>1146.71</b>	<b>971</b>	<b>970</b>	<b>177</b>	<b>58.63</b>	<b>327</b>	<b>561.9</b>	<b>114</b>	<b>114</b>



<b>Bankwise Progress under FI &amp; KCC Report of Manipur in the FY-2020-2021 as on date 31-12-2020</b>						
<b>Sl No.</b>	<b>Bank Name</b>	<b>Inactive BCs</b>	<b>RuPay card active in PMJDY</b>	<b>First time active RuPay card</b>	<b>Aadhaar Authenticated SB accounts</b>	<b>RuPay card issued in KCC</b>
1	BOB	1	10052	1360	38783	172
2	BOI	0	5052	11008	24528	494
3	BOM	1	3473	300	5744	0
4	CAN	0	2133	1082	8815	25
5	CBI	2	23273	0	91709	522
6	IND	0	5018	4323	36907	217
7	IOB	0	20154	0	13567	18
8	PNB	1	242394	13899	192613	10753
9	PSB	0	8140	0	7652	31
10	SBI	9	341252	341252	485235	939
11	UCO	0	12054	3628	11404	1246
12	UNI	0	5750	2577	10464	0
<b>Public</b>	<b>Total</b>	<b>14</b>	<b>678745</b>	<b>379429</b>	<b>927421</b>	<b>14417</b>
1	AXIS	0	7207	0	30015	0
2	BANDHAN	0	0	0	0	0
3	HDFC	0	1918	1918	11557	158
4	ICICI	0	2361	0	13592	0
5	IDBI	0	0	0	5286	1072
6	INDUS	0	0	0	0	0
7	NESFB	0	0	0	0	0
8	YES	0	52	0	504	0
<b>Private</b>	<b>Total</b>	<b>0</b>	<b>11538</b>	<b>1918</b>	<b>60954</b>	<b>1230</b>
1	MRB	0	154246	23944	155306	10041
<b>RRB</b>	<b>Total</b>	<b>0</b>	<b>154246</b>	<b>23944</b>	<b>155306</b>	<b>10041</b>
1	MSCB	0	2291	1292	31517	1841
<b>Grand</b>	<b>Total</b>	<b>14</b>	<b>846820</b>	<b>406583</b>	<b>1175198</b>	<b>27529</b>

<b>District wise FI &amp; KCC report of Manipur in the FY2020-2021 as on date 31-12-2020</b>						
<b>Sl No.</b>	<b>District Name</b>	<b>Inactive BCs</b>	<b>RuPay card active in PMJDY</b>	<b>First time active RuPay card</b>	<b>Aadhaar Authenticated SB accounts</b>	<b>RuPay card issued in KCC</b>
1	BISHNUPUR	1	108003	40170	126668	4825
2	CHANDEL	1	9584	8057	15895	89
3	CHURACHANDPUR	2	98477	50983	134878	1392
4	IMPHALEAST	1	132180	54255	194908	5129
5	IMPHALWEST	4	183965	81385	354662	10660
6	JIRIBAM	0	9554	421	8566	85
7	KAKCHING	0	52886	25655	62775	984
8	KAMJONG	0	2229	2229	1862	0
9	KANGPOKPI	1	19474	13526	27766	365
10	NONEY	0	8205	3554	7665	178
11	PHERZAWAL	0	335	335	366	0
12	SENAPATI	1	40777	36345	54961	937
13	TAMENGLONG	0	19470	2222	15339	15
14	TENGNUPAL	1	10454	7422	18008	140
15	THOUBAL	0	113399	61963	121667	2431
16	UKHRUL	2	37828	18061	29212	299
<b>Grand</b>	<b>Total</b>	<b>14</b>	<b>846820</b>	<b>406583</b>	<b>1175198</b>	<b>27529</b>

<b>Bankwise Progress under SHG Report of Manipur in the FY-2020-2021 as on date 31-12-2020</b>											
<b>(Amount in Rs. Lakhs)</b>											
<b>Sl No.</b>	<b>BankName</b>	<b>Savings Linked No</b>	<b>Savings Linked Amount</b>	<b>Credit Linked No</b>	<b>Credit Linked Amount</b>	<b>CY Savings Linked No</b>	<b>CY Savings Linked Amount</b>	<b>CY Credit Linked No</b>	<b>CY Credit Linked Amount</b>	<b>SHG O/S No.</b>	<b>SHG O/S Amt.</b>
1	BOB	3	3.56	3	3.56	0	0	40	30.84	86	64.7
2	BOI	27	16.85	27	16.85	35	16.85	35	16.85	52	24.69
3	BOM	0	0	0	0	0	0	0	0	0	0
4	CAN	10	10400	0	0	16	0.65	0	0	7	6.05
5	CBI	0	0	0	0	7	0.99	10	7.1	23	24.19
6	IND	0	0	0	0	0	0	0	0	0	0
7	IOB	2	0.03	0	0	2	0.03	0	0	18	13.53
8	PNB	33	9.45	4	11.5	85	13.83	4	11.5	330	114.9
9	PSB	0	0	0	0	0	0	0	0	0	0
10	SBI	2752	60.3	10	5.09	2752	60.3	42	73.52	79	92.98
11	UCO	6	0.07	1	1	6	0.07	1	1	53	54.78
12	UNI	0	0	0	0	0	0	0	0	0	0
<b>Pub</b>	<b>Total</b>	<b>2833</b>	<b>10490.3</b>	<b>45</b>	<b>38</b>	<b>2903</b>	<b>92.72</b>	<b>132</b>	<b>140.81</b>	<b>648</b>	<b>395.82</b>
1	AXIS	0	0	0	0	0	0	0	0	0	0
2	BANDHAN	0	0	0	0	0	0	0	0	0	0
3	HDFC	0	0	0	0	0	0	0	0	0	0
4	ICICI	0	0	0	0	0	0	0	0	0	0
5	IDBI	0	0	0	0	0	0	0	0	0	0
6	INDUS	0	0	0	0	0	0	0	0	0	0
7	NESFB	0	0	0	0	0	0	0	0	0	0
8	YES	0	0	0	0	0	0	0	0	0	0
<b>Priv</b>	<b>Total</b>	<b>0</b>	<b>0</b>	<b>0</b>	<b>0</b>	<b>0</b>	<b>0</b>	<b>0</b>	<b>0</b>	<b>0</b>	<b>0</b>
1	MRB	196	20.12	121	184.9	548	78.26	222	310.15	877	717.24
<b>RRB</b>	<b>Total</b>	<b>196</b>	<b>20.12</b>	<b>121</b>	<b>184.9</b>	<b>548</b>	<b>78.26</b>	<b>222</b>	<b>310.15</b>	<b>877</b>	<b>717.24</b>
1	MSCB	148	43.02	314	197.95	247	61.63	990	433.56	333	275.22
<b>Grand</b>	<b>Total</b>	<b>3177</b>	<b>10553.4</b>	<b>480</b>	<b>420.85</b>	<b>3698</b>	<b>232.61</b>	<b>1344</b>	<b>884.52</b>	<b>1858</b>	<b>1388.28</b>

District wise SHG report of Manipur in the FY2020-2021 as on date 31-12-2020											
(Amount in Rs.Lakhs)											
SI No.	DistrictName	Savings Linked No	Savings Linked Amount	Credit Linked No	Credit Linked Amount	CY Savings Linked No	CY Savings Linked Amount	CY Credit Linked No	CY Credit Linked Amount	SHG O/S No.	SHG O/S Amt.
1	BISHNUPUR	107	1.56	68	87.6	246	6.99	77	95.8	329	226.95
2	CHANDEL	34	0.73	0	0	34	0.73	0	0	6	1.9
3	CHURACHANDPUR	763	10420.76	0	0	817	21.67	6	5.14	168	43.98
4	IMPHALEAST	125	20.38	62	102.94	207	26.01	133	170.94	306	290.89
5	IMPHALWEST	1134	50.45	271	137.61	1162	35.77	876	332.32	365	304.51
6	JIRIBAM	3	1	0	0	8	2	0	0	0	0
7	KAKCHING	29	0.87	3	3	76	7.95	4	3.8	50	30.5
8	KAMJONG	107	2.03	0	0	107	2.03	0	0	0	0
9	KANGPOKPI	66	5.24	0	0	43	27.99	0	0	47	42.37
10	NONEY	20	1.15	1	2	44	1.62	7	13	82	71.41
11	PHERZAWAL	3	0.05	0	0	3	0.05	0	0	0	0
12	SENAPATI	314	8.74	6	12.48	320	9.19	41	82.22	51	42.23
13	TAMENGLONG	17	3.08	0	0	22	4.08	0	0	1	2.91
14	TENGNOUNPAL	145	8.56	25	33.61	145	10.86	40	51.15	48	74.11
15	THOUBAL	289	28.28	44	41.61	452	73.62	109	108.31	319	230.48
16	UKHRUL	21	0.52	0	0	12	2.05	51	21.84	86	26.04
<b>Grand</b>	<b>Total</b>	<b>3177</b>	<b>10553.4</b>	<b>480</b>	<b>420.85</b>	<b>3698</b>	<b>232.61</b>	<b>1344</b>	<b>884.52</b>	<b>1858</b>	<b>1388.28</b>

<b>Bankwise Progress under JLG Report of Manipur for the FY-2020-2021 as on date 31-12-2020</b>					
<b>(Amount in Rs. Lakhs)</b>					
SI No.	Bank Name	Disbursement		Outstanding	
		No	Amt	No	Amt
1	BOB	0	0	0	0
2	BOI	0	0	0	0
3	BOM	0	0	0	0
4	CAN	0	0	0	0
5	CBI	0	0	4	6.62
6	IND	0	0	0	0
7	IOB	0	0	0	0
8	PNB	1	1	185	37.44
9	PSB	0	0	0	0
10	SBI	0	0	0	0
11	UCO	65	55.73	69	43.65
12	UNI	0	0	0	0
<b>Public</b>	<b>Total</b>	<b>66</b>	<b>56.73</b>	<b>258</b>	<b>87.71</b>
1	AXIS	694	190.12	694	190.12
2	BANDHAN	0	0	0	0
3	HDFC	145	267.45	1069	1630.46
4	ICICI	0	0	0	0
5	IDBI	0	0	0	0
6	INDUS	0	0	0	0
7	NESFB	24	8.8	6513	1054.73
8	YES	0	0	0	0
<b>Private</b>	<b>Total</b>	<b>863</b>	<b>466.37</b>	<b>8276</b>	<b>2875.31</b>
1	MRB	0	0	41	22.29
<b>RRB</b>	<b>Total</b>	<b>0</b>	<b>0</b>	<b>41</b>	<b>22.29</b>
1	MSCB	553	726.67	937	875.47
<b>Grand</b>	<b>Total</b>	<b>1482</b>	<b>1249.77</b>	<b>9512</b>	<b>3860.78</b>

<b>District wise JLG report of Manipur for the FY2020- 2021 as on date 31-12-2020</b>					
<b>(Amount in Rs.Lakhs)</b>					
SI No.	District Name	Disbursement		Outstanding	
		No	Amt	No	Amt
1	BISHNUPUR	44	36.8	213	86.06
2	CHANDEL	0	0	1	0.85
3	CHURACHANDPUR	4	17.16	39	64.72
4	IMPHALEAST	747	649.11	3311	1507.29
5	IMPHALWEST	425	315.06	5365	1477.2
6	JIRIBAM	0	0	0	0
7	KAKCHING	33	54.22	33	54.23
8	KAMJONG	0	0	0	0
9	KANGPOKPI	34	39.5	34	32.2
10	NONEY	0	0	0	0
11	PHERZAWAL	0	0	0	0
12	SENAPATI	0	0	8	12.08
13	TAMENGLONG	0	0	0	0
14	TENGNOUNPAL	1	1	0	0
15	THOUBAL	191	136.22	494	599.7
16	UKHRUL	3	0.7	14	26.45
<b>Grand</b>	<b>Total</b>	<b>1482</b>	<b>1249.77</b>	<b>9512</b>	<b>3860.78</b>

Bankwise Progress under NRLM Disbursement Report of Manipur in the FY-2020-2021 as on date 31-12-2020									
(Amount in Rs. Lakhs)									
SI No.	BankName	Self-Help Group		NRLM O/S		NRLM Irregular A/C		NRLM NPA	
1	BOB	12	15	62	48.33	7	1.32	0	0
2	BOI	0	0	52	24.69	0	0	0	0
3	BOM	0	0	0	0	0	0	0	0
4	CAN	0	0	6	3.14	0	0	0	0
5	CBI	1	0.94	0	0	0	0	0	0
6	IND	0	0	1	2.04	0	0	0	0
7	IOB	18	13.53	0	0	0	0	0	0
8	PNB	24	38	0	0	0	0	0	0
9	PSB	0	0	0	0	0	0	0	0
10	SBI	0	0	1	0.02	1	0.02	0	0
11	UCO	53	29	53	54.78	5	4.23	0	0
12	UNI	0	0	0	0	0	0	0	0
<b>Public</b>	<b>Total</b>	<b>108</b>	<b>96.47</b>	<b>175</b>	<b>133</b>	<b>13</b>	<b>5.57</b>	<b>0</b>	<b>0</b>
1	AXIS	0	0	0	0	0	0	0	0
2	BANDHAN	0	0	23738	0	0	0	0	0
3	HDFC	0	0	0	0	0	0	0	0
4	ICICI	0	0	0	0	0	0	0	0
5	IDBI	0	0	1	9.21	0	0	0	0
6	INDUS	0	0	0	0	0	0	0	0
7	NESFB	0	0	0	0	0	0	0	0
8	YES	0	0	0	0	0	0	0	0
<b>Private</b>	<b>Total</b>	<b>0</b>	<b>0</b>	<b>23739</b>	<b>9.21</b>	<b>0</b>	<b>0</b>	<b>0</b>	<b>0</b>
1	MRB	127	175	769	563.36	0	0	74	28.68
<b>RRB</b>	<b>Total</b>	<b>127</b>	<b>175</b>	<b>769</b>	<b>563.36</b>	<b>0</b>	<b>0</b>	<b>74</b>	<b>28.68</b>
1	MSCB	15	17.5	70	51.63	0	0	0	0
<b>Grand</b>	<b>Total</b>	<b>250</b>	<b>288.97</b>	<b>24753</b>	<b>757.2</b>	<b>13</b>	<b>5.57</b>	<b>74</b>	<b>28.68</b>

District wise NRLM report of Manipur in the FY2020-2021 as on date 31-12-2020									
(Amount in Rs.Lakhs)									
SI No.	DistrictName	Self-Help Group		NRLM O/S		NRLM Irregular A/C		NRLM NPA	
		No	Amt	No	Amt	No	Amt	No	Amt
1	BISHNUPUR	5	1	3589	6.06	0	0	1	0.26
2	CHANDEL	6	0	6	1.9	1	0.92	0	0
3	CHURACHANDPUR	1	0.94	1	0.02	1	0.02	0	0
4	IMPHALEAST	106	127.5	4357	471.1	6	1.66	23	12.97
5	IMPHALWEST	6	10	2860	18.52	0	0	6	1.7
6	JIRIBAM	0	0	4144	0	0	0	0	0
7	KAKCHING	6	2	4453	6.17	2	1.94	0	0
8	KAMJONG	0	0	0	0	0	0	0	0
9	KANGPOKPI	18	13.53	0	0	0	0	0	0
10	NONEY	0	0	6	2.72	0	0	5	2.07
11	PHERZAWAL	0	0	0	0	0	0	0	0
12	SENAPATI	17	21	10	6.79	1	1	0	0
13	TAMENGLONG	0	0	0	0	0	0	0	0
14	TENGNOUNPAL	29	49	128	99.25	2	0.03	0	0
15	THOUBAL	51	64	5194	138.83	0	0	39	11.68
16	UKHRUL	5	0	5	5.84	0	0	0	0
<b>Grand</b>	<b>Total</b>	<b>250</b>	<b>288.97</b>	<b>24753</b>	<b>757.2</b>	<b>13</b>	<b>5.57</b>	<b>74</b>	<b>28.68</b>

Bankwise Progress under NULM Disbursement Report of Manipur during the FY-2020-2021 as on date 31-12-2020												
(Amount in Rs. Lakhs)												
Sl No.	Bank Name	Sep-I No.	Sep-I Amt	Sep-G No	Sep-G Amt.	Sep-G No. of Beneficiary	SHG No.	SHG Amt	SHG No. of Beneficiary	Women SHG No.	Women SHG Amt.	Women SHG No. of Beneficiary
1	BOB	0	0	0	0	0	0	0	0	0	0	0
2	BOI	0	0	0	0	0	0	0	0	0	0	0
3	BOM	0	0	0	0	0	0	0	0	0	0	0
4	CAN	0	0	0	0	0	0	0	0	0	0	0
5	CBI	0	0	0	0	0	0	0	0	0	0	0
6	IND	0	0	0	0	0	0	0	0	0	0	0
7	IOB	0	0	0	0	0	0	0	0	0	0	0
8	PNB	0	0	0	0	0	15	8	5	22	17	20
9	PSB	0	0	0	0	0	0	0	0	0	0	0
10	SBI	0	0	0	0	0	0	0	0	0	0	0
11	UCO	0	0	0	0	0	0	0	0	0	0	0
12	UNI	0	0	0	0	0	0	0	0	0	0	0
<b>Public</b>	<b>Total</b>	<b>0</b>	<b>0</b>	<b>0</b>	<b>0</b>	<b>0</b>	<b>15</b>	<b>8</b>	<b>5</b>	<b>22</b>	<b>17</b>	<b>20</b>
1	AXIS	0	0	0	0	0	0	0	0	0	0	0
2	BANDHAN	0	0	0	0	0	0	0	0	0	0	0
3	HDFC	0	0	0	0	0	0	0	0	0	0	0
4	ICICI	0	0	0	0	0	0	0	0	0	0	0
5	IDBI	0	0	0	0	0	0	0	0	0	0	0
6	INDUS	0	0	0	0	0	0	0	0	0	0	0
7	NESFB	0	0	0	0	0	0	0	0	0	0	0
8	YES	0	0	0	0	0	0	0	0	0	0	0
<b>Private</b>	<b>Total</b>	<b>0</b>	<b>0</b>	<b>0</b>	<b>0</b>	<b>0</b>	<b>0</b>	<b>0</b>	<b>0</b>	<b>0</b>	<b>0</b>	<b>0</b>
1	MRB	0	0	0	0	0	43	44	430	43	44	430
<b>RRB</b>	<b>Total</b>	<b>0</b>	<b>0</b>	<b>0</b>	<b>0</b>	<b>0</b>	<b>43</b>	<b>44</b>	<b>430</b>	<b>43</b>	<b>44</b>	<b>430</b>
1	MSCB	0	0	0	0	0	0	0	0	0	0	0
<b>Grand</b>	<b>Total</b>	<b>0</b>	<b>0</b>	<b>0</b>	<b>0</b>	<b>0</b>	<b>58</b>	<b>52</b>	<b>435</b>	<b>65</b>	<b>61</b>	<b>450</b>

District wise NULM report of Manipur during the FY2020-2021 as on date 31-12-2020												
(Amount in Rs.Lakhs)												
SI No.	District Name	Sep-I No.	Sep-I Amt	Sep-G No	Sep-G Amt.	Sep-G No. of Beneficiary	SHG No.	SHG Amt	SHG No. of Beneficiary	Women SHG No.	Women SHG Amt.	Women SHG No. of Beneficiary
1	BISHNUPUR	0	0	0	0	0	0	0	0	0	0	0
2	CHANDEL	0	0	0	0	0	0	0	0	0	0	0
3	CHURACHANDPUR	0	0	0	0	0	0	0	0	0	0	0
4	IMPHALEAST	0	0	0	0	0	16	9	10	16	9	25
5	IMPHALWEST	0	0	0	0	0	1	2	15	6	9	15
6	JIRIBAM	0	0	0	0	0	0	0	0	0	0	0
7	KAKCHING	0	0	0	0	0	0	0	0	0	0	0
8	KAMJONG	0	0	0	0	0	0	0	0	0	0	0
9	KANGPOKPI	0	0	0	0	0	0	0	0	0	0	0
10	NONEY	0	0	0	0	0	0	0	0	0	0	0
11	PHERZAWAL	0	0	0	0	0	0	0	0	0	0	0
12	SENAPATI	0	0	0	0	0	0	0	0	0	0	0
13	TAMENGLONG	0	0	0	0	0	0	0	0	0	0	0
14	TENGNUUPAL	0	0	0	0	0	0	0	0	2	2	0
15	THOUBAL	0	0	0	0	0	41	41	410	41	41	410
16	UKHRUL	0	0	0	0	0	0	0	0	0	0	0
<b>Grand</b>	<b>Total</b>	<b>0</b>	<b>0</b>	<b>0</b>	<b>0</b>	<b>0</b>	<b>58</b>	<b>52</b>	<b>435</b>	<b>65</b>	<b>61</b>	<b>450</b>



Bankwise Progress under PRADHAN MANTRI MUDRA TOTAL O/S & NPA Report of Manipur for the FY-2020-2021 as on date 31-12-2020																	
(Amount in Rs. Lakhs)																	
Sl No.	Bank Name	Sishu O/S No.	Sishu O/S Amt.	Sishu NPA No.	Sishu NPA Amt.	Kishore O/S No.	Kishore O/S Amt.	Kishore NPA No.	Kishore NPA Amt.	Tarun O/S No.	Tarun O/S Amt.	Tarun NPA No.	Tarun NPA Amt.	Total MUDRA O/S No.	Total MUDRA O/S Amt.	Total MUDRA NPA No.	Total MUDRA NPA Amt.
1	BOB	420	131.93	74	24.01	759	1114.1	147	229.96	152	750.62	16	43.69	1331	1996.65	237	297.66
2	BOI	132	45.54	17	3.85	339	597.06	28	45.35	99	580.64	4	20.74	570	1223.24	49	69.94
3	BOM	44	14.39	2	0.59	13	30.94	0	0	17	128.43	1	6.09	74	173.76	3	6.68
4	CAN	366	71.9	36	107.03	520	968.21	88	348.49	235	1261.68	31	230.99	1121	2301.79	155	686.51
5	CBI	545	106.21	68	21.41	620	1222.89	79	159.37	143	825.95	11	44.87	1308	2155.05	158	225.65
6	IND	294	68.06	9	20.05	448	595.41	11	16.1	108	421.93	1	6.4	850	1085.4	21	42.55
7	IOB	35	13.96	1	0.37	296	654.04	0	0	41	262.48	0	0	372	930.48	1	0.37
8	PNB	975	301.74	130	32.39	783	1155.41	113	111.79	76	524.65	3	13.6	1834	1981.8	246	157.78
9	PSB	113	25.81	2	0.46	78	97.49	2	1.08	6	47.16	0	0	197	170.46	4	1.54
10	SBI	5147	1840.4	875	285.74	2180	3895.06	813	1390.17	436	2575.1	119	766.72	7763	8310.56	1807	2442.63
11	UCO	650	132.69	6	1.78	353	463.38	6	5.83	18	137.93	0	0	1021	734	12	7.61
12	UNI	19	3.56	0	0	105	118.29	9	6.06	7	40.73	0	0	131	162.58	9	6.06
<b>Public</b>	<b>Total</b>	<b>8740</b>	<b>2756.19</b>	<b>1220</b>	<b>497.68</b>	<b>6494</b>	<b>10912.28</b>	<b>1296</b>	<b>2314.2</b>	<b>1338</b>	<b>7557.3</b>	<b>186</b>	<b>1133.1</b>	<b>16572</b>	<b>21225.77</b>	<b>2702</b>	<b>3944.98</b>
1	AXIS	0	0	0	0	0	0	0	0	0	0	0	0	0	0	0	0
2	BANDHAN	14214	3084.2	0	0	8462	4377.86	0	0	0	0	0	0	22676	7462.06	0	0
3	HDFC	8438	1567.23	2	0.46	1210	670.56	8	2.56	22	90.46	0	0	9670	2328.25	10	3.02
4	ICICI	0	0	0	0	18	33.64	2	5.25	10	47.12	0	6.18	28	80.76	2	11.43
5	IDBI	29	4.37	0	0	227	271.52	5	12.14	57	212.16	1	1.36	313	488.05	6	13.5
6	INDUS	0	0	0	0	0	0	0	0	0	0	0	0	0	0	0	0
7	NESFB	0	0	0	0	0	0	0	0	0	0	0	0	0	0	0	0
8	YES	0	0	0	0	0	0	0	0	0	0	0	0	0	0	0	0
<b>Private</b>	<b>Total</b>	<b>22681</b>	<b>4655.8</b>	<b>2</b>	<b>0.46</b>	<b>9917</b>	<b>5353.58</b>	<b>15</b>	<b>19.95</b>	<b>89</b>	<b>349.74</b>	<b>1</b>	<b>7.54</b>	<b>32687</b>	<b>10359.12</b>	<b>18</b>	<b>27.95</b>
1	MRB	7675	2346.23	2158	816.4	4822	5642.3	829	1009.07	206	1298.36	32	209.15	12703	9286.89	3019	2034.62
<b>RRB</b>	<b>Total</b>	<b>7675</b>	<b>2346.23</b>	<b>2158</b>	<b>816.4</b>	<b>4822</b>	<b>5642.3</b>	<b>829</b>	<b>1009.07</b>	<b>206</b>	<b>1298.36</b>	<b>32</b>	<b>209.15</b>	<b>12703</b>	<b>9286.89</b>	<b>3019</b>	<b>2034.62</b>
1	MSCB	0	0	0	0	0	0	0	0	0	0	0	0	0	0	0	0
<b>Grand</b>	<b>Total</b>	<b>39096</b>	<b>9758.22</b>	<b>3380</b>	<b>1314.54</b>	<b>21233</b>	<b>21908.16</b>	<b>2140</b>	<b>3343.22</b>	<b>1633</b>	<b>9205.4</b>	<b>219</b>	<b>1349.79</b>	<b>61962</b>	<b>40871.78</b>	<b>5739</b>	<b>6007.55</b>

**District wise PMMY Outstandings-NPA report of Manipur for the FY2020-2021 as on date 31-12-2020**

(Amount in Rs.Lakhs)

Sl No.	District Name	Sishu O/S No.	Sishu O/S Amt.	Sishu NPA No.	Sishu NPA Amt.	Kishore O/S No.	Kishore O/S Amt.	Kishore NPA No.	Kishore NPA Amt.	Tarun O/S No.	Tarun O/S Amt.	Tarun NPA No.	Tarun NPA Amt.	Total MUDRA O/S No.	Total MUDRA O/S Amt.	Total MUDRA NPA No.	Total MUDRA NPA Amt.
1	BISHNUPUR	3245	806.84	420	146.94	2175	1960.9	292	338.04	46	311.63	9	67.38	5466	3079.37	721	552.36
2	CHANDEL	119	41.58	10	3.84	144	229.48	54	85.13	8	37.52	3	14.9	271	308.58	67	103.87
3	CHURACHANDPUR	1240	380.81	80	20.2	756	1115.25	84	104.79	104	606.89	3	25.06	2100	2102.95	167	150.05
4	IMPHALEAST	8376	1870.04	621	228.26	2999	3149.88	240	426.57	393	2108.74	32	170.66	11768	7128.66	893	825.49
5	IMPHALWEST	12870	3375.94	1524	684.68	5357	6092.79	642	1169.16	757	4213.22	127	792.19	18984	13681.95	2293	2646.03
6	JIRIBAM	3196	784.36	0	0	2669	1544.28	32	0	2	9.12	0	0	5867	2337.76	32	0
7	KAKCHING	2609	661	132	41.47	2080	1595.9	165	268.69	44	265.76	8	56.92	4733	2522.66	305	367.08
8	KAMJONG	55	14.9	45	13.64	38	79.11	16	37.38	0	0	0	0	93	94.01	61	51.02
9	KANGPOKPI	133	42.05	7	1.5	305	552.22	24	21.59	23	168.38	1	8.35	461	762.65	32	31.44
10	NONEY	151	52.89	71	23.72	393	442.89	40	38.24	2	4.29	0	0	546	500.07	111	61.96
11	PHERZAWAL	4	1.32	1	0.49	4	8.17	0	0	0	0	0	0	8	9.49	1	0.49
12	SENAPATI	283	70.17	94	20.83	866	1468.78	265	443.92	88	489.99	10	44.28	1237	2028.94	369	509.03
13	TAMENGLONG	146	29.97	14	2.5	240	344.52	12	17.38	23	148.6	0	0	409	523.09	26	19.88
14	TENGNOUNPAL	224	67.97	32	5.51	325	348.57	39	44.09	5	26.45	1	5.22	554	442.99	72	54.82
15	THOUBAL	6234	1499.74	300	110.38	2636	2587.23	192	249.26	113	632.17	11	60.82	8983	4719.14	503	420.46
16	UKHRUL	211	58.64	29	10.58	246	388.19	43	98.98	25	182.64	14	104.01	482	629.47	86	213.57
<b>Grand</b>	<b>Total</b>	<b>39096</b>	<b>9758.22</b>	<b>3380</b>	<b>1314.54</b>	<b>21233</b>	<b>21908.16</b>	<b>2140</b>	<b>3343.22</b>	<b>1633</b>	<b>9205.4</b>	<b>219</b>	<b>1349.79</b>	<b>61962</b>	<b>40871.78</b>	<b>5739</b>	<b>6007.55</b>

<b>Bankwise Progress under PMMY -Disbursement Report of Manipur during the FY-2020-2021 as on date 31-12-2020</b>									
<b>(Amount in Rs. Lakhs)</b>									
<b>Sl No.</b>	<b>Bank Name</b>	<b>Sishu No.</b>	<b>Sishu Amt.</b>	<b>Kishore No.</b>	<b>Kishore Amt.</b>	<b>Tarun No.</b>	<b>Tarun Amt.</b>	<b>Total MUDRA Disb No.</b>	<b>Total MUDRA Disb Amt.</b>
1	BOB	39	15.86	148	286.86	36	219.69	223	522.41
2	BOI	7	3.17	28	37.01	24	96.57	59	136.75
3	BOM	49	7.1	1	2	0	0	50	9.1
4	CAN	81	16.08	41	82.28	50	221.36	172	319.72
5	CBI	20	12.14	10	24.09	3	26	33	62.23
6	IND	104	21.43	193	209.33	57	185.71	354	416.47
7	IOB	35	13.96	296	654.04	41	262.78	372	930.78
8	PNB	362	149	79	170.78	57	336.19	498	655.97
9	PSB	41	10.3	19	26.25	1	9.26	61	45.81
10	SBI	3938	1494.71	673	1820.26	671	4839.1	5282	8154.07
11	UCO	139	31.23	165	270.63	0	0	304	301.86
12	UNI	14	1.4	3	8.5	1	8	18	17.9
<b>Pub</b>	<b>Total</b>	<b>4829</b>	<b>1776.38</b>	<b>1656</b>	<b>3592.03</b>	<b>941</b>	<b>6204.66</b>	<b>7426</b>	<b>11573.07</b>
1	AXIS	0	0	0	0	0	0	0	0
2	BANDHAN	6117	1764.97	2522	2303.75	0	0	8639	4068.72
3	HDFC	867	239.41	160	126.54	0	0	1027	365.95
4	ICICI	0	0	0	0	0	0	0	0
5	IDBI	2	0.6	71	87.45	25	64.16	98	152.21
6	INDUS	0	0	0	0	0	0	0	0
7	NESFB	0	0	0	0	0	0	0	0
8	YES	0	0	0	0	0	0	0	0
<b>Priv</b>	<b>Total</b>	<b>6986</b>	<b>2004.98</b>	<b>2753</b>	<b>2517.74</b>	<b>25</b>	<b>64.16</b>	<b>9764</b>	<b>4586.88</b>
1	MRB	1591	368.07	731	1111.29	22	168.5	2344	1647.86
<b>RRB</b>	<b>Total</b>	<b>1591</b>	<b>368.07</b>	<b>731</b>	<b>1111.29</b>	<b>22</b>	<b>168.5</b>	<b>2344</b>	<b>1647.86</b>
1	MSCB	0	0	0	0	0	0	0	0
<b>Grand</b>	<b>Total</b>	<b>13406</b>	<b>4149.43</b>	<b>5140</b>	<b>7221.06</b>	<b>988</b>	<b>6437.32</b>	<b>19534</b>	<b>17807.81</b>

<b>District wise PMMY Disbursements report of Manipur during the FY2020-2021 as on date 31-12-2020</b>									
<b>(Amount in Rs.Lakhs)</b>									
<b>SI No.</b>	<b>District Name</b>	<b>Sishu No</b>	<b>Sishu amt</b>	<b>Kishore no</b>	<b>Kishore Amt</b>	<b>Tarun No</b>	<b>Tarun Amt</b>	<b>Total MUDRA Disb No.</b>	<b>Total MUDRA Disb Amt.</b>
1	BISHNUPUR	693	233.36	158	278.06	13	104.33	864	615.75
2	CHANDEL	72	31.08	13	21.41	4	36.5	89	88.99
3	CHURACHANDPUR	363	163.14	140	247.26	42	271.63	545	682.03
4	IMPHALEAST	1760	503.53	511	975.53	279	1682.32	2550	3161.38
5	IMPHALWEST	6422	1878.02	2235	2933.18	538	3615.23	9195	8426.43
6	JIRIBAM	2233	704.42	1146	1128.65	1	6	3380	1839.07
7	KAKCHING	814	275.33	125	136.07	13	77.29	952	488.69
8	KAMJONG	0	0	1	3.3	0	0	1	3.3
9	KANGPOKPI	76	24.1	143	262.59	18	134.39	237	421.08
10	NONEY	19	7.83	61	92.27	2	13.5	82	113.6
11	PHERZAWAL	0	0.02	0	0	0	0	0	0.02
12	SENAPATI	23	9.42	94	257.04	25	208.28	142	474.74
13	TAMENGLONG	9	4.46	15	30.09	5	39.09	29	73.64
14	TENGNUUPAL	99	44.66	73	112.14	8	54.9	180	211.7
15	THOUBAL	802	261.06	389	691.93	38	178.16	1229	1131.15
16	UKHRUL	21	9	36	51.54	2	15.7	59	76.24
<b>Grand</b>	<b>Total</b>	<b>13406</b>	<b>4149.43</b>	<b>5140</b>	<b>7221.06</b>	<b>988</b>	<b>6437.32</b>	<b>19534</b>	<b>17807.81</b>

Bankwise Progress under SUPI Disbursements Report of Manipur during the FY-2020-2021 as on date 31-12-2020							
(Amount in Rs. Lakhs)							
Sl No.	Bank Name	No. of Female Account	Sum of Female Amount	No. of Male Account to SC	Sum of Male Amount to SC	No. of Male Account to ST	Sum of Male Amount to ST
1	BOB	53	55.04	5	26.63	24	25.77
2	BOI	0	0	0	0	0	0
3	BOM	2	12.71	0	0	0	0
4	CAN	2	0	0	0	2	0
5	CBI	2	25.9	0	0	1	5.97
6	IND	5	56.9	4	122.3	5	98.34
7	IOB	0	0	0	0	0	0
8	PNB	5	101.01	0	0	1	10.8
9	PSB	11	48.54	11	75.36	9	72.88
10	SBI	3	0.96	0	0	0	0
11	UCO	12	287	0	0	4	40
12	UNI	0	0	0	0	0	0
<b>Public</b>	<b>Total</b>	<b>95</b>	<b>588.06</b>	<b>20</b>	<b>224.29</b>	<b>46</b>	<b>253.76</b>
1	AXIS	0	0	0	0	0	0
2	BANDHAN	0	0	0	0	0	0
3	HDFC	0	0	0	0	0	0
4	ICICI	0	0	0	0	0	0
5	IDBI	0	0	0	0	0	0
6	INDUS	0	0	0	0	0	0
7	NESFB	0	0	0	0	0	0
8	YES	0	0	0	0	0	0
<b>Private</b>	<b>Total</b>	<b>0</b>	<b>0</b>	<b>0</b>	<b>0</b>	<b>0</b>	<b>0</b>
1	MRB	2	23	0	0	0	0
<b>RRB</b>	<b>Total</b>	<b>2</b>	<b>23</b>	<b>0</b>	<b>0</b>	<b>0</b>	<b>0</b>
1	MSCB	0	0	0	0	0	0
<b>Grand</b>	<b>Total</b>	<b>97</b>	<b>611.06</b>	<b>20</b>	<b>224.29</b>	<b>46</b>	<b>253.76</b>

District wise SUPI Disbursements report of Manipur during the FY2020-2021 as on date 31-12-2020							
(Amount in Rs.Lakhs)							
Sl No.	District Name	No. of Female Account	Sum of Female Amount	No. of Male Account to SC	Sum of Male Amount to SC	No. of Male Account to ST	Sum of Male Amount to ST
1	BISHNUPUR	1	10	0	0	0	0
2	CHANDEL	0	0	0	0	0	0
3	CHURACHANDPUR	6	18.33	0	0	7	34.22
4	IMPHALEAST	21	216.27	5	4.11	11	126.67
5	IMPHALWEST	64	363.45	11	97.88	24	87.9
6	JIRIBAM	0	0	0	0	0	0
7	KAKCHING	0	0	4	122.3	0	0
8	KAMJONG	0	0	0	0	0	0
9	KANGPOKPI	2	2.05	0	0	3	3.85
10	NONEY	0	0	0	0	0	0
11	PHERZAWAL	0	0	0	0	0	0
12	SENAPATI	3	0.96	0	0	0	0
13	TAMENGLONG	0	0	0	0	0	0
14	TENGNOUNPAL	0	0	0	0	1	1.12
15	THOUBAL	0	0	0	0	0	0
16	UKHRUL	0	0	0	0	0	0
<b>Grand</b>	<b>Total</b>	<b>97</b>	<b>611.06</b>	<b>20</b>	<b>224.29</b>	<b>46</b>	<b>253.76</b>

BANKWISE SUMMARY OF PMEGP TARGET ALLOCATION FOR 2020-2021											
Sl. No	BANK	No. of Brs	KVIC		KVIB		DIC		Target		Ratio per Brs
			NO.	MARGIN	NO.	MARGIN	NO.	MARGIN	NO.	MARGIN	
1	Allahabad Bank	4	15	37.50	15	37.50	19	47.50	49	122.50	12.25
2	Axis Bank	11	40	100.00	40	100.00	53	132.50	133	332.50	12.09
3	Bandhan Bank	3	9	22.50	11	27.50	15	37.50	35	87.50	11.67
4	Bank of Baroda	16	58	145.00	58	145.00	77	192.50	193	482.50	12.06
5	Bank of India	4	15	37.50	15	37.50	19	47.50	49	122.50	12.25
6	Bank of Maharashtra	1	4	10.00	4	10.00	5	12.50	13	32.50	13.00
7	Canara Bank	5	18	45.00	19	47.50	24	60.00	61	152.50	12.20
8	Central Bank of India	8	29	72.50	30	75.00	39	97.50	98	245.00	12.25
9	HDFC	8	29	72.50	29	72.50	39	97.50	97	242.50	12.13
10	ICICI Bank	9	33	82.50	33	82.50	44	110.00	110	275.00	12.22
11	IDBI	2	7	17.50	7	17.50	10	25.00	24	60.00	12.00
12	Indian Bank	1	4	10.00	4	10.00	5	12.50	13	32.50	13.00
13	IndusInd	3	11	27.50	11	27.50	15	37.50	37	92.50	12.33
14	Indian Overseas Bank	3	11	27.50	11	27.50	15	37.50	37	92.50	12.33
15	Punjab National Bank	5	18	45.00	18	45.00	24	60.00	60	150.00	12.00
16	Punjab & Sind Bank	5	18	45.00	18	45.00	24	60.00	60	150.00	12.00
17	State Bank of India	45	164	410.00	160	400.00	218	545.00	542	1355.00	12.04
18	United Bank of India	18	66	165.00	66	165.00	87	217.50	219	547.50	12.17
19	UCO	13	47	117.50	47	117.50	64	160.00	158	395.00	12.15
20	Syndicate Bank	1	4	10.00	4	10.00	5	12.50	13	32.50	13.00
21	Union	1	4	10.00	4	10.00	5	12.50	13	32.50	13.00
22	Yes	1	4	10.00	4	10.00	5	12.50	13	32.50	13.00
23	NESFB	3	11	27.50	11	27.50	14	35.00	36	90.00	12.00
	<b>TOTAL</b>	<b>170</b>	<b>619</b>	<b>1547.50</b>	<b>619</b>	<b>1547.50</b>	<b>825</b>	<b>2062.50</b>	<b>2063</b>	<b>5157.50</b>	<b>12.14</b>

BANKWISE SUMMARY OF PMEGP TARGET ALLOCATION FOR 2020-2021								
DISTRICT	KVIC		KVIB		DIC		Total Target	
	NO.	MARGIN	NO.	MARGIN	NO.	MARGIN	NO.	MARGIN
THOUBAL	62	155.00	62	155.00	82	205.00	206	515.00
KAKCHING	17	42.50	17	42.50	24	60.00	58	145.00
CHANDEL	38	95.00	38	95.00	50	125.00	126	315.00
TENGOUNPAL	12	30.00	12	30.00	15	37.50	39	97.50
CHURACHANDPUR	60	150.00	60	150.00	79	197.50	199	497.50
PHERZWAL	5	12.50	5	12.50	7	17.50	17	42.50
SENAPATI	71	177.50	71	177.50	93	232.50	235	587.50
KANGPOKPI	24	60.00	24	60.00	33	82.50	81	202.50
IMPHAL WEST	130	325.00	130	325.00	174	435.00	434	1085.00
IMPHAL EAST	80	200.00	80	200.00	108	270.00	268	670.00
JIRIBAM	7	17.50	7	17.50	9	22.50	23	57.50
BISHNUPUR	45	112.50	45	112.50	61	152.50	151	377.50
TAMENGLONG	25	62.50	25	62.50	34	85.00	84	210.00
NONEY	6	15.00	6	15.00	8	20.00	20	50.00
UKHRUL	33	82.50	33	82.50	44	110.00	110	275.00
KAMJONG	4	10.00	4	10.00	4	10.00	12	30.00
<b>TOTAL</b>	<b>619</b>	<b>1547.50</b>	<b>619</b>	<b>1547.50</b>	<b>825</b>	<b>2062.50</b>	<b>2063</b>	<b>5157.50</b>

<b>Bankwise Progress under PHEMEP Report of Manipur in the FY-2020-2021 as on date 31-12-2020</b>									
<b>(Amount in Rs. Lakhs)</b>									
<b>Sl No.</b>	<b>BankName</b>	<b>CY SANCTION A/C No.</b>	<b>CY SANCTION Amt.</b>	<b>CY DISBURSED A/C No.</b>	<b>CY DISBURSED Amt.</b>	<b>PHEMEP O/S No.</b>	<b>PHEMEP O/S Amt.</b>	<b>PHEMEP NPA No.</b>	<b>PHEMEP NPA Amt.</b>
1	BOB	24	275.13	24	98.83	108	449.5	8	35.15
2	BOI	55	118.52	55	80.94	272	709.53	44	52.69
3	BOM	0	0	0	0	15	44.72	2	6.74
4	CAN	30	95.93	60	106.8	263	768.64	92	224.05
5	CBI	62	292.28	62	178.34	445	1430.55	206	572.76
6	IND	24	140.9	24	140.9	193	645.2	53	77.55
7	IOB	19	90.84	19	90.84	88	246.57	26	31.87
8	PNB	72	287	58	174	1513	2709	541	927.2
9	PSB	10	28.5	10	25.79	305	1116.21	111	320.59
10	SBI	8	28.19	8	28.19	1272	2363.49	576	1014.64
11	UCO	93	181.13	241	265.06	787	1324.24	378	911
12	UNI	0	0	0	0	0	0	0	0
<b>Pub</b>	<b>Total</b>	<b>397</b>	<b>1538.42</b>	<b>561</b>	<b>1189.69</b>	<b>5261</b>	<b>11807.65</b>	<b>2037</b>	<b>4174.24</b>
1	AXIS	0	0	0	0	40	43.55	0	0
2	BANDHAN	0	0	0	0	0	0	0	0
3	HDFC	10	5.31	0	0	6	1.13	0	0
4	ICICI	0	0	0	0	0	0	0	0
5	IDBI	41	99.23	41	57.5	64	148.47	0	0
6	INDUS	0	0	0	0	0	0	0	0
7	NESFB	0	0	0	0	0	0	0	0
8	YES	0	0	0	0	0	0	0	0
<b>Priv</b>	<b>Total</b>	<b>51</b>	<b>104.54</b>	<b>41</b>	<b>57.5</b>	<b>110</b>	<b>193.15</b>	<b>0</b>	<b>0</b>
1	MRB	0	0	0	0	0	0	0	0
<b>RRB</b>	<b>Total</b>	<b>0</b>	<b>0</b>	<b>0</b>	<b>0</b>	<b>0</b>	<b>0</b>	<b>0</b>	<b>0</b>
1	MSCB	0	0	0	0	0	0	4	0
<b>Grand</b>	<b>Total</b>	<b>448</b>	<b>1642.96</b>	<b>602</b>	<b>1247.19</b>	<b>5371</b>	<b>12000.8</b>	<b>2041</b>	<b>4174.24</b>



District wise PMEGP report of Manipur in the FY2020-2021 as on date 31-12-2020									
(Amount in Rs.Lakhs)									
SI No.	DistrictName	CY SANCTION A/C No.	CY SANCTION Amt.	CY DISBURSED A/C No.	CY DISBURSED Amt.	PMEGP O/S No.	PMEGP O/S Amt.	PMEGP NPA No.	PMEGP NPA Amt.
1	BISHNUPUR	49	141.56	103	140.08	575	968.11	318	554.84
2	CHANDEL	5	14.25	6	9.11	199	303.14	84	139.31
3	CHURACHANDPUR	69	171.44	89	105.53	407	764.61	153	207.44
4	IMPHALEAST	90	346.36	97	272.52	955	3054.55	327	932.19
5	IMPHALWEST	85	408.92	113	244.12	969	2883.07	425	1097.93
6	JIRIBAM	0	0	0	0	35	54	6	15
7	KAKCHING	15	44.85	13	33.85	267	479.17	97	204.48
8	KAMJONG	0	0	0	0	40	75.73	18	37.98
9	KANGPOKPI	17	150.07	17	120.93	109	355.87	47	84.01
10	NONEY	1	9	1	9	28	57.97	14	30.61
11	PHERZAWAL	0	0	0	0	4	8.17	0	0
12	SENAPATI	46	113.74	48	98.1	614	1072.32	194	319.21
13	TAMENGLONG	8	25	20	22.1	225	301.75	96	102
14	TENGNOUNPAL	4	11.85	5	7.71	77	106.17	36	41.42
15	THOUBAL	47	176.25	45	134.14	525	1021.74	127	234.55
16	UKHRUL	12	29.67	45	50	342	494.43	99	173.27
<b>Grand</b>	<b>Total</b>	<b>448</b>	<b>1642.96</b>	<b>602</b>	<b>1247.19</b>	<b>5371</b>	<b>12000.8</b>	<b>2041</b>	<b>4174.24</b>

Bankwise POSITION OF NPA UNDER GOVT. SPONSORED SCHEMES Report of Manipur for the FY-2020-2021 as on date 31-12-2020																							
(Amount in Rs.Lakhs)																							
Sl No.	Bank Name	NRLM O/S No.	NRLM O/S Amt.	NRLM Irregular A/C No	NRLM Irregular A/C Amt	NRLM NPA NO	NRLM NPA AMT	NULM O/S No.	NULM O/S Amt.	NULM NPA NO	NULM NPA AMT	PMEGP O/S No.	PMEGP O/S Amt.	PMEGP NPA NO	PMEGP NPA AMT	SHG O/S No.	SHG O/S Amt.	SHG NPA NO	SHG NPA AMT	SUI O/S No.	SUI O/S Amt.	SUI NPA NO	SUI NPA AMT
1	BOB	62	48.33	7	1.32	0	0	0	0	0	0	108	449.5	8	35.15	86	64.7	1	0.71	54	438.68	0	0
2	BOI	52	24.69	0	0	0	0	0	0	0	0	272	709.53	44	52.69	52	24.69	0	0	21	159.07	0	0
3	BOM	0	0	0	0	0	0	0	0	0	0	15	44.72	2	6.74	0	0	0	0	2	12.71	0	0
4	CAN	6	3.14	0	0	0	0	2	1.78	1	0.85	263	768.64	92	224.05	7	6.05	0	0	5	47.97	0	0
5	CBI	0	0	0	0	0	0	1	0.13	0	0	445	1430.55	206	572.76	23	24.19	13	17.08	2	21.6	0	0
6	IND	1	2.04	0	0	0	0	4	4.26	3	2.92	193	645.2	53	77.55	0	0	0	0	9	188.95	0	0
7	IOB	0	0	0	0	0	0	0	0	0	0	88	246.57	26	31.87	18	13.53	0	0	0	0	0	0
8	PNB	0	0	0	0	0	0	0	0	0	0	1513	2709	541	927.2	330	114.9	241	54.55	10	104.2	0	0
9	PSB	0	0	0	0	0	0	0	0	0	0	305	1116.21	111	320.59	0	0	0	0	20	121.28	0	0
10	SBI	1	0.02	1	0.02	1	0.02	0	0	0	0	1272	2363.49	576	1014.64	79	92.98	12	6.51	60	854.79	0	0
11	UCO	53	54.78	5	4.23	0	0	0	0	0	0	787	1324.24	378	911	53	54.78	0	0	20	367.56	1	26.56
12	UNI	0	0	0	0	0	0	0	0	0	0	0	0	0	0	0	0	0	0	1	57.46	0	0
<b>Pub</b>	<b>Total</b>	<b>175</b>	<b>133</b>	<b>13</b>	<b>5.57</b>	<b>1</b>	<b>0.02</b>	<b>7</b>	<b>6.17</b>	<b>4</b>	<b>3.77</b>	<b>5261</b>	<b>11807.7</b>	<b>2037</b>	<b>4174.24</b>	<b>648</b>	<b>395.82</b>	<b>267</b>	<b>78.85</b>	<b>204</b>	<b>2374.27</b>	<b>1</b>	<b>26.56</b>
1	AXIS	0	0	0	0	0	0	0	0	0	0	40	43.55	0	0	0	0	0	0	0	0	0	0
2	BANDHAN	0	0	0	0	0	0	0	0	0	0	0	0	0	0	0	0	0	0	0	0	0	0
3	HDFC	0	0	0	0	0	0	0	0	0	0	6	1.13	0	0	0	0	0	0	14	150.04	1	5.35
4	ICICI	0	0	0	0	0	0	0	0	0	0	0	0	0	0	0	0	0	0	0	0	0	0
5	IDBI	1	9.21	0	0	0	0	0	0	0	0	64	148.47	0	0	0	0	0	0	7	45.86	0	0
6	INDUS	0	0	0	0	0	0	0	0	0	0	0	0	0	0	0	0	0	0	0	0	0	0
7	NESFB	0	0	0	0	0	0	0	0	0	0	0	0	0	0	0	0	0	0	0	0	0	0
8	YES	0	0	0	0	0	0	0	0	0	0	0	0	0	0	0	0	0	0	0	0	0	0
<b>Priv</b>	<b>Total</b>	<b>1</b>	<b>9.21</b>	<b>0</b>	<b>0</b>	<b>0</b>	<b>0</b>	<b>0</b>	<b>0</b>	<b>0</b>	<b>0</b>	<b>110</b>	<b>193.15</b>	<b>0</b>	<b>0</b>	<b>0</b>	<b>0</b>	<b>0</b>	<b>0</b>	<b>21</b>	<b>195.9</b>	<b>1</b>	<b>5.35</b>
1	MRB	769	563.36	0	0	74	28.68	193	128.15	10	2.48	0	0	0	0	877	717.24	228	125.65	16	209.11	4	52.67
<b>RRB</b>	<b>Total</b>	<b>769</b>	<b>563.36</b>	<b>0</b>	<b>0</b>	<b>74</b>	<b>28.68</b>	<b>193</b>	<b>128.15</b>	<b>10</b>	<b>2.48</b>	<b>0</b>	<b>0</b>	<b>0</b>	<b>0</b>	<b>877</b>	<b>717.24</b>	<b>228</b>	<b>125.65</b>	<b>16</b>	<b>209.11</b>	<b>4</b>	<b>52.67</b>
1	MSCB	70	51.63	0	0	0	0	0	0	0	0	0	0	4	0	333	275.22	6	3.34	0	0	0	0
<b>Grand</b>	<b>Total</b>	<b>1015</b>	<b>757.2</b>	<b>13</b>	<b>5.57</b>	<b>75</b>	<b>28.7</b>	<b>200</b>	<b>134.32</b>	<b>14</b>	<b>6.25</b>	<b>5371</b>	<b>12000.8</b>	<b>2041</b>	<b>4174.24</b>	<b>1858</b>	<b>1388.28</b>	<b>501</b>	<b>207.84</b>	<b>241</b>	<b>2779.28</b>	<b>6</b>	<b>84.58</b>

District wise POSITION OF NPA UNDER GOVT. SPONSORED SCHEMES report of Manipur for the FY2020-2021 as on date 31-12-2020																							
(Amount in Rs.Lakhs)																							
Sl No.	District Name	NRLM O/S No.	NRLM O/S Amt.	NRLM Irregular A/C No	NRLM Irregular A/C Amt	NRLM NPA NO	NRLM NPA AMT	NULM O/S No.	NULM O/S Amt.	NULM NPA NO	NULM NPA AMT	PMEGP O/S No.	PMEGP O/S Amt.	PMEGP NPA NO	PMEGP NPA AMT	SHG O/S No.	SHG O/S Amt.	SHG NPA NO	SHG NPA AMT	SUI O/S No.	SUI O/S Amt.	SUI NPA NO	SUI NPA AMT
1	BISHNUPUR	7	6.06	0	0	1	0.26	36	9.94	9	1.6	575	968.11	318	554.84	329	226.95	54	20.7	1	25.44	0	0
2	CHANDEL	6	1.9	1	0.92	0	0	0	0	0	0	199	303.14	84	139.31	6	1.9	0	0	0	0	0	0
3	CHURACHANDPUR	1	0.02	1	0.02	1	0.02	1	0.13	0	0	407	764.61	153	207.44	168	43.98	158	37.09	25	320.19	0	0
4	IMPHALEAST	615	471.1	6	1.66	23	12.97	16	8.3	0	0	955	3054.55	327	932.19	306	290.89	28	26.19	37	365.69	1	14
5	IMPHALWEST	23	18.52	0	0	6	1.7	72	47	5	4.65	969	2883.07	425	1097.93	365	304.51	84	66.82	123	1416.98	4	63.83
6	JIRIBAM	0	0	0	0	0	0	0	0	0	0	35	54	6	15	0	0	0	0	0	0	0	0
7	KAKCHING	7	6.17	2	1.94	0	0	0	0	0	0	267	479.17	97	204.48	50	30.5	20	8.14	6	111.51	1	6.75
8	KAMJONG	0	0	0	0	0	0	0	0	0	0	40	75.73	18	37.98	0	0	0	0	0	0	0	0
9	KANGPOKPI	0	0	0	0	0	0	0	0	0	0	109	355.87	47	84.01	47	42.37	0	0	5	5.87	0	0
10	NONEY	6	2.72	0	0	5	2.07	0	0	0	0	28	57.97	14	30.61	82	71.41	25	11.99	0	0	0	0
11	PHERZAWAL	0	0	0	0	0	0	0	0	0	0	4	8.17	0	0	0	0	0	0	0	0	0	0
12	SENAPATI	10	6.79	1	1	0	0	0	0	0	0	614	1072.32	194	319.21	51	42.23	5	6.04	28	421.44	0	0
13	TAMENGLONG	0	0	0	0	0	0	0	0	0	0	225	301.75	96	102	1	2.91	0	0	0	0	0	0
14	TENGNUPAL	128	99.25	2	0.03	0	0	1	0.45	0	0	77	106.17	36	41.42	48	74.11	3	0.35	1	1.14	0	0
15	THOUBAL	207	138.83	0	0	39	11.68	74	68.5	0	0	525	1021.74	127	234.55	319	230.48	60	22.35	14	79.11	0	0
16	UKHRUL	5	5.84	0	0	0	0	0	0	0	0	342	494.43	99	173.27	86	26.04	64	8.17	1	31.91	0	0
<b>Grand</b>	<b>Total</b>	<b>1015</b>	<b>757.2</b>	<b>13</b>	<b>5.57</b>	<b>75</b>	<b>28.7</b>	<b>200</b>	<b>134.32</b>	<b>14</b>	<b>6.25</b>	<b>5371</b>	<b>12000.8</b>	<b>2041</b>	<b>4174.24</b>	<b>1858</b>	<b>1388.28</b>	<b>501</b>	<b>207.84</b>	<b>241</b>	<b>2779.28</b>	<b>6</b>	<b>84.58</b>

Bankwise Progress under EDUCATION LOAN Report of Manipur in the FY-2020-2021 as on date 31-12-2020													
(Rs. In Lakhs)													
Sl No.	Bank Name	Sanctioned No	of which girl student Sanctioned No	Sanctioned Amt	of which girl student Sanctioned Amt	Disb. Number	of which girl student Disb No	Disb. Amt	of which girl student Disb Amt	OS No	of which girl student OS No	OS amt	of which girl student OS Amt
1	BOB	5	3	68	68	16	8	59.06	51.14	83	40	364.74	199.38
2	BOI	0	0	0	0	2	2	5	5	18	7	57.92	29.26
3	BOM	1	1	1	1	4	2	5.18	3.59	16	11	87.69	60.87
4	CAN	5	5	11.25	3.03	30	11	28.72	11.47	84	33	273.33	113.64
5	CBI	0	0	0	0	0	0	0	0	43	0	165.89	0
6	IND	4	4	13.25	13.25	4	4	3.9	3.9	30	17	178.58	105.58
7	IOB	0	0	0	0	6	5	16.11	14.7	6	5	18.25	16.84
8	PNB	0	0	0	0	0	0	0	0	163	77	727.54	373.23
9	PSB	0	0	0	0	0	0	0	0	17	6	123.69	19.58
10	SBI	17	9	86.43	52.47	116	58	542.89	262.12	335	155	1529.76	712.42
11	UCO	0	0	0	0	5	3	1079.03	1.62	28	15	145.17	69.23
12	UNI	0	0	0	0	0	0	0	0	3	2	18.41	16.49
<b>Public</b>	<b>Total</b>	<b>32</b>	<b>22</b>	<b>179.93</b>	<b>137.75</b>	<b>183</b>	<b>93</b>	<b>1739.89</b>	<b>353.54</b>	<b>826</b>	<b>368</b>	<b>3690.97</b>	<b>1716.52</b>
1	AXIS	0	0	0	0	0	0	0	0	0	0	0	0
2	BANDHAN	0	0	0	0	0	0	0	0	0	0	0	0
3	HDFC	1	0	1.89	0	1	0	1.89	0	5	1	4.67	0.5
4	ICICI	0	0	0	0	0	0	0	0	0	0	0	0
5	IDBI	3	3	2.7	2.7	6	5	2.4	2	27	22	55.29	35.42
6	INDUS	0	0	0	0	0	0	0	0	0	0	0	0
7	NESFB	0	0	0	0	0	0	0	0	0	0	0	0
8	YES	0	0	0	0	0	0	0	0	0	0	0	0
<b>Private</b>	<b>Total</b>	<b>4</b>	<b>3</b>	<b>4.59</b>	<b>2.7</b>	<b>7</b>	<b>5</b>	<b>4.29</b>	<b>2</b>	<b>32</b>	<b>23</b>	<b>59.96</b>	<b>35.92</b>
1	MRB	1	1	7.5	7.5	1	1	1.92	1.92	4	3	14.44	6.32
<b>RRB</b>	<b>Total</b>	<b>1</b>	<b>1</b>	<b>7.5</b>	<b>7.5</b>	<b>1</b>	<b>1</b>	<b>1.92</b>	<b>1.92</b>	<b>4</b>	<b>3</b>	<b>14.44</b>	<b>6.32</b>
1	MSCB	0	0	0	0	0	0	0	0	10	10	5.15	5.15
<b>Grand</b>	<b>Total</b>	<b>37</b>	<b>26</b>	<b>192.02</b>	<b>147.95</b>	<b>191</b>	<b>99</b>	<b>1746.1</b>	<b>357.46</b>	<b>872</b>	<b>404</b>	<b>3770.52</b>	<b>1763.91</b>

District wise EDUCATION LOAN report of Manipur in the FY2020-2021 as on date 31-12-2020													
(Amount in Rs.Lakhs)													
SI No.	District Name	Sanctioned No	of which girl student Sanctioned No	Sanctioned Amt	of which girl student Sanctioned Amt	Disb. Number	of which girl student Disb No	Disb. Amt	of which girl student Disb Amt	OS No	of which girl student OS No	OS amt	of which girl student OS Amt
1	BISHNUPUR	1	0	1.71	0	10	5	30.25	13.98	21	7	92.76	27.02
2	CHANDEL	0	0	0	0	3	2	5.4	3.3	9	6	22.3	16.15
3	CHURACHANDPUR	4	4	3.7	3.7	14	10	1086.29	5.51	67	38	118.4	51.15
4	IMPHALEAST	3	1	29.29	7.5	40	13	151.59	44.15	175	75	795.2	341.09
5	IMPHALWEST	20	14	86.22	67.67	90	50	334.2	197.39	470	213	2271.29	1085.57
6	JIRIBAM	0	0	0	0	0	0	0	0	1	1	0.5	0.5
7	KAKCHING	2	2	5.25	5.25	2	2	1.9	1.9	9	5	15.57	7.13
8	KAMJONG	0	0	0	0	0	0	0	0	0	0	0	0
9	KANGPOKPI	2	1	42.65	42	7	2	35.76	23.64	11	4	51.06	27.25
10	NONEY	0	0	0	0	1	1	1.09	1.09	2	1	2.35	1.09
11	PHERZAWAL	1	1	7.02	7.02	1	1	7.02	7.02	1	1	7.02	7.02
12	SENAPATI	2	1	1.15	0.62	17	10	65.14	35.42	65	37	248.55	127.98
13	TAMENGLONG	0	0	0	0	2	1	1	0.5	5	3	9.82	4.02
14	TENGNUPAL	0	0	0	0	0	0	0	0	2	0	4.35	0
15	THOUBAL	2	2	15.03	14.19	4	2	26.46	23.56	29	10	117.41	60.46
16	UKHRUL	0	0	0	0	0	0	0	0	5	3	13.94	7.48
<b>Grand</b>	<b>Total</b>	<b>37</b>	<b>26</b>	<b>192.02</b>	<b>147.95</b>	<b>191</b>	<b>99</b>	<b>1746.1</b>	<b>357.46</b>	<b>872</b>	<b>404</b>	<b>3770.52</b>	<b>1763.91</b>

Bankwise Financing under Overall, Rural & PMAY housing Report of Manipur in the FY-2020-2021 as on date 31-12-2020													
(Amount in Rs.Lakhs)													
Sl No.	Bank Name	Housing Loan (PS) O/S No	Housing Loan (PS) O/S Amount	Housing Loan (NPS) O/S No	Housing Loan (NPS) O/S Amount	Rural Housing Loan O/S No	Rural Housing Loan O/S Amount	Housing Loan Eligible under PMAY O/S No	Housing Loan Eligible under PMAY O/S Amount	Current Year Disbursed under PMAY No	Current Year Disbursed under PMAY Amount	PMAY O/S No	PMAY O/S Amount
1	BOB	408	5730.16	51	747.24	0	0	5	30	3	16	5	30
2	BOI	206	2699.46	96	2132.81	51	846.66	0	0	0	0	0	0
3	BOM	18	247.16	32	857.61	9	175.32	13	319.2	2	21.2	0	0
4	CAN	106	786.83	70	1690.11	0	0	2	18.1	0	0	3	33.1
5	CBI	86	668.68	1	113.01	0	0	0	0	0	0	0	0
6	IND	77	1041.07	67	1939.44	35	805.84	0	0	0	0	0	0
7	IOB	48	801.16	84	1090.54	0	0	0	0	0	0	0	0
8	PNB	495	6000	103	1741	30	237	53	194	12	76.5	53	194
9	PSB	168	1593.08	16	195.11	0	0	0	0	0	0	0	0
10	SBI	3082	35538.25	1015	30423.8	1081	18032.45	32	116.34	4	60.16	8	116.34
11	UCO	28	205.51	12	209.26	0	0	0	0	0	0	0	0
12	UNI	4	47.17	11	255	0	0	0	0	0	0	0	0
<b>Public</b>	<b>Total</b>	<b>4726</b>	<b>55358.53</b>	<b>1558</b>	<b>41394.93</b>	<b>1206</b>	<b>20097.27</b>	<b>105</b>	<b>677.64</b>	<b>21</b>	<b>173.86</b>	<b>69</b>	<b>373.44</b>
1	AXIS	0	3786.92	0	0	0	0	0	0	0	0	0	0
2	BANDHAN	0	0	0	0	0	0	0	0	0	0	0	0
3	HDFC	595	695.3	0	0	112	129.86	0	0	0	0	0	0
4	ICICI	0	0	0	0	0	0	0	0	0	0	0	0
5	IDBI	110	1427.23	14	390.29	0	0	0	0	0	0	0	0
6	INDUS	0	0	0	0	0	0	0	0	0	0	0	0
7	NESFB	0	0	0	0	0	0	0	0	0	0	0	0
8	YES	0	0	0	0	0	0	0	0	0	0	0	0
<b>Private</b>	<b>Total</b>	<b>705</b>	<b>5909.45</b>	<b>14</b>	<b>390.29</b>	<b>112</b>	<b>129.86</b>	<b>0</b>	<b>0</b>	<b>0</b>	<b>0</b>	<b>0</b>	<b>0</b>
1	MRB	108	935.75	40	482.45	37	365.03	0	0	0	0	3	296.01
<b>RRB</b>	<b>Total</b>	<b>108</b>	<b>935.75</b>	<b>40</b>	<b>482.45</b>	<b>37</b>	<b>365.03</b>	<b>0</b>	<b>0</b>	<b>0</b>	<b>0</b>	<b>3</b>	<b>296.01</b>
1	MSCB	79	856.67	0	0	0	0	0	0	0	0	0	0
<b>Grand</b>	<b>Total</b>	<b>5618</b>	<b>63060.4</b>	<b>1612</b>	<b>42267.67</b>	<b>1355</b>	<b>20592.16</b>	<b>105</b>	<b>677.64</b>	<b>21</b>	<b>173.86</b>	<b>72</b>	<b>669.45</b>

District wise Financing under Overall, Rural & PMAY housing report of Manipur in the FY2020-2021 as on date 31-12-2020													
(Amount in Rs.Lakhs)													
SI No.	District Name	Housing Loan (PS) O/S No	Housing Loan (PS) O/S Amount	Housing Loan (NPS) O/S No	Housing Loan (NPS) O/S Amount	Rural Housing Loan O/S No	Rural Housing Loan O/S Amount	Housing Loan Eligible under PMAY O/S No	Housing Loan Eligible under PMAY O/S Amount	Current Year Disbursed under PMAY No	Current Year Disbursed under PMAY Amount	PMAY O/S No	PMAY O/S Amount
1	AIZAWL	0	0	0	0	0	0	0	0	0	0	0	0
2	BISHNUPUR	192	2665.87	45	1072.56	3	41.19	3	6	0	0	3	125.3
3	CHANDEL	63	764.97	23	632.6	75	1226.79	0	0	0	0	0	0
4	CHURACHANDPUR	712	7436.96	140	4684.23	194	2155.21	8	64.64	3	37.64	8	64.64
5	IMPHALEAST	754	8389.59	178	4351.35	403	6884.66	7	37.5	4	30.5	9	52.98
6	IMPHALWEST	2775	31246.99	899	23195.64	89	1466.56	37	482.9	12	87.72	26	184.17
7	JIRIBAM	0	0	1	3	0	0	0	0	0	0	0	0
8	KAKCHING	194	2534.19	79	2053.88	14	159.91	19	38	2	18	13	38
9	KAMJONG	0	0	0	0	0	0	0	0	0	0	0	0
10	KANGPOKPI	182	2015.3	56	1386.4	198	2873.95	6	0	0	0	0	0
11	NONEY	0	0	1	21.31	1	21.31	0	0	0	0	0	44.62
12	PHERZAWAL	0	0	0	0	0	0	0	0	0	0	0	0
13	SENAPATI	258	2739.93	63	2017.68	320	4742.61	6	0	0	0	0	0
14	TAMENGLONG	57	337.06	32	602.11	0	0	0	0	0	0	0	0
15	TENGNOUNPAL	53	726.21	14	441.18	53	969.4	6	0	0	0	0	0
16	THOUBAL	366	4113.2	81	1805.73	5	50.57	13	48.6	0	0	13	159.74
17	UKHRUL	12	90.13	0	0	0	0	0	0	0	0	0	0
<b>Grand</b>	<b>Total</b>	<b>5618</b>	<b>63060.4</b>	<b>1612</b>	<b>42267.67</b>	<b>1355</b>	<b>20592.16</b>	<b>105</b>	<b>677.64</b>	<b>21</b>	<b>173.86</b>	<b>72</b>	<b>669.45</b>

Bankwise Priority Sector LOAN TO WEAKER SECTION Report of Manipur for the FY 2020-2021 as on date 31-12-2020																					
(Amount in Rs. Lakhs)																					
Sl No.	Bank Name	Small and Marginal Farmers No	Small and Marginal Farmers Amt	Schedule d Castes No	Schedule d Castes Amt	Schedule d Tribes No	Schedule d Tribes Amt	DRI scheme No	DRI scheme Amt	Self Help Groups No	Self Help Groups Amt	women benefici aries No	women benefici aries Amt	Minority communiti es No	Minority communiti es Amt	PMJDY No	PMJDY Amt	Others No	Others Amt	Tot Weaker Sec O/S No.	Tot Weaker Sec O/S Amt.
1	BOB	312	459.11	159	611.1	1248	3608.55	6	5.82	86	64.7	1150	1149.13	1290	3870.91	6	0.06	316	828.89	4573	10598.27
2	BOI	494	238.89	0	0	247	634.66	0	0	52	24.69	425	754	199	561.99	300	4.39	0	0	1717	2218.62
3	BOM	0	0	6	29.39	23	62.55	0	0	0	0	0	0	7	372.19	282	4	0	0	318	468.13
4	CAN	211	146.9	30	141.67	942	3079.55	28	2.96	6	3.14	570	183.17	329	1175.1	5	0.13	305	889.58	2426	5622.2
5	CBI	618	1157.23	26	42.56	3	7.89	14	35.54	107	139.46	91	23.36	21	64.98	0	0	37	105.48	917	1576.5
6	IND	308	215.02	49	54.64	188	161.66	1	0.1	100	69	105	72.58	72	50.49	0	0	0	0	823	623.49
7	IOB	207	147.81	55	111.05	89	216.55	0	0	18	13.53	27	43.48	0	0	0	0	0	0	396	532.42
8	PNB	8284	9771	1758	5296.5	9347	13939	0	0	334	124.19	3184	3118	17199	26690	0	0	3099	3898	43205	62836.69
9	PSB	94	111.72	0	0	2	3.07	0	0	0	0	0	0	3	3.07	0	0	475	1477.47	574	1595.33
10	SBI	2821	2514.72	785	1292.44	80	132.61	0	0	53	35.94	4160	1472.46	4895	11112.48	0	0	292	177.77	13086	16738.42
11	UCO	627	156.67	183	172.05	2210	3414.32	0	0	44	205594	916	332.04	92	355.74	0	0	959	2574.33	5031	212599.18
12	UNI	11	4.87	8	47.5	66	534.22	0	0	0	0	24	7.31	75	602.65	3	0.03	0	0	187	1196.58
<b>Pub</b>	<b>Total</b>	<b>13987</b>	<b>14923.94</b>	<b>3059</b>	<b>7798.9</b>	<b>14445</b>	<b>25794.63</b>	<b>49</b>	<b>44.42</b>	<b>800</b>	<b>206068.7</b>	<b>10652</b>	<b>7155.53</b>	<b>24182</b>	<b>44859.6</b>	<b>596</b>	<b>8.61</b>	<b>5483</b>	<b>9951.52</b>	<b>73253</b>	<b>316605.83</b>
1	AXIS	1944	2872.76	10	16.29	21	18.85	0	0	0	0	0	0	0	0	0	0	0	0	1975	2907.9
2	BANDHAN	1403	420.15	4430	1282.44	690	190.85	0	0	0	0	334	24.48	0	0	0	0	19282	5848.92	26139	7766.84
3	HDFC	398	647.41	5	25.46	84	279.59	0	0	0	0	9458	1987.22	120	530.3	0	0	0	0	10065	3469.98
4	ICICI	0	0	505	829.74	186	785.03	0	0	0	0	0	0	0	0	0	0	0	0	691	1614.77
5	IDBI	97	174.69	0	0	3	39.12	0	0	0	0	14	5.43	374	1649.34	0	0	39	105.93	527	1974.51
6	INDUS	1	1.24	2	7.9	2	3.15	0	0	0	0	10	104.38	29	382.42	0	0	1	1.24	45	500.33
7	NESFB	0	0	0	0	0	0	0	0	0	0	0	0	0	0	0	0	6698	1122.41	6698	1122.41
8	YES	0	0	0	0	0	0	0	0	0	0	0	0	1	60	0	0	0	0	1	60
<b>Priv</b>	<b>Total</b>	<b>3843</b>	<b>4116.25</b>	<b>4952</b>	<b>2161.83</b>	<b>986</b>	<b>1316.59</b>	<b>0</b>	<b>0</b>	<b>0</b>	<b>0</b>	<b>9816</b>	<b>2121.51</b>	<b>524</b>	<b>2622.06</b>	<b>0</b>	<b>0</b>	<b>26020</b>	<b>7078.5</b>	<b>46141</b>	<b>19416.74</b>
1	MRB	14150	6951.14	455	283.88	2084	1358.13	0	0	1833	1405.57	21163	7444.5	4211	2392.96	0	0	0	0	43896	19836.18
<b>RRB</b>	<b>Total</b>	<b>14150</b>	<b>6951.14</b>	<b>455</b>	<b>283.88</b>	<b>2084</b>	<b>1358.13</b>	<b>0</b>	<b>0</b>	<b>1833</b>	<b>1405.57</b>	<b>21163</b>	<b>7444.5</b>	<b>4211</b>	<b>2392.96</b>	<b>0</b>	<b>0</b>	<b>0</b>	<b>0</b>	<b>43896</b>	<b>19836.18</b>
1	MSCB	2845	3851.45	203	153.76	873	1055.82	0	0	658	525.71	413	241.53	101	83.97	55	19.04	633	210.89	5781	6142.17
<b>Grand</b>	<b>Total</b>	<b>34825</b>	<b>29842.78</b>	<b>8669</b>	<b>10398.37</b>	<b>18388</b>	<b>29525.17</b>	<b>49</b>	<b>44.42</b>	<b>3291</b>	<b>208000</b>	<b>42044</b>	<b>16963.07</b>	<b>29018</b>	<b>49958.59</b>	<b>651</b>	<b>27.65</b>	<b>32136</b>	<b>17240.91</b>	<b>169071</b>	<b>362000.92</b>



**Districtwise Priority Sector LOAN TO WEAKER SECTION Report of Manipur in the FY 2020-2021 as on date 31-12-2020**

(Amount in Rs. Lakhs)

Sl No.	District Name	Small and Marginal Farmers No	Small and Marginal Farmers Amt	Schedule d Castes No	Schedule d Castes Amt	Scheduled Tribes No	Scheduled Tribes Amt	DRI scheme No	DRI scheme Amt	Self Help Groups No	Self Help Groups Amt	women beneficiari es No	women beneficiari es Amt	Minority communiti es No	Minority communiti es Amt	PMJDY No	PMJDY Amt	Others No	Others Amt	Tot Weaker Sec O/S No.	Tot Weaker Sec O/S Amt.
1	BISHNUPUR	6072	2980.76	287	279.52	211	259.86	8	17.6	573	428.69	6452	2501.49	657	512.56	55	19.04	4126	2194.11	18441	9193.63
2	CHANDEL	45	13.67	3	1.35	308	406.83	0	0	1	0.92	95	51.72	351	698.28	0	0	40	31.63	843	1204.4
3	CHURACHANDPUR	1985	1155.36	36	37.31	3970	6838.42	6	17.94	232	164.16	1664	632.9	4379	8667.61	4	0.04	269	477.11	12545	17990.85
4	IMPHALEAST	5178	3907.8	224	420.97	671	1247.99	2	0.15	750	619.25	10887	3898.54	2423	2459.62	25	0.74	6944	3510.78	27104	16065.84
5	IMPHALWEST	10628	13471.47	1881	3515.86	4586	8182.86	10	6.15	458	361.18	11138	4771.86	9604	19737.14	330	4.67	10249	5863.03	48884	55914.22
6	JIRIBAM	380	200.91	366	159.53	778	827.2	0	0	0	0	35	1.61	175	323	0	0	3544	1394.07	5278	2906.32
7	KAKCHING	2098	1872.93	5119	4820.89	369	383.25	0	0	164	205648.93	1614	726.04	728	1454.55	0	0	853	592.7	10945	215499.29
8	KAMJONG	0	0	0	0	0	0	0	0	0	0	54	15.96	112	96.93	0	0	18	5.35	184	118.24
9	KANGPOKPI	478	320.93	67	163.19	614	1044.77	0	0	110	75.52	224	157.18	471	907.87	0	0	61	180.68	2025	2850.14
10	NONEY	438	280.31	1	0.92	752	567.43	0	0	85	72.1	589	324.26	804	648.85	0	0	1	0.38	2670	1894.25
11	PHERZAWAL	4	1.83	0	0	0	0	0	0	0	0	2	0.76	12	11.33	0	0	0	0	18	13.92
12	SENPATI	1870	1341.04	70	132.59	1401	2256.05	0	0	43	38.33	1144	766.73	3004	5873.26	2	0.02	189	308.59	7723	10716.61
13	TAMENGLONG	316	259.45	59	95	1615	2782.01	23	2.58	7	5	368	297.04	1452	2717.44	0	0	169	371.72	4009	6530.24
14	TENGNUPAL	288	197.77	13	22.55	587	476.62	0	0	145	106.23	441	184.84	653	691.06	0	0	128	51.93	2255	1731
15	THOUBAL	4562	3405.75	485	659.69	239	332.46	0	0	587	438.56	6916	2341.15	2372	1804.46	235	3.14	5422	2077.96	20818	11063.17
16	UKHRUL	483	432.8	58	89	2287	3919.42	0	0	136	41.09	421	290.99	1821	3354.63	0	0	123	180.87	5329	8308.8
<b>Grand</b>	<b>Total</b>	<b>34825</b>	<b>29842.78</b>	<b>8669</b>	<b>10398.37</b>	<b>18388</b>	<b>29525.17</b>	<b>49</b>	<b>44.42</b>	<b>3291</b>	<b>207999.96</b>	<b>42044</b>	<b>16963.07</b>	<b>29018</b>	<b>49958.59</b>	<b>651</b>	<b>27.65</b>	<b>32136</b>	<b>17240.91</b>	<b>169071</b>	<b>362000.92</b>

<b>Bankwise Progress under Loans Disbursement to SC/ST Report of Manipur during the FY-2020-2021 as on date 31-12-2020</b>									
<b>(Amount in Rs. Lakhs)</b>									
<b>Sl No.</b>	<b>Bank Name</b>	<b>SC Disb No.</b>	<b>SC Disb Amt.</b>	<b>SC O/S No.</b>	<b>SC O/S Amt.</b>	<b>ST Disb No.</b>	<b>ST Disb Amt.</b>	<b>ST O/S No.</b>	<b>ST O/S Amt.</b>
1	BOB	21	65.82	159	611.1	149	381.99	1248	3608.55
2	BOI	0	0	1	32	19	68.59	211	623.77
3	BOM	0	0	6	29.39	7	5.68	31	201.02
4	CAN	12	47.4	51	171.95	306	590.31	1284	3748.51
5	CBI	13	39.94	25	55.2	214	127.92	518	740.91
6	IND	8	8.6	346	275.01	56	110.07	777	1031.99
7	IOB	15	22.9	33	192.5	30	71	367	1570
8	PNB	110	199	1762	3206	722	2025.9	7522	12623
9	PSB	0	0	13	32.57	19	39.13	161	797.88
10	SBI	947	1631.76	1624	5139.27	304	1206.69	633	2884.21
11	UCO	25	47.49	223	256.92	196	420.75	2884	5119.74
12	UNI	1	11.62	8	47.5	10	122.52	66	534.22
<b>Public</b>	<b>Total</b>	<b>1152</b>	<b>2074.53</b>	<b>4251</b>	<b>10049.41</b>	<b>2032</b>	<b>5170.55</b>	<b>15702</b>	<b>33483.8</b>
1	AXIS	3	2.89	10	16.29	1	0	21	18.85
2	BANDHAN	2052	639.55	4463	1290.23	286	130.27	690	190.66
3	HDFC	0	0	5	25.46	1	1.7	84	279.59
4	ICICI	372	769	505	829.74	99	473.7	186	785.03
5	IDBI	0	0	131	59.58	35	167.32	1408	2678.73
6	INDUS	2	8.36	2	7.9	1	20	4	7.78
7	NESFB	0	0	1	0.03	2	1.45	63	9.87
8	YES	0	0	0	0	0	0	0	0
<b>Private</b>	<b>Total</b>	<b>2429</b>	<b>1419.8</b>	<b>5117</b>	<b>2229.23</b>	<b>425</b>	<b>794.44</b>	<b>2456</b>	<b>3970.51</b>
1	MRB	92	39.99	455	283.88	794	481.68	2084	1358.13
<b>RRB</b>	<b>Total</b>	<b>92</b>	<b>39.99</b>	<b>455</b>	<b>283.88</b>	<b>794</b>	<b>481.68</b>	<b>2084</b>	<b>1358.13</b>
1	MSCB	37	48.05	330	256.05	164	150.02	1603	1291.52
<b>Grand</b>	<b>Total</b>	<b>3710</b>	<b>3582.37</b>	<b>10153</b>	<b>12818.57</b>	<b>3415</b>	<b>6596.69</b>	<b>21845</b>	<b>40103.96</b>

<b>Districtwise Progress under Loan Disbursement to SC/ST Report of Manipur during the FY2020-2021 as on date 31-12-2020</b>									
<b>(Amount in Rs.Lakhs)</b>									
<b>Sl No.</b>	<b>District Name</b>	<b>SC Disb No</b>	<b>SC Disb Amt</b>	<b>SC O/S No</b>	<b>SC O/S Amt</b>	<b>ST Disb No</b>	<b>ST Disb Amt</b>	<b>ST O/S No</b>	<b>ST O/S Amt</b>
1	BISHNUPUR	132	177.56	387	509.12	71	169.07	431	986.23
2	CHANDEL	10	53.74	13	75.39	41	62.16	356	580.19
3	CHURACHANDPUR	28	75.64	92	200.74	899	1317.1	5043	10208.22
4	IMPHALEAST	117	195.63	250	499.11	203	722.39	993	2802.58
5	IMPHALWEST	297	836.63	1210	2439.5	444	1631.5	5801	11155.96
6	JIRIBAM	262	107.38	363	136.53	254	172.73	630	428.45
7	KAKCHING	2525	1575.22	7105	7560.99	203	160.12	739	888.55
8	KAMJONG	2	14	3	24.66	3	36.8	5	42.94
9	KANGPOKPI	30	82.44	89	203.1	90	199.39	749	1729.51
10	NONEY	3	13.29	7	30.46	206	189.08	754	572.86
11	PHERZAWAL	0	0	1	6.72	2	18	4	23.99
12	SENAPATI	14	58.5	50	152.49	303	495.98	1891	3092.81
13	TAMENGLONG	9	15	36	53	161	391.86	1665	3038.65
14	TENGNOPAL	25	16.02	40	142.37	160	218.91	599	656.39
15	THOUBAL	250	347.28	479	718.4	62	113.21	323	768.8
16	UKHRUL	6	14.04	28	65.99	313	698.39	1862	3127.83
<b>Grand</b>	<b>Total</b>	<b>3710</b>	<b>3582.37</b>	<b>10153</b>	<b>12818.57</b>	<b>3415</b>	<b>6596.69</b>	<b>21845</b>	<b>40103.96</b>

<b>Bankwise Progress under finance to WOMEN- OUTSTANDING &amp; DISBURSEMENT Report of Manipur in the FY-2020-2021 as on date 31-12-2020</b>					
<b>(Amount in Rs. Lakhs)</b>					
<b>Sl No.</b>	<b>Bank Name</b>	<b>O/S No.</b>	<b>O/S Amt.</b>	<b>CY Disb No.</b>	<b>CY Disb Amt.</b>
1	BOB	2992	7812.49	1055	2128.51
2	BOI	764	2166.34	225	475.16
3	BOM	383	931.01	232	315.15
4	CAN	1391	1140.61	398	383.83
5	CBI	1413	1994.7	141	21.61
6	IND	1070	3892.12	219	352.46
7	IOB	437	1081.15	58	54.9
8	PNB	11518	14831	570	2091
9	PSB	560	2284.1	116	46.39
10	SBI	19337	62577.58	10193	20507.37
11	UCO	3680	5686.26	1097	1254.15
12	UNI	89	326.85	17	69.29
<b>Public</b>	<b>Total</b>	<b>43634</b>	<b>104724.21</b>	<b>14321</b>	<b>27699.82</b>
1	AXIS	623	167.84	8	2.5
2	BANDHAN	27499	7927.85	10859	3814.02
3	HDFC	14960	12161.55	2977	5194.47
4	ICICI	5028	11331.17	3781	6881.25
5	IDBI	858	1261.06	118	222.07
6	INDUS	10	104.38	2	50
7	NESFB	6960	1337.58	341	249.57
8	YES	0	0	0	0
<b>Private</b>	<b>Total</b>	<b>55938</b>	<b>34291.43</b>	<b>18086</b>	<b>16413.88</b>
1	MRB	15449	9343.82	2741	1739
<b>RRB</b>	<b>Total</b>	<b>15449</b>	<b>9343.82</b>	<b>2741</b>	<b>1739</b>
1	MSCB	3199	2666.34	697	495.78
<b>Grand</b>	<b>Total</b>	<b>118220</b>	<b>151025.8</b>	<b>35845</b>	<b>46348.48</b>

<b>District wise Finance to WOMEN-OUTSTANDING &amp; DISBURSEMENT report of Manipur in the FY2020- 2021 as on date 31-12-2020</b>					
<b>(Amount in Rs. Lakhs)</b>					
<b>Sl No.</b>	<b>District Name</b>	<b>O/S No.</b>	<b>O/S Amt.</b>	<b>CY Disb No.</b>	<b>CY Disb Amt.</b>
1	BISHNUPUR	10108	7706.72	3064	3226.24
2	CHANDEL	1212	3609.08	618	1008.11
3	CHURACHANDPUR	4407	7914.86	1344	2223.41
4	IMPHALEAST	24801	27964.26	7173	8485.13
5	IMPHALWEST	43803	70498.21	12245	21452.72
6	JIRIBAM	5309	2192.65	1625	735.58
7	KAKCHING	7377	5030.76	3069	1303.74
8	KAMJONG	79	83	36	23.47
9	KANGPOKPI	872	1687.93	259	530.95
10	NONEY	502	416.36	133	146.87
11	PHERZAWAL	4	3.57	3	1.03
12	SENAPATI	3900	9823.38	1407	2660.23
13	TAMENGLONG	519	617.75	60	94.1
14	TENGNUPAL	991	1699.69	415	598.07
15	THOUBAL	13228	9516.82	3993	3111.67
16	UKHRUL	1108	2260.76	401	747.16
<b>Grand</b>	<b>Total</b>	<b>118220</b>	<b>151025.8</b>	<b>35845</b>	<b>46348.48</b>

<b>Bankwise Progress under Loans disbursement to MINORITY COMMUNITIES Report of Manipur during the FY-2020-2021 as on date 31-12-2020</b>															
<b>(Amount in Rs. Lakhs)</b>															
SI No.	Bank Name	CHRISTIANS		MUSLIMS		BUDDHISTS		SIKHS		ZORASTRIANS		JAINS		Tot Minority Disb	
		No	Amt	No	Amt	No	Amt	No	Amt	No	Amt	No	Amt	No	Amt
1	BOB	82	206.76	30	99.14	0	0	0	0	0	0	0	0	112	305.9
2	BOI	58	133.69	17	19.83	0	0	0	0	0	0	0	0	75	153.52
3	BOM	16	25.86	5	39.79	0	0	0	0	0	0	2	326	23	391.65
4	CAN	351	721.82	7	13	5	1.7	4	1.49	0	0	0	0	367	738.01
5	CBI	14	8.54	0	0	0	0	0	0	0	0	0	0	14	8.54
6	IND	163	243.97	0	0	0	0	0	0	0	0	0	0	163	243.97
7	IOB	80	211.72	11	49.9	0	0	0	0	0	0	2	37.45	93	299.07
8	PNB	734	2036.9	172	397.1	0	0	0	0	0	0	0	0	906	2434
9	PSB	37	67.63	0	0	0	0	0	0	0	0	0	0	37	67.63
10	SBI	24418	32748.86	3636	5167.55	26	86.72	39	105.57	3	17.65	1	24	28123	38150.35
11	UCO	996	1019.06	29	105.63	0	0	6	21.17	0	0	0	0	1031	1145.86
12	UNI	9	122.09	4	4.57	0	0	0	0	0	0	0	0	13	126.66
<b>Public</b>	<b>Total</b>	<b>26958</b>	<b>37546.9</b>	<b>3911</b>	<b>5896.51</b>	<b>31</b>	<b>88.42</b>	<b>49</b>	<b>128.23</b>	<b>3</b>	<b>17.65</b>	<b>5</b>	<b>387.45</b>	<b>30957</b>	<b>44065.16</b>
1	AXIS	1	1.5	5	11.85	0	0	3	4.66	0	0	0	0	9	18.01
2	BANDHAN	263	126.17	595	258.21	1	0.06	0	0	0	0	0	0	859	384.44
3	HDFC	23	27.6	64	48.31	2	3.13	1	18.61	0	0	0	0	90	97.65
4	ICICI	105	558.54	123	202.81	0	0	2	4	0	0	0	0	230	765.35
5	IDBI	144	471.24	5	11.69	0	0	0	0	0	0	0	0	149	482.93
6	INDUS	7	165.3	7	109.48	0	0	0	0	0	0	0	0	14	274.78
7	NESFB	4	16.3	0	0	0	0	0	0	0	0	0	0	4	16.3
8	YES	0	0	0	0	0	0	0	0	0	0	1	60	1	60
<b>Private</b>	<b>Total</b>	<b>547</b>	<b>1366.65</b>	<b>799</b>	<b>642.35</b>	<b>3</b>	<b>3.19</b>	<b>6</b>	<b>27.27</b>	<b>0</b>	<b>0</b>	<b>1</b>	<b>60</b>	<b>1356</b>	<b>2099.46</b>
1	MRB	794	481.68	247	208.75	0	0	0	0	0	0	0	0	1041	690.43
<b>RRB</b>	<b>Total</b>	<b>794</b>	<b>481.68</b>	<b>247</b>	<b>208.75</b>	<b>0</b>	<b>0</b>	<b>0</b>	<b>0</b>	<b>0</b>	<b>0</b>	<b>0</b>	<b>0</b>	<b>1041</b>	<b>690.43</b>
1	MSCB	290	255.99	0	0	0	0	0	0	0	0	0	0	290	255.99
<b>Grand</b>	<b>Total</b>	<b>28589</b>	<b>39651.22</b>	<b>4957</b>	<b>6747.61</b>	<b>34</b>	<b>91.61</b>	<b>55</b>	<b>155.5</b>	<b>3</b>	<b>17.65</b>	<b>6</b>	<b>447.45</b>	<b>33644</b>	<b>47111.04</b>

<b>District wise Loans Disbursement to MINORITY COMMUNITIES report of Manipur during the FY2020-2021 as on date 31-12-2020</b>															
<b>(Amount in Rs.Lakhs)</b>															
SI No.	District Name	CHRISTIANS		MUSLIMS		BUDDHISTS		SIKHS		ZORASTRIANS		JAINS		Tot Minority Disb	
		No	Amt	No	Amt	No	Amt	No	Amt	No	Amt	No	Amt	No	Amt
1	BISHNUPUR	345	723.58	120	221.07	2	0	12	22.48	0	0	0	0	479	967.13
2	CHANDEL	2695	2967.64	100	88.93	0	0	0	0	0	0	0	0	2795	3056.57
3	CHURACHANDPUR	6431	8605.67	139	271.61	4	26	5	35.01	0	0	0	0	6579	8938.29
4	IMPHALEAST	2131	3678.29	987	1348.63	3	10.25	4	18.5	0	0	0	0	3125	5055.67
5	IMPHALWEST	3875	8362.5	1841	2830.81	11	10.86	19	53.93	0	0	6	447.45	5752	11705.55
6	JIRIBAM	221	158.9	451	218.76	1	0.06	0	0	0	0	0	0	673	377.72
7	KAKCHING	221	340.84	154	169.36	0	0	4	8.8	0	0	0	0	379	519
8	KAMJONG	201	124.24	10	2.44	2	13	1	0	0	0	0	0	214	139.68
9	KANGPOKPI	1141	1258.28	35	45.54	0	0	0	0	0	0	0	0	1176	1303.82
10	NONEY	442	567.28	7	16	0	0	2	1.6	0	0	0	0	451	584.88
11	PHERZAWAL	76	146.72	9	20	0	0	0	0	0	0	0	0	85	166.72
12	SENAPATI	7715	7926.5	74	104.57	9	24.42	4	11	1	0	0	0	7803	8066.49
13	TAMENGLONG	195	435.59	4	12	0	0	0	0	0	0	0	0	199	447.59
14	TENGNOUNPAL	1333	1727.77	124	117.38	2	7.02	0	0	0	0	0	0	1459	1852.17
15	THOUBAL	217	362.06	892	1270.53	0	0	4	4.18	1	17.65	0	0	1114	1654.42
16	UKHRUL	1350	2265.36	10	9.98	0	0	0	0	1	0	0	0	1361	2275.34
<b>Grand</b>	<b>Total</b>	<b>28589</b>	<b>39651.22</b>	<b>4957</b>	<b>6747.61</b>	<b>34</b>	<b>91.61</b>	<b>55</b>	<b>155.5</b>	<b>3</b>	<b>17.65</b>	<b>6</b>	<b>447.45</b>	<b>33644</b>	<b>47111.04</b>

Bankwise Progress under PMJDY Report of Manipur for the FY-2020-2021 as on date 31-12-2020											
(Amount in Rs. Lakhs)											
Sl No.	Bank Name	Rural No	Urban No	Male No	Female No	Total PMJDY No.	No of Zero Balance A/c	Amt Deposits held in the A/c	No of Rupay Card Issued	No of Rupay Card Activated	No of Aadhaar Seeded
1	BOB	17241	16604	19422	14423	33845	1299	501.29	17845	7170	23099
2	BOI	2	2	3153	3181	6334	5904	126.78	5486	5486	5640
3	BOM	0	3201	1397	1804	3201	3201	84.12	3744	3744	2947
4	CAN	3304	8846	9590	6643	16233	1770	68.99	5534	3548	8676
5	CBI	7439	42246	24667	30545	55212	2553	821.75	23279	18305	44384
6	IND	1179	12902	5983	8098	14081	509	69.97	32	223	8752
7	IOB	1	2	11009	9354	20363	18931	206.54	112242	12096	12574
8	PNB	95191	41160	166492	170236	336728	99852	4227	172429	130057	90007
9	PSB	4401	6066	5317	5149	10466	19	142.08	8605	8605	8605
10	SBI	119102	193115	133107	179048	312155	312217	6821.65	359174	263387	172363
11	UCO	27882	8730	22146	29020	51166	6185	44904	16849	12415	35392
12	UNI	8852	0	3807	5045	8852	1403	7449	5750	2577	7162
<b>Public</b>	<b>Total</b>	<b>284594</b>	<b>332874</b>	<b>406090</b>	<b>462546</b>	<b>868636</b>	<b>453843</b>	<b>65423.17</b>	<b>730969</b>	<b>467613</b>	<b>419601</b>
1	AXIS	0	0	0	4366	4366	1411	0	7207	7207	1540
2	BANDHAN	0	0	0	0	0	0	0	0	0	74
3	HDFC	2553	2004	1937	2620	4557	1224	116.64	4557	1918	2205
4	ICICI	989	1372	996	1365	2361	860	34.65	2361	2361	543
5	IDBI	26	1876	779	1123	1902	184	75.21	1469	0	1590
6	INDUS	1	2389	670	1720	2390	1267	11.28	2352	1096	2137
7	NESFB	0	0	0	0	0	0	0	0	0	0
8	YES	0	65	23	42	65	0	1.48	64	52	62
<b>Private</b>	<b>Total</b>	<b>3569</b>	<b>7706</b>	<b>4405</b>	<b>11236</b>	<b>15641</b>	<b>4946</b>	<b>239.26</b>	<b>18010</b>	<b>12634</b>	<b>8151</b>
1	MRB	217797	4019	91805	130011	221816	23449	6368.58	154246	154246	166028
<b>RRB</b>	<b>Total</b>	<b>217797</b>	<b>4019</b>	<b>91805</b>	<b>130011</b>	<b>221816</b>	<b>23449</b>	<b>6368.58</b>	<b>154246</b>	<b>154246</b>	<b>166028</b>
1	MSCB	22701	3411	9940	16167	26107	12151	8962.57	2191	2191	9697
<b>Grand</b>	<b>Total</b>	<b>528661</b>	<b>348010</b>	<b>512240</b>	<b>619960</b>	<b>1132200</b>	<b>494389</b>	<b>80993.58</b>	<b>905416</b>	<b>636684</b>	<b>603477</b>

District wise PMJDY report of Manipur for the FY2020-2021 as on date 31-12-2020											
(Amount in Rs.Lakhs)											
Sl No.	District Name	Rural No	Urban No	Male No	Female No	Total PMJDY No.	No of Zero Balance A/c	Amt Deposits held in the A/c	No of Rupay Card Issued	No of Rupay Card Activated	No of Aadhaar Seeded
1	BISHNUPUR	110728	23685	58890	84336	143226	47007	13355.74	111776	94387	100201
2	CHANDEL	13509	0	6181	7325	13506	8344	5351.76	11624	8248	8203
3	CHURACHANDPUR	59279	30661	45549	47709	93258	54555	10977.36	77370	58461	48205
4	IMPHALEAST	91278	62196	92364	101144	193508	71471	7060.78	107710	85461	102983
5	IMPHALWEST	47896	138830	96642	122350	218992	94822	17369.46	257660	116715	146079
6	JIRIBAM	20113	0	9142	11865	21007	7856	243	4865	4228	4112
7	KAKCHING	25246	19009	44644	60491	105135	32466	5779.24	73695	62996	40965
8	KAMJONG	2039	0	997	1040	2037	2039	72.72	2379	1524	577
9	KANGPOKPI	18219	966	12314	12072	24386	16568	3325.96	16741	12842	9708
10	NONEY	8948	0	4749	4198	8947	3554	517.76	8761	7746	4686
11	PHERZAWAL	173	0	92	81	173	173	11.06	216	149	143
12	SENAPATI	43331	0	25943	28779	54722	33875	6252.06	45809	29235	13699
13	TAMENGLONG	8845	859	14522	13639	28161	11560	913.14	20823	16016	2453
14	TENGNUPAL	8445	2040	12785	14091	26876	8717	2718.6	13818	9724	10233
15	THOUBAL	65893	52130	65355	87250	152605	70423	2803.6	115445	100676	89335
16	UKHRUL	4719	17634	22071	23590	45661	30959	4241.34	36724	28276	21895
<b>Grand</b>	<b>Total</b>	<b>528661</b>	<b>348010</b>	<b>512240</b>	<b>619960</b>	<b>1132200</b>	<b>494389</b>	<b>80993.58</b>	<b>905416</b>	<b>636684</b>	<b>603477</b>



Bankwise Progress under SOCIAL SECURITY SCHEME Report of Manipur for the FY-2020-2021 as on date 31-12-2020									
Sl No.	Bank Name	Enrolment under PMJJBY	eligible cases under PMJJBY	renewals under PMJJBY	Enrolment under PMSBY	eligible cases under PMSBY	renewals under PMSBY	Enrolment under APY	Total Enrolment No.
1	BOB	4262	22994	2446	18138	22565	12622	1168	23568
2	BOI	416	416	331	3112	3112	2674	397	3925
3	BOM	196	0	182	395	0	366	96	687
4	CAN	1336	45440	512	4082	55410	2527	1558	6976
5	CBI	1109	87332	1015	2919	115447	2778	315	4343
6	IND	288	230	211	1282	1038	922	525	2095
7	IOB	744	6756	1004	3273	12552	3167	215	4232
8	PNB	8244	150750	6669	15069	142042	12328	3520	26833
9	PSB	1577	1577	19	9141	9141	66	544	11262
10	SBI	12774	424231	8458	41333	709006	27640	3331	57438
11	UCO	3140	135027	2329	5772	178186	4357	1178	10090
12	UNI	249	14906	234	416	19883	398	30	695
<b>Public</b>	<b>Total</b>	<b>34335</b>	<b>889659</b>	<b>23410</b>	<b>104932</b>	<b>1268382</b>	<b>69845</b>	<b>12877</b>	<b>152144</b>
1	AXIS	260	0	0	724	0	0	987	1971
2	BANDHAN	0	0	0	0	0	0	0	0
3	HDFC	1003	1003	331	1652	1652	668	361	3016
4	ICICI	122	0	109	179	0	178	38	339
5	IDBI	422	422	422	819	819	819	100	1341
6	INDUS	39	39	18	376	376	217	0	415
7	NESFB	0	0	0	0	0	0	0	0
8	YES	1	0	0	6	0	0	1	8
<b>Private</b>	<b>Total</b>	<b>1847</b>	<b>1464</b>	<b>880</b>	<b>3756</b>	<b>2847</b>	<b>1882</b>	<b>1487</b>	<b>7090</b>
1	MRB	4129	50589	4129	10858	124022	10858	588	15575
<b>RRB</b>	<b>Total</b>	<b>4129</b>	<b>50589</b>	<b>4129</b>	<b>10858</b>	<b>124022</b>	<b>10858</b>	<b>588</b>	<b>15575</b>
1	MSCB	294	916	217	2820	2357	2323	0	3114
<b>Grand</b>	<b>Total</b>	<b>40605</b>	<b>942628</b>	<b>28636</b>	<b>122366</b>	<b>1397608</b>	<b>84908</b>	<b>14952</b>	<b>177923</b>

<b>District wise SOCIAL SECURITY SCHEME report of Manipur for the FY2020-2021 as on date 31-12-2020</b>									
<b>Sl No.</b>	<b>District Name</b>	<b>Enrolment under PMJJBY</b>	<b>eligible cases under PMJJBY</b>	<b>renewals under PMJJBY</b>	<b>Enrolment under PMSBY</b>	<b>eligible cases under PMSBY</b>	<b>renewals under PMSBY</b>	<b>Enrolment under APY</b>	<b>Total Enrolment No.</b>
1	BISHNUPUR	3217	95997	2776	10761	155158	8304	1254	15232
2	CHANDEL	534	22175	434	1478	33908	1256	90	2102
3	CHURACHANDPUR	3516	108363	2487	8122	159199	5942	1374	13012
4	IMPHALEAST	7491	149068	4518	24685	221559	14406	3030	35206
5	IMPHALWEST	13429	253792	9775	41171	376138	28567	5201	59801
6	JIRIBAM	361	14423	312	556	1440	496	246	1163
7	KAKCHING	2941	40682	1807	8764	63911	6092	619	12324
8	KAMJONG	16	2372	14	225	3801	67	12	253
9	KANGPOKPI	847	18634	733	2394	31012	2004	375	3616
10	NONEY	262	5991	184	672	8289	553	71	1005
11	PHERZAWAL	21	501	0	140	711	3	0	161
12	SENAPATI	2133	78257	1172	5499	112313	4227	553	8185
13	TAMENGLONG	1150	15287	955	2481	18407	1930	358	3989
14	TENGNUPAL	1356	22196	763	3185	31064	1882	173	4714
15	THOUBAL	2225	74662	1970	10208	127803	7699	1073	13506
16	UKHRUL	1106	40228	736	2025	52895	1480	523	3654
<b>Grand</b>	<b>Total</b>	<b>40605</b>	<b>942628</b>	<b>28636</b>	<b>122366</b>	<b>1397608</b>	<b>84908</b>	<b>14952</b>	<b>177923</b>

<b>Bankwise Progress under AADHAAR Authentication Report of Manipur in the FY-2020-2021 as on date 31-12-2020</b>				
SI No.	Bank Name	Number of operative CASA	Number of Aadhaar seeded CASA	Number of Authenticated CASA
1	BOB	139161	125875	133684
2	BOI	26368	25318	25318
3	BOM	7453	5744	6012
4	CAN	42424	45209	21147
5	CBI	77027	52282	53554
6	IND	42408	36907	29452
7	IOB	10482	9226	8730
8	PNB	538901	244644	240954
9	PSB	19280	9670	9670
10	SBI	909154	394544	350234
11	UCO	128360	116202	116202
12	UNI	9278	10464	10464
<b>Public</b>	<b>Total</b>	<b>1950296</b>	<b>1076085</b>	<b>1005421</b>
1	AXIS	49664	34126	32745
2	BANDHAN	39078	74	305
3	HDFC	28842	13396	12873
4	ICICI	16869	14235	13609
5	IDBI	8585	7608	5320
6	INDUS	6123	5490	5490
7	NESFB	6615	0	0
8	YES	1174	815	549
<b>Private</b>	<b>Total</b>	<b>156950</b>	<b>75744</b>	<b>70891</b>
1	MRB	358982	311921	311921
<b>RRB</b>	<b>Total</b>	<b>358982</b>	<b>311921</b>	<b>311921</b>
1	MSCB	115858	96160	209481
<b>Grand</b>	<b>Total</b>	<b>2582086</b>	<b>1559910</b>	<b>1597714</b>

<b>District wise AADHAAR Authentication report of Manipur in the FY2020-2021 as on date 31-12-2020</b>				
SI No.	District Name	Number of operative CASA	Number of Aadhaar seeded CASA	Number of Authenticate d CASA
1	BISHNUPUR	244113	160670	186029
2	CHANDEL	36139	19897	17430
3	CHURACHANDPUR	244360	149013	130552
4	IMPHALEAST	404357	266560	258463
5	IMPHALWEST	691338	435065	461885
6	JIRIBAM	54957	21196	21253
7	KAKCHING	136401	92701	100912
8	KAMJONG	4947	1427	1996
9	KANGPOKPI	65287	46762	52672
10	NONEY	18428	11711	11495
11	PHERZAWAL	854	323	531
12	SENAPATI	170389	55657	64282
13	TAMENGLONG	61459	21578	19039
14	TENGNOUNPAL	65111	34059	34495
15	THOUBAL	286785	191313	180152
16	UKHRUL	97161	51978	56528
<b>Grand</b>	<b>Total</b>	<b>2582086</b>	<b>1559910</b>	<b>1597714</b>

Bankwise Progress under DIGITAL TRANSACTION Report of Manipur in the FY-2020-2021 as on date 31-12-2020													
(Rs. In Lakhs)													
Sl No.	Bank Name	BHIM/UPI A/c	BHIM/UPI Amt.	BHIM Aadhaar A/C	BHIM Aadhaar Amt.	Bharat QR Code A/C	Bharat QR Code Amt.	IMPS A/C	IMPS Amt.	Cards (Debit & Credit) A/C	Cards (Debit & Credit) Amt.	USSD A/C	USSD Amt.
1	BOB	95471	1715.37	37415	716.13	0	0	39966	4753.67	231087	5687.83	3	0.04
2	BOI	0	0	0	0	0	0	200	25	4210	255	0	0
3	BOM	55	5.5	55	5.5	17	1.2	0	5015	6905	2766.94	0	0
4	CAN	535874	6878.08	75	0.69	0	0	37652	4570.09	23967	354.69	0	0
5	CBI	11705	6071.07	312	7.42	0	0	6764	2568.7	16767	3289.67	0	0
6	IND	997	187.43	37	16.35	114	4.45	2060	52.1	12662	462.92	0	0
7	IOB	0	0	7	0.05	7	0	392	200.06	899	239.48	0	0
8	PNB	944	141	423	72.8	152	38.95	28115	1224	91118	5024	0	0
9	PSB	33	4.49	0	0	22	3.37	9	1.11	0	0	0	0
10	SBI	9	1.18	9090013	234613.95	1	2.15	342	17.59	377	6.74	2982475	39323.03
11	UCO	153707	3046.56	0	0	3	0	52144	3212.71	163765	8244.95	0	0
12	UNI	52977	1090	0	0	0	0	3879	356	260	758	0	0
<b>Public</b>	<b>Total</b>	<b>851772</b>	<b>19140.68</b>	<b>9128337</b>	<b>235432.89</b>	<b>316</b>	<b>50.12</b>	<b>171523</b>	<b>21996.03</b>	<b>552017</b>	<b>27090.22</b>	<b>2982478</b>	<b>39323.07</b>
1	AXIS	0	0	0	0	0	0	0	0	0	0	0	0
2	BANDHAN	2446	18193	147084	5394.6	0	0	0	0	35095	66902.84	43391	1515.14
3	HDFC	454875602	21384094.44	14	0.12	260	18.42	94217733	24065976.08	394556	9897.74	0	0
4	ICICI	0	0	0	0	0	0	0	0	0	0	0	0
5	IDBI	0	0	0	0	0	0	0	0	0	0	0	0
6	INDUS	47371	1811.58	0	0	0	0	25752	5584.21	0	0	0	0
7	NESFB	0	0	0	0	0	0	0	0	2958	115.84	0	0
8	YES	0	0	0	0	0	0	0	0	0	0	0	0
<b>Private</b>	<b>Total</b>	<b>454925419</b>	<b>21404099.02</b>	<b>147098</b>	<b>5394.72</b>	<b>260</b>	<b>18.42</b>	<b>94243485</b>	<b>24071560.29</b>	<b>432609</b>	<b>76916.42</b>	<b>43391</b>	<b>1515.14</b>
1	MRB	486263	7494.8	596890	13903.41	0	0	80397	5362.61	187964	7714.8	0	0
<b>RRB</b>	<b>Total</b>	<b>486263</b>	<b>7494.8</b>	<b>596890</b>	<b>13903.41</b>	<b>0</b>	<b>0</b>	<b>80397</b>	<b>5362.61</b>	<b>187964</b>	<b>7714.8</b>	<b>0</b>	<b>0</b>
1	MSCB	0	0	0	0	0	0	3469	740.43	97507	5682.44	0	0
<b>Grand</b>	<b>Total</b>	<b>456263454</b>	<b>21430734.5</b>	<b>9872325</b>	<b>254731.02</b>	<b>576</b>	<b>68.54</b>	<b>94498874</b>	<b>24099659.36</b>	<b>1270097</b>	<b>117403.88</b>	<b>3025869</b>	<b>40838.21</b>

District wise DIGITAL TRANSACTION report of Manipur in the FY2020-2021 as on date 31-12-2020													
(Amount in Rs.Lakhs)													
Sl No.	District Name	BHIM/UPI A/c	BHIM/UPI Amt.	BHIM Aadhaar A/C	BHIM Aadhaar Amt.	Bharat QR Code A/C	Bharat QR Code Amt.	IMPS A/C	IMPS Amt.	Cards (Debit & Credit) A/C	Cards (Debit & Credit) Amt.	USSD A/C	USSD Amt.
1	BISHNUPUR	1074577	48651.28	780486	19896.95	1	0	211431	32505.66	103155	6911.22	168373	2059.01
2	CHANDEL	6195	117.27	279284	6379.7	2	0	1752	135.61	7527	304.1	90140	1175.43
3	CHURACHANDPUR	37406756	1896682.71	979413	23544.39	8	0.02	11935945	2669896.33	63228	2186.46	300715	4217.99
4	IMPHALEAST	105843437	4240137.36	1630691	41005.1	74	6.89	13801737	3258406.38	217351	7119.88	532024	7061.02
5	IMPHALWEST	183504770	8965687.59	3037892	79892.68	344	41.08	48499375	13018756.21	585863	47539.46	1160950	16188.04
6	JIRIBAM	781	7313	44045	1967.63	21	2.6	868	86	20528	41723.26	11980	376.8
7	KAKCHING	51350	3180.56	469955	12401.66	15	2.7	27348	965.66	45348	1983.13	114532	1417.55
8	KAMJONG	0	0	37184	927.38	0	0	0	0	0	0	6781	109.87
9	KANGPOKPI	3005	66.94	242949	7082.44	0	0	3410	455.41	10291	251.74	76410	998.42
10	NONEY	25097	459.23	80581	2519.46	0	0	3406	195.93	5123	203.34	11256	150.28
11	PHERZAWAL	0	0	3666	83.66	0	0	0	0	0	0	915	9.08
12	SENAPATI	40393419	2020796.33	906780	22263.54	21	2.52	7421305	1966189.39	29208	1240.9	238021	3113.73
13	TAMENGLONG	32670	506.17	13648	263.51	14	3	4398	476.96	1967	135.73	1615	15.96
14	TENGNUPAL	19500	321.93	222557	6203.15	0	0.01	4866	526.08	18512	861.47	60467	772.27
15	THOUBAL	87880497	4246327.29	851481	22990.37	71	9.32	12574412	3150159.63	122392	4612.89	166145	2084.8
16	UKHRUL	21400	486.84	291713	7309.4	5	0.4	8621	904.11	39604	2330.3	85545	1087.96
<b>Grand</b>	<b>Total</b>	<b>456263454</b>	<b>21430734.5</b>	<b>9872325</b>	<b>254731.02</b>	<b>576</b>	<b>68.54</b>	<b>94498874</b>	<b>24099659.36</b>	<b>1270097</b>	<b>117403.88</b>	<b>3025869</b>	<b>40838.21</b>

## Status of RSETIs in Manipur as on 31 December 2020

Progress in Rural Self-Employment Training Institute (RSETI): Churachandpur

Sponsoring Bank: State Bank of India

Name of Bank/ F I	State Bank of India	
District	Churachandpur	
Training Programme	Current Financial Year	Cumulative
No. of Training Programme	11	135
No. of Trainee	151	2784
<b>Settlement</b>		
With Bank Finance	21	347
With Self Finance	196	1206
Wage Employment	1	36
Total Settlement	218	1589
<b>Settlement %</b>	-	<b>57.07</b>

<b>Report on conduct of FLCs by Rural Bank Branches for FY 2020 -21</b>			
<b>SL. NO.</b>	<b>BANK</b>	<b>No of Rural Branches</b>	<b>No of FLCs</b>
1	AXIS	2	1
2	BANDHAN	3	1
3	BOB	7	2
4	BOI	2	1
5	BOM	0	0
6	CAN	2	1
7	CBI	4	1
8	HDFC	3	1
9	ICICI	4	2
10	IDBI	1	0
11	IND	2	0
12	INDUS	1	0
13	IOB	0	0
14	MRB	15	17
15	MSCB	5	7
16	NESFB	1	0
17	PNB	6	2
18	PSB	3	0
19	SBI	24	15
20	UCO	6	2
21	UNI	0	0
22	YES	0	0
<b>Total</b>		<b>91</b>	<b>53</b>

## Opening of Bank branches in Unbanked Blocks in Manipur

As decided in the SLBC, Sub-committee meeting held on 14.02.2013 at the Conference Hall of Manipur Secretariat, the following Banks have been allotted to open their Branches in the unbanked blocks as given below.

Sl. No.	Name of District	Name of Block	Name of Centre	Allotted Bank	Remarks
1	Kangpokpi	Island TD	Island	IOB	Branch opened.
2	Kangpokpi	Saitu Gamphazol	Saitu Gamphazol	PNB	SBI Sapormeina Branch opened.
3	Chandel	Khenjoy TD	Khenjoy	ICICI	Branch opened.
4	Tengnoupal	Machi TD	Machi	BOB	Branch opened.
5	Tengnoupal	Tengnoupal TD	Tengnoupal	MRB	Branch shifted to new premises.
6	Tamenglong	Tamei TD	Tamei	SBI	Branch opened.
7	Noney	Nungba TD	Nungba	MRB	Branch opened.
8	Churachandpur	Lamka South TD	Lamka	MRB	MRB Branch opened.
9	Churachandpur	Samulamlan TD	Samulamlan	PNB	Branch opened.
10	Churachandpur	Lanva TD	Pearsonmun	SBI	SBI Pearsonmun Branch opened.
11	Churachandpur	Saikot TD	Saikot	MSCB	Branch opened.
12	Pherzawl	Thanlon TD	Thanlon	SBI	Branch functional as on 21.09.2017
13	Ukhrul	Chingai TD	Chingai	BOB	<p>In the Last SLBC meeting held on 20.01.2021, Bank of Baroda official informed the house that once the branch at Somdal is functional, a BC will be opened at Chingai TD.</p> <p>The Chairman stated that while a BC can be a temporary arrangement before the bank branch is opened, it cannot substitute a bank branch. Hence, BOB should take up necessary action to open its branch at Chingai TD Block by April, 2021.</p>
14	Ukhrul	Lunchungmaiphei TD	Lunchungmaiphei TD	BOB	<p>In the Last SLBC meeting held on 20.01.2021, AGM, BOB informed that due to unsuitability of the location at Lunchungmaiphei, the location may be changed to Somdal. GM, RBI stated that since these locations were allocated by the SLBC, any change would need the approval/vetting of the SLBC.</p> <p>The Chairman advised BOB to place the matter in the next DCC meeting for Ukhrul District, and thereafter, place the recommendations of the DCC in the next SLBC meeting. Bank of Baroda further apprised the House that they would be able to open the branch at Somdal by the second week of February, 2021, if the change in location is approved.</p>
15	Kamjong	Kasom Khullen TD	Kasom Khullen	PSB	<p>In the Last SLBC meeting held on 20.01.2021, the Chief Manager CBI apprised the House that the branch will be opened by February, 2021.</p>



16	Kamjong	Phungyar TD	Phungyar	CBI	In the Last SLBC meeting held on 20.01.2021, the Chief Manager CBI apprised the House that the branch will be opened by February, 2021.
17	Senapati	Willong TD	Willong	BOB	<p>In the Last SLBC meeting held on 20.01.2021, Bank of Baroda official informed the House that once the branch at Somdal is functional, a BC will be opened at Willong.</p> <p>The Chairman stated that while a BC can be a temporary arrangement before the bank branch is opened, it cannot substitute a bank branch. Hence, BOB should take up necessary action to open its branch at Willong TD Block by April, 2021.</p>
18	Senapati	Phaibung Khullen TD	Phaibung Khullen	UCO	<p>In the Last SLBC meeting held on 20.01.2021, the Chief Manager UCO Bank apprised the House that there is security problem for opening of the branch as the nearest police station is around 40 kms from the village.</p> <p>The Chairman advised the Bank to make the branch functional by April, 2021 and matter regarding security would be taken up with the Police Department once the branch is ready for opening.</p>
19	Senapati	Purul TD	Purul	Indian Bank	<p>In the Last SLBC meeting held on 20.01.2021, the Chief Manager Indian Bank apprised the House that permission to open new branch has not been obtained from the controller.</p> <p>The Chairman requested GM, RBI to take up the matter with the Controlling Office of Indian Bank.</p>
20	Senapati	Paomata TD	Paomata	MSCB	<p>In the Last SLBC meeting held on 20.01.2021, the MD, MSCB apprised the House that the contractor has not handed over the building to the Bank due to non-payment of bills.</p> <p>The Chairman advised MD, MSCB to contact Project Director, MDS.</p>
21	Kangpokpi	T. Waichong TD	T. Waichong	PSB	In the Last SLBC meeting held on 20.01.2021, the Chairman advised PSB to make the branch functional by April, 2021.
22	Tamenglong	Tousem TD	Tousem	PNB	<p>In the Last SLBC meeting held on 20.01.2021, the PNB official apprised the House that a new building has been identified and handed over by the Deputy Commissioner for opening of new branch.</p> <p>The chairman advised the Bank to take necessary steps at the earliest so as to make the branch functional by April, 2021.</p>

23	Noney	Khoupum TD	Khoupum	UCO	In the Last SLBC meeting held on 20.01.2021, UCO Chief Manager apprised the House that the branch is already opened and functional.
24	Churachandpur	Henglep TD	Henglep (S Khoilian Bazar - site changed)	ICICI	In the Last SLBC meeting held on 20.01.2021, the ICICI Bank official apprised the House that no building is available to open the branch.  The Chairman noted that citing this reason for not opening a branch at this stage indicates a lack of initiative from the Bank to open the branch. He advised the Bank to Co-ordinate with the district Administration and jointly identify a building at the earliest so that the branch can be made functional by April, 2021.
25	Churachandpur	Sangaikot TD	Sangaikot	AXIS	In the Last SLBC meeting held on 20.01.2021, AXIS Bank official informed that CSP is already functional.  The Chairman stated that while a CSP/BC can be a temporary arrangement before the bank branch is opened, it cannot substitute a bank branch. Hence, AXIS Bank should take up necessary action to open its branch at Sangaikot TD Block by April, 2021.
26	Pherzawl	Vangai Range TD	Vangai Range	HDFC	In the Last SLBC meeting held on 20.01.2021, HDFC representative submitted that the site is not accessible and hence, the bank officials were not able to even reach the site.  However, the Chairman stated that work for construction of Railway Station at Vangai Range is going on and the officials and workers are there and hence, it should not be a problem for the bank officials to reach the place. He advised HDFC bank to co-ordinate with the District Administration and take necessary steps to open the branch by April, 2021.
27	Pherzawl	Tipaimukh TD	Tipaimukh	AXIS	In the Last SLBC meeting held on 20.01.2021, AXIS bank official informed that CSP is already functional.  The Chairman stated that while a CSP/BC can be a temporary arrangement before the bank branch is opened, it cannot substitute a bank branch. He also stated that Tipaimukh Village has more than 1000 households and hence, opening a branch there should not be a problem. Axis Bank was advised to take up necessary action to open its branch at Tipaimukh TD Block by April, 2021.

**Total unbanked blocks identified as on 14.02.2013 : 27**

**Opened as on 31.12.2020 : 12**

**Pending as on 31.12.2020 : 15**

In the "Review Meeting of Unbanked Blocks and DBT implementation in the State" held on 26-05-2020, 12 new Unbanked Blocks were allotted Banks for opening branches, and in 62th SLBC meeting held on 19<sup>th</sup> June 2020 Lungtin Block was re-allotted to PNB.

SI No	Name of the District	Name of the Block	Name of Bank
1	Jiribam	Borobekra	MSCB
2	Kangpokpi	Champhai	PNB
3	Kangpokpi	Lhungtin	PNB
4	Kangpokpi	Bungte Chiru	PSB
5	Kangpokpi	Kangchup Geljang	SBI
6	Ukhrul	Jessami	SBI
7	Kamjong	Sahanphung	BOI
8	Tengnoupal	Kangbarol	CANARA
9	Churachandpur	Mualnam	AXIS
10	Churachandpur	Kangvai	ICICI
11	Churachandpur	Sangdong	PNB (e- UBI)
12	Noney	Haochong	HDFC

### Allocation of Bank for opening branches at unbanked towns/ULBs in Manipur

Sl.No.	Name of ULBs	District	Population (2011 Census)	Bank to open branch	Opening Status
<b>A. Municipal Councils</b>					
1.	Kakching Khunou Municipal Council	Kakching	11379	Syndicate Bank	No
2.	Sugnu Municipal Council	Kakching	5132	State Bank of India	Yes
3.	Kwakta Municipal Council	Bishnupur	8579	Bank of Maharashtra	No
4.	Shikhong Sekmai Municipal Council	Thoubal	7390	Indusind Bank	No

5.	Lamlai Municipal Council	Imphal East	4601	Yes Bank	MRB Branch Opened on 22.05.2019
<b>B. Nagar Panchayat</b>					
6.	Samurou Nagar Panchayat	Imphal West	16582	Union Bank of India	No
7.	Thongkhong Laxmi Nagar Panchayat	Imphal West	14878	United Bank of India	No
8.	Lilong (IW) Nagar Panchayat	Imphal West	12427	IDBI	No
9.	Andro Nagar Panchayat	Imphal East	8744	Canara Bank	No
10	Lamshang Nagar Panchayat	Imphal West	8130	Allahabad Bank	No
11.	Oinam Nagar Panchayat	Bishnupur	7161	Bank of India	No

**Roadmap for opening CBS Enabled Banking Outlet in villages having population more than 5000 without a bank branch of a scheduled commercial bank for the state of Manipur**

Sl. No	Name of District	Name of Village with population >5000	Population	Bank Branch (Yes/No)- Name of Bank	Remarks	Allotted to Bank for opening of Branch duly approved in the DCC/SLBC	No of Brick & Mortar Br. To be opened (Jan-16 to Mar-16)	No of Brick & Mortar Br. To be opened (April-16 to Mar-2017)
1	Senapati	Makhrelui	5,971	Yes	Village located in Senapati town having SBI, HDFC, CBI, UBI, UCO bank br.	N/R		April-16 to Mar-2017
2	Senapati	Tadubi	5,847	Yes	SBI Opened			
3	Senapati	Kalinamei	7,053	No		Bank of Baroda		April-16 to Mar-2017
4	Senapati	Punanamei	6,380	No	UBI CSP	SBI		April-16 to Mar-2017
5	Senapati	Shajouba	7,456	No		UCO		April-16 to Mar-2017
6	Senapati	Laii	5,518	No		Bank of India		April-16 to Mar-2017
7	Senapati	Liyai Khullen	7,153	No		Union Bank		April-16 to Mar-2017
8	Senapati	Tungjoy	5,988	No		Syndicate Bank		April-16 to Mar-2017
9	Senapati	Phuba Khuman	5,526	No		Canara Bank		April-16 to Mar-2017
10	Senapati	Purul Atongba	5,043	No		Bank of Maharashtra		April-16 to Mar-2017
11	Senapati	Purul Akutpa	6,168	No		Punjab National Bank		April-16 to Mar-2017
12	Churachandpur	Tuibong	8,085	Yes	SBI Opened			
13	Churachandpur	Bijang	5,020	No	SBI CSP	UBI		April-16 to Mar-2017

Sl. No	Name of District	Name of Village with population >5000	Population	Bank Branch (Yes/No)- Name of Bank	Remarks	Allotted to Bank for opening of Branch duly approved in the DCC/SLBC	No of Brick & Mortar Br. To be opened (Jan-16 to Mar-16)	No of Brick & Mortar Br. To be opened (April-16 to Mar-2017)
14	Churachandpur	Vengnuam	7,302	No	DCC Churachandpur confirmed that there are no banks within the boundary of the village.	Syndicate Bank		April-16 to Mar-2017
15	Bishnupur	Leimapokpam	8,120	No	MRB CSP	Allahabad Bank		April-16 to Mar-2017
16	Bishnupur	Ngaikhong Khullen	5,256	Yes	Village located in Bishnupur town having AXIS, SBI, UBI, UCO etc	N/R		April-16 to Mar-2017
17	Bishnupur	Kwakta (Pt)	10,735	No	UBI CSP	Axis Bank		April-16 to Mar-2017
18	Bishnupur	Kha Thingungei	10,107	No		Bank of India		April-16 to Mar-2017
19	Bishnupur	Thanga	14,316	No	UBI CSP	Central Bank of India		April-16 to Mar-2017
20	Bishnupur	Wangoo Ahallup	9,148	No	MRB CSP	HDFC		April-16 to Mar-2017
21	Thoubal	Maibam Konjil	5,696	No	SBI CSP	ICICI		April-16 to Mar-2017
22	Thoubal	Irong Chesaba	6,749	No	SBI CSP	HDFC		April-16 to Mar-2017
23	Thoubal	Leisangthem	6,118	No	SBI CSP	Indian Overseas Bank		April-16 to Mar-2017
24	Thoubal	Khekman	7,157	No	PSB Branch Opened	Punjab & Sind Bank		April-16 to Mar-2017
25	Thoubal	Mojing	7,428	No	UBI CSP	Bank of Maharashtra		April-16 to Mar-2017
26	Thoubal	Khangabok	16,344	No	UBI CSP	Vijaya Bank		April-16 to Mar-2017
27	Thoubal	Sangaiyumpham	11,311	Yes	MRB opened	Manipur Rural Bank		April-16 to Mar-2017
28	Thoubal	Tentha	9,087	No	MRB CSP	Indusind Bank		April-16 to Mar-2017
29	Thoubal	Wangkhem	5,235	No	UBI CSP	Yes Bank		April-16 to Mar-2017
30	Thoubal	Heirolk Part I (Pt)	9,574	No	MRB CSP	IDBI		April-16 to Mar-2017
31	Thoubal	Heirolk Part II (Pt)	6,205	No	MRB CSP	Allahabad Bank		April-16 to Mar-2017
32	Kakching	Irengband	10,600	No	UBI CSP	Bank of Baroda		April-16 to Mar-2017
33	Kakching	Wabagai	8,578	No	UBI CSP	SBI		April-16 to Mar-2017

Sl. No	Name of District	Name of Village with population >5000	Population	Bank Branch (Yes/No)- Name of Bank	Remarks	Allotted to Bank for opening of Branch approved in the DCC/SLBC	No of Brick & Mortar Br. To be opened (Jan-16 to Mar-16)	No of Brick & Mortar Br. To be opened (April-16 to Mar-2017)
34	Kakching	Hiyanglam I	8,872	No	UBI CSP	Axis Bank		April-16 to Mar-2017
35	Kakching	Langmeidong	5,935	No	UBI CSP	UBI		April-16 to Mar-2017
36	Kakching	Arong Nongmaikhong	5,571	No	MRB CSP	Punjab & Sind Bank		April-16 to Mar-2017
37	Kakching	Wangoo	6,134	No	CSP MRB	Indian Overseas Bank		April-16 to Mar-2017
38	Imphal West	Kanglatongbi	7,152	Yes	PNB Opened	Punjab National Bank		April-16 to Mar-2017
39	Imphal West	Sekmai(Part)	5,162	Yes	SBI Opened			
40	Imphal West	Khurkhul	6,450	No	CBI CSP	Central Bank of India		April-16 to Mar-2017
41	Imphal West	Patsoi	5,358	Yes	BOB Opened			
42	Imphal East	Keirao Makting	5,319	No	PNB CSP	UBI		April-16 to Mar-2017
43	Imphal East	Tulihal	5,594	Yes	HDFC Yairipok Branch opened	Canara Bank		April-16 to Mar-2017
44	Imphal East	Yambem	5,705	No	SBI CSP	Union Bank		April-16 to Mar-2017
45	Imphal East	Changamdabi	6,419	No	SBI CSP	UCO Bank		April-16 to Mar-2017
46	Ukhrul	Hundung	10,785	No	UBI CSP	Vijaya Bank		April-16 to Mar-2017

Provision for banking services through banking outlets or part-time banking outlets in the villages as on 31-12-2020												
Name of	Total	Above 5000			2000-5000			Below 2000			Total	
District	Village	No. of villages	Covered by Branch/BC (CBS enabled banking outlet)	No of uncovered villages	No. of villages	Covered by Branch/BC (CBS enabled banking outlet)	No of uncovered villages	No. of villages	Covered by Branch/BC (CBS enabled banking outlet)	No of uncovered villages	No of covered villages	No of uncovered villages
Imphal West	107	4	4	0	36	36	0	67	67	0	107	0
Imphal East	141	4	4	0	42	42	0	95	95	0	141	0
Jiribam	50	0	0	0	2	2	0	48	48	0	50	0
Thoubal	61	11	11	0	21	21	0	29	29	0	61	0
Kakching	26	6	6	0	10	10	0	10	10	0	26	0
Bishnupur	48	6	6	0	20	20	0	22	22	0	48	0
Ccpur	507	3	3	0	14	14	0	490	441	49	438	69
Pherzawl	89	0	0	0	2	2	0	87	27	60	29	60
Senapati	136	11	11	0	42	42	0	83	83	0	136	0
Kangpokpi	533	0	0	0	6	6	0	527	527	0	533	0
Tamenglong	117	0	0	0	3	3	0	114	114	0	117	0
Noney	57	0	0	0	4	4	0	53	53	0	57	0
Ukhrul	95	1	1	0	12	12	0	82	82	0	95	0
Kamjong	118	0	0	0	1	1	0	117	59	58	60	58
Chandel	267	0	0	0	1	1	0	266	222	44	202	65
Tengnoupal	163	0	0	0	1	1	0	162	158	4	158	5
<b>Total</b>	<b>2515</b>	<b>46</b>	<b>46</b>	<b>0</b>	<b>217</b>	<b>217</b>	<b>0</b>	<b>2252</b>	<b>2037</b>	<b>215</b>	<b>2300</b>	<b>215</b>



**DCC/DLRC Meetings of Manipur status as on December, 2020 FY(2020-21).**

<b>S.NO.</b>	<b>NAME OF THE DISTRICT</b>	<b>DATE OF MEETING</b>
1	Imphal West	04/07/2020, 10.02.2021
2	Churachandpur	18.09.2020, 06.03.2021
3	Thoubal	10/9/2020
		10/7/2020, 15.03.2021
4	Kakching	19.06.2020
		20.09.2020, 10.03.2021
5	Senapati	10.07.2020
		16.09.2020, 6.03.2021
6	Kangpokpi	17.07.2020
		17.09.2020, 04.03.2021
7	Pherzawl	29.06.2020
		04.09.2020, 05.03.2021
8	Bishnupur	17.06.2020
		02.09.2020, 15.03.2021
9	Noney	26.06.2020
		23.09.2020, 05.03.2021
10	Imphal East	14.07.2020, 17.03.2021
11	Tengnoupal	03.07.2020, 06.03.2021
12	Ukhrul	08.07.2020, 15.03.2021
13	Kamjong	20.07.2020
		10.09.2020, 16.03.2021
14	Tamenglong	06.08.2020, 16.03.2021





























**List of invitees present in the 64th SLBC meeting for the quarter ended  
September' 2020 held on 20.01.2021 at the Conference Hall of Manipur Secretariat,  
South Block, Imphal**

**A. STATE AND CENTRAL GOVT. OFFICIAL**

SI No.	Name	Designation/Office/ Department
1	Shri. Rajesh Kumar, IAS	Chief Secretary, Govt. of Manipur
2	Smt. Anna Arambam, IAS	Director, DIF
3	Shri. E Priyokumar Singh	IGP (AP/Ops & Provisioning)
4	Shri. H Gyan Prakash	Commissioner, Social Welfare
5	Shri. T Ranjit Singh	Commissioner, Education –S
6	Smt. Nidhi Kesawari	Commissioner, Rd & PR
7	Shri. H ShantiKumar Singh	ED,(Tech) MSPDCL/MSPCL
8	Shri. Robert S Kshetrimayum	DC/Noney
9	Shri. W Malemnganba Chenglei	DC/Jiribam
10	Shri. H Worshang	DC/Kamjong
11	Shri. Armstrong Pame	DC, Tamenglong
12	Shri M. Kapajit Singh	ADC, Kakching
13	Shri. Polem Lenin Singh	ADC, Thoubal
14	Shri. D. Gangmei	ADC, Ukhrul
15	Shri. Laishram Bobi Singh	Rev/AC to DC
16	Shri. Thangboi Gangte	ADC, Churachandpur
17	Shri. Mangminlian Vaiphei	AC to DC, Imphal East
18	Shri. S Lunguiba Thangal	SDO, Willong, Senapati District
19	Shri. S Saileshraj Singh	SDC, Pherzawl
20	Shri. L. Jogendra Singh	Assistant Director, DIF
21	Shri. N Gojendro Singh	Director, Fisheries
22	Shri. N. Deben	Director (IT)
23	Smt. Laltanpui Vanchhong	Director, Agriculture
24	Smt. Karuna Devi	CEO, KVIB
25	Shri. Krishna Kumar	SD/CS
26	Koshoni Phimu	US/Fy
27	Shri. L Nandakumar Singh	Director, Education (s)
28	Shri. L Bikram	Director / TCI
29	Shri. Peter Salam	Dy. Secy / TCI
30	Shri. Kh Dilip Singh	Joint Director (Com & Ind)
31	Smt. Yumnam Robita	SMD, MSRLM
32	Shri. L Tiken Singh	Supdt of Post, Imphal
33	Smt .T Simi Kom	Jr. Executive
34	Shri. Neilenthang Kom	Joint Secy, Finance
35	Shri. N. Damodar Singh	NIC, Scientist - D
36	Shri. O. Tombi Singh	NIC, Scientist - D
37	Shri. Y. Bisheshwor	IPPB, Sr. Manager

38	Shri. R Rang Peter	Jt. Secy / HSC
39	Shri T.N Singh	Asst. Director (Stats) MSME-DI, Imphal
40	Shri. C.S Khongsai	MSRLM
41	Shri. A Subhash Singh	MD/MSPDCL
42	Shri. Jotin Khumancha Oinam	Dy Manager, MSPDCL
43	Dr. K Lunkim	GM, DIC, Bishnupur

#### B. RESERVE BANK OF INDIA AND NABARD

SI No.	Name	Designation/Office/ Department
1	Smt. Mary Gwite	General Manager, RBI, Imphal
2	Dr. M Srinivasa Rao	General Manager, NABARD, Imphal
3	Shri. C.M Samuel	AGM, RBI, Imphal

#### COMMERCIAL BANKs, RRBs, CO-OPERATIVE BANKs AND OTHER FINANCIAL PUBLIC SECTOR INSTITUTION'S OFFICIALS

SL. No.	Name	Designation/Office/Department
1	Shri. A. Subhash Singh, IAS	MD, MSCB Ltd
2	Shri. Samarendu Samat	Chairmen, MRB
3	Shri. Ashutosh Gupta	CM, Indian Bank, (E-ALB)
4	Shri. Halayudh Kumar	Chief Manager, CBI
5	Shri. L. Neihzial	Chief Manager, UCO Bank
6	Shri. Uttam Mandal	Chief Manager, BOB
7	Shri. K.S.J Gangte	Chief Manager, ICICI Bank
8	Shri. N. Joyshankar Singh	Canara Bank
9	Shri. N. Parabat Singh	Cluster Head, Axis Bank
10	Shri. Bivekananda Singh	MO, BOI, Imphal Branch
11	Shri. B Bimol singh	Sr Manager ADV MRB
12	Shri. Monojit Dey	AGM, IDBI
13	Shri. G Ramkumar Sharma	Asstt. Manager, SIDBI
14	Shri. S.S Aimol	C.M, PNB, Imphal
15	Shri. Roleson Pou	Sr. Manager, NESFB
16	Shri. M. Kennedy Singh	Sr. Manager, PSB
17	Shri. Huirom Suresh Meitei	Sr. Manager, Union Bank of India
18	Shri. Ng. Gopeshwor Singh	Branch Manager, HDFC
19	Shri. Bikram Ksh.	Branch head. Bandhan Bank
20	Shri. Roshan Kamei	Br. Manager, NESFB
21	Shri. Sona L Ngaihte	Dy. Manager, BOI
22	Shri. T.T Zathang	AGM, (OSD), BOB
23	Shri. Santanu Singh	Br. Manager, YES Bank



**D. CONVENER BANK OFFICERS**

<b>SL. No.</b>	<b>Name</b>	<b>Designation/Office/Department</b>
1	Shri. Jayateertha V Jainapur	GM, SBI, NEC, Network-II
2	Shri Susanta Kumar Sahoo	DGM, SLBC
3	Shri. Girin Sarma	Convener
4	Shri. H.H Poumai	Nodal SLBC Officer
5	Shri. Angom Sanjeev	Chief Manager, Credit, SBI
6	Shri. Hubert SZ Khobung	Chief Manager, LDM, Thoubal
7	Shri. L.S. Peter Mao	Chief Manager, LDM, Senapati
8	Shri. N. Nimai Singh	Chief Manager, LBO, Kakching & Chandel
9	Shri. H. Haukhanpau	Chief Manager, LDM, Churachandpur & Pherzawl
10	Shri. Paul Gangte	Asstt. Manager, SBI