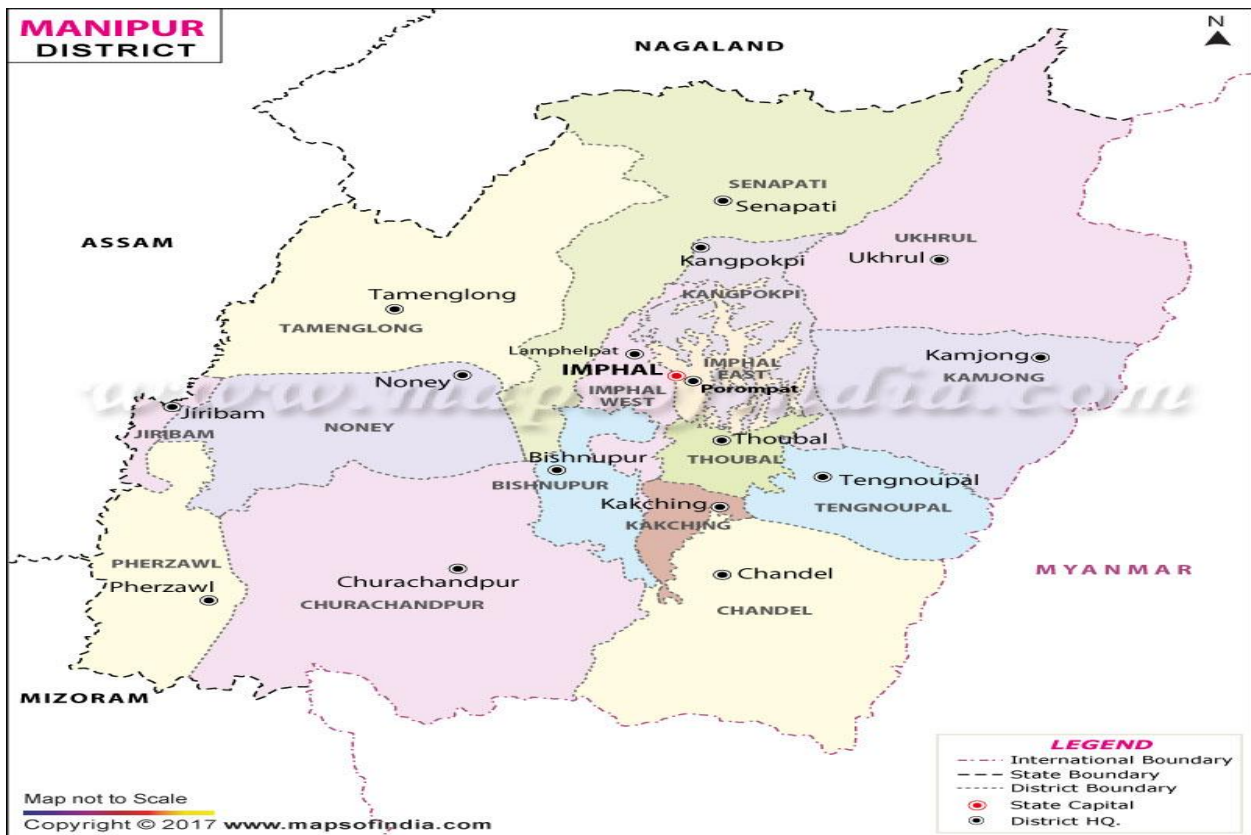


MANIPUR STATE PROFILE

The word Manipur is derived from two words, “Mani” meaning ‘Jewel’ and “Pur” meaning “City or Place”. Pandit Jawaharlal Nehru called Manipur the ‘Jewel of India’ while Lord Irwin described it as the Switzerland of India’. It is bounded by Nagaland to the north, Mizoram to the south, and Assam to the west, Myanmar (Sagaing Region and Chin State) lies to its east. The state covers an area of 22,327 square kilometres (8,621 sq miles) and as per Census 2011, it has a population of 28.56 Lakhs. The rural and urban population is 70.79% and 29.21%, respectively. Sex Ratio in Manipur is 985 i.e. for each 1000 male. Manipur has been at the crossroads of Asian economic and cultural exchange for more than 2,500 years. It has long connected the Indian subcontinent to Southeast Asia, China (or East Asia), Siberia, Micronesia and Polynesia, enabling migration of people, cultures, and religions.

Districts of Manipur



1. Bishnupur	5. Imphal West	9. Kangpokpi	13. Tamenglong
2. Chandel	6. Jiribam	10. Noney	14. Tengnoupal
3. Churachandpur	7. Kakching	11. Phozawl	15. Thoubal
4. Imphal East	8. Kamjong	12. Senapati	16. Ukhrul

Manipur State

Selected Economic Indicators.

Sl. No.	Items	Ref. Year	Unit	Particulars
1.	Geographical Area	2011 Census	'000 Sq. Km.	22.327
2.	Population	2011 Census	Lakh No.	28.56
3.	Density	-do-	Persons per Sq. Km.	128
4.	Sex Ratio	-do-	Females per '000 Males	985
5.	Percentage of Urban Population to the total population	-do-	Percentage	29.21
6.	Average Annual Exponential Growth Rate	2001-2011	-do-	2.19
7.	Population Below Poverty Line (As per Planning Commission estimates)	1999-2000	-do-	36.9
8.	Literacy rate : (i) Persons (ii) Male (iii) Female	2011 Census	-do-	i) 76.94 ii) 83.58 iii) 70.26
9.	Gross State Domestic Product (GSDP) at factor cost : (i) At Market prices(2024-2025)	2024-2025	Rs. in Lakhs	5214376
10.	Net State Domestic Product (NSDP) at factor cost (i) At Market prices(2024-2025)	-do-	-do-	4641941
11.	Per Capita NSDP (i) At Market prices(2024-2025)	-do-	In Rs.	142086
12.	Index of Agricultural Production (Base: Triennium ending =100)	2021-2022 (Provisional)	'000 tonnes	463.46
13.	Total cropped area	2023-2024	'000 hectares	87.32
14.	Net area sown	-do-	-do-	191.46
15.	Index of Industrial Production (Base :)	2021-2022	General Index	106.7
16.	Post office per lakh population	2025 (March)	No.	25
17.	Avg. Population per Bank Branch	2025 (March)	Nos.	10538
18.	Employment on organised sector			
19.	(i) Public Sector	As on 31 st March, 2011	Lakhs	0.76
20.	(ii) Private Sector	As on 31 st March, 2011	Lakhs	0.03

District-wise Population, Sex-ratio, Density etc (As per 2011 Census).

Sl. No.	DISTRICT	Population	Sex Ratio per '000 males	Density per Sq. Km.	Scheduled Caste			Scheduled Tribe		
					Total	Male	Female	Total	Male	Female
1	KAKCHING	4,22,168	998	708	33,969	16,640	17,329	4,274	2,200	2,074
2.	THOUBAL									
3	TENGNUPAL	1,44,182	981	36	210	107	103	1,08,779	54,692	54,087
4.	CHANDEL									
5	PHERZAWL	2,74,143	944	50	205	179	26	2,12,482	1,07,002	1,05,480
6.	CHURACHANDPUR									
7	KANGPOKPI	4,79,148	935	87	238	143	95	1,22,791	61,785	61,006
8.	SENAPATI									
9.	IMPHAL WEST	5,14,683	1004	856	13,276	6,646	6,630	21,118	10,478	10,640
10	JIRIBAM	4,56,113	991	557	10,409	5,374	5,035	24,712	12,382	12330
11.	IMPHAL EAST									
12.	BISHNUPUR	2,40,363	993	420	1,727	842	885	6,143	3,064	3,079
13	NONEY	1,40,651	922	25	3	X	3	1,06,349	54,020	52,329
14.	TAMENGLONG									
15	KAMJONG	1,83,998	916	31	210	X	X	1,34,493	68,696	65,797
16.	UKHRUL									
TOTAL		28,55,794	8684	2770	60,247	29,931	30,106	56,247	2,67,317	2,61,342

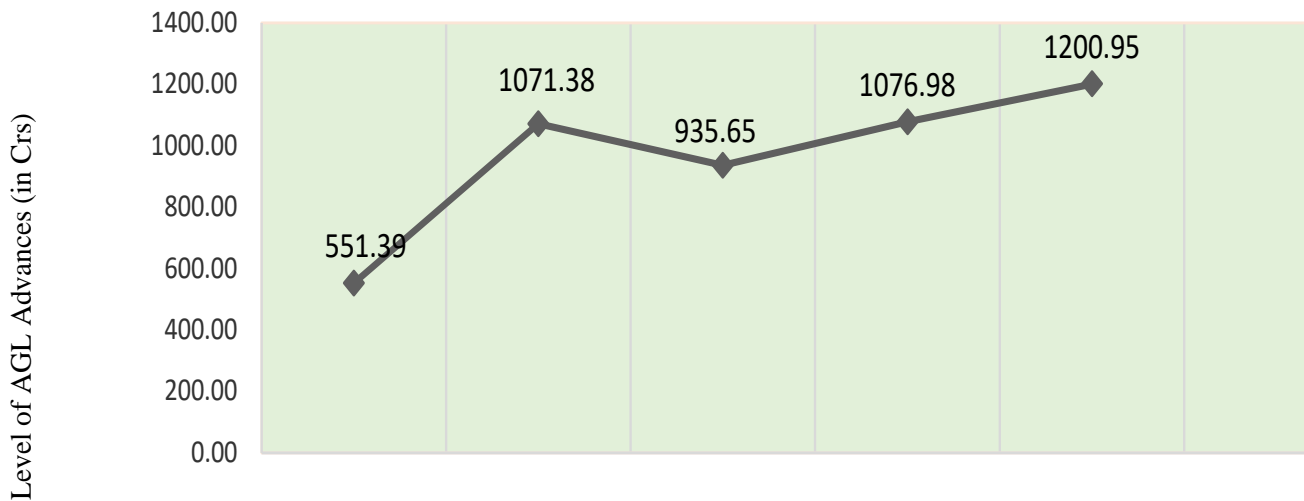
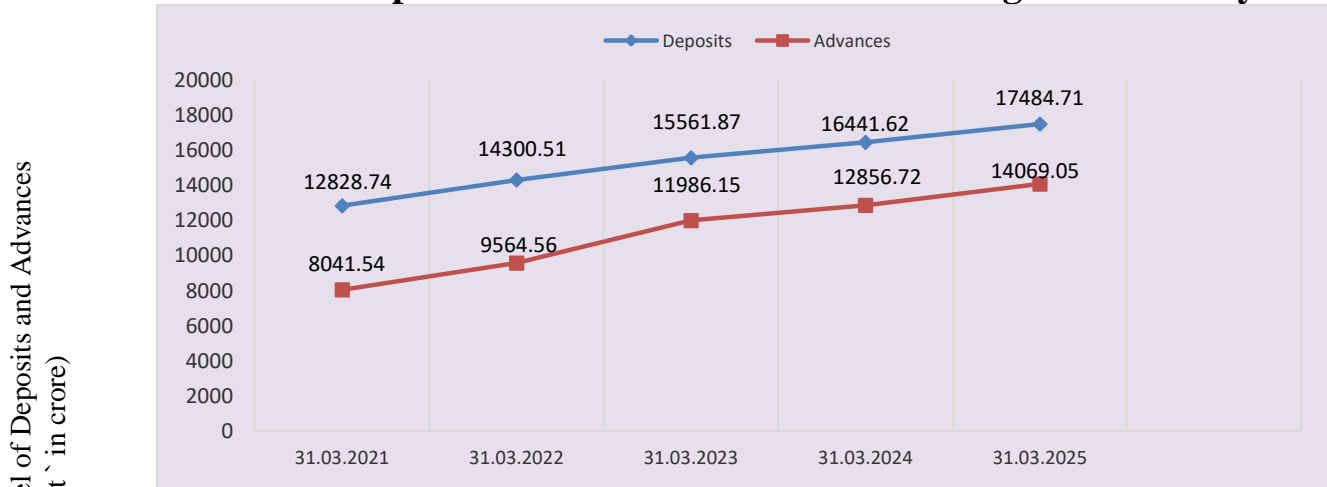
**** Information collected from respective state Govt. website...**

MANIPUR STATE: ACHIEVEMENT VERSUS NATIONAL NORMS

As on 31.03.2025

PARAMETERS	NATIONAL NORMS (%)	State Position (%)
C D RATIO	60	81
CREDIT + INV. : DEPOSIT RATIO	60	94
PRI. SECTOR ADV. TO TOTAL ADV.	40	27
AGL. ADV. TO TOTAL PRI. SECTOR ADV.	18	32

Chart Level of Deposits and Credits in the state during the last five years



Manipur: Details of Banking Profile for FY (2024-2025) as on 31.03.2025

Amount Rs in Lakhs

Profile	Public. Bank	Private. Bank	RRBs	Co-op Banks	Small Finance Bank	Payment Banks	NEDFi / RIDF	Total
Branch Network	161	55	27	15	6	9	0	273
Aggregate Deposit(D)	1264814.16	376362.54	56003.51	43513.48	2050.6	0	0	1742744.29
Total Advances inc. Credit Utilize	1135314.58	209316.77	31897.36	27711.85	2726.03	0	0	1406966.59
CD Ratio (CDR2)	89.76	55.62	56.96	63.69	132.94	0	0	80.73
Priority Sector (PS) Advances	250092.7	73500.65	23688.06	25444.11	2489.95		0	372725.52
% to Total Advances	22.03	35.11	74.26	91.82	100	0	0	26.49
Adv. to Agriculture (PS)	61489.45	27723.56	12840.39	17979.14	62.15		0	120094.69
% to Total Advances	5.42	13.24	40.26	64.88	2.28	0	0	8.54
Adv. to MSME Sector (PS)	142602.41	40863.72	9123.61	4952.17	2427.8		0	199969.71
% to Total Advances	12.56	19.52	28.6	17.87	89.06	0	0	14.21
Adv. to Other Priority Sector (PS)	46000.84	4913.37	1724.06	2512.8	0	0	0	55151.07
% to Total Advances	4.05	2.35	5.41	9.07	0	0	0	3.92

**Bankwise Position of Branches / ATM / Banking Outlets / BC
Report of Manipur in the FY-2024-2025 as on date 31.03.2025**

Sl No.	Bank Name	ATM			Total ATM	Branch			Total Branch	B/C		
		ATM Rural	ATM Semi-Urban	ATM Urban		Branch Rural	Branch Semi-Urban	Branch Urban		B/C Total	B/C Fix	B/C Other
1	BOB	13	0	3	16	9	0	7	16	31	0	31
2	BOI	4	1	2	7	3	2	1	6	4	4	0
3	BOM	0	1	0	1	0	1	1	2	0	0	0
4	CAN	1	1	1	3	3	2	2	7	16	16	0
5	CBI	1	1	1	3	4	2	2	8	14	0	14
6	IND	1	2	0	3	3	2	1	6	5	0	0
7	IOB	0	1	2	3	1	1	1	3	4	4	0
8	PNB	5	5	15	25	8	8	7	23	224	0	224
9	PSB	3	2	1	6	3	2	1	6	0	0	0
10	SBI	75	42	119	236	43	15	9	67	198	167	31
11	UCO	6	4	2	12	8	4	3	15	10	10	2
12	UNI	0	0	0	0	0	1	1	2	4	4	0
Public	Total	109	60	146	315	85	40	36	161	510	205	302
1	AXIS	3	5	8	16	2	5	4	11	120	8	112
2	BAND	0	0	1	1	3	3	3	9	0	0	0
3	HDFC	4	5	7	16	5	4	6	15	94	89	5
4	ICICI	4	2	10	16	4	2	4	10	0	0	0
5	IDBI	4	0	2	6	4	0	1	5	0	0	0
6	INDUS	1	0	2	3	2	0	2	4	0	0	0
7	YES	0	0	1	1	0	0	1	1	2081	0	2081
Private	Total	16	12	31	59	20	14	21	55	2295	97	2198
1	NESFB	0	0	0	0	1	3	2	6	0	0	0
Small FB	Total	0	0	0	0	1	3	2	6	0	0	0
1	APBL	0	0	0	0	0	0	0	0	2114	2114	0
2	IPPB	0	0	0	0	5	3	1	9	393	393	0
Payment B	Total	0	0	0	0	5	3	1	9	2507	2507	0
1	MRB	0	0	0	0	16	10	1	27	161	161	0
RRB	Total	0	0	0	0	16	10	1	27	161	161	0
1	MSCB	6	8	3	17	6	8	1	15	0	0	0
Grand	Total	131	80	180	391	133	78	62	273	5473	2970	2500

District wise Branches / ATM / Banking Outlets / BC report of Manipur in the FY2024-2025 as on date 31.03.2025

SI No.	Bank Name	ATM			Total ATM	Branch			Total Branch	B/C		
		ATM Rural	ATM Semi-Urban	ATM Urban		Branch Rural	Branch Semi-Urban	Branch Urban		B/C Total	B/C Fix	B/C Other
1	BISHNUPUR	3	12	0	15	4	19	0	23	442	410	32
2	CHANDEL	6	0	0	6	4	0	0	4	28	27	1
3	CHURACHANDPUR	23	3	0	26	21	3	0	24	87	42	45
4	IMPHALEAST	48	1	10	59	29	3	8	40	541	494	46
5	IMPHALWEST	10	5	170	185	14	12	54	80	3190	1015	2174
6	JIRIBAM	1	1	0	2	4	1	0	5	21	13	8
7	KAKCHING	1	18	0	19	1	11	0	12	102	62	40
8	KAMJONG	1	0	0	1	1	0	0	1	3	3	0
9	KANGPOKPI	11	0	0	11	15	0	0	15	22	12	9
10	NONEY	2	0	0	2	7	0	0	7	24	23	1
11	PHERZAWL	0	0	0	0	0	0	0	0	3	3	0
12	SENAPATI	17	0	0	17	16	2	0	18	26	11	15
13	TAMENGLONG	0	3	0	3	2	4	0	6	43	28	15
14	TENGNOUNPAL	2	4	0	6	3	4	0	7	56	19	37
15	THOUBAL	3	27	0	30	8	13	0	21	842	790	52
16	UKHRUL	3	6	0	9	4	6	0	10	43	18	25
Grand Total		131	80	180	391	133	78	62	273	5473	2970	2500

**Bank Wise Business and Credit Deposit Ratio of Manipur as on date
31.03.2025**

(Amount in Rs.Lakhs)

Sl No.	Bank Name	Deposit Amount (D)	Advances Amount (A)	Credit Utilize (CU)	Total Credit (TC=A+CU)	CDR1	CDR2	Investment Amount (I)	TC + I	CDR3
1	BOB	116553.19	89316.98	0.00	89316.98	76.63	76.63	0.00	89316.98	76.63
2	BOI	18770.00	39939.00	0.00	39939.00	212.78	212.78	0.00	39939.00	212.78
3	BOM	13534.98	13225.07	0.00	13225.07	97.71	97.71	0.00	13225.07	97.71
4	CAN	21168.93	19903.44	0.00	19903.44	94.02	94.02	0.00	19903.44	94.02
5	CBI	25619.45	15911.65	62.10	15973.75	62.11	62.35	0.00	15973.75	62.35
6	IND	23818.19	20762.58	0.00	20762.58	87.17	87.17	0.00	20762.58	87.17
7	IOB	14305.49	12810.66	0.00	12810.66	89.55	89.55	0.00	12810.66	89.55
8	PNB	236076.74	156584.52	0.00	156584.52	66.33	66.33	0.00	156584.52	66.33
9	PSB	22398.00	15679.00	0.00	15679.00	70.00	70.00	0.00	15679.00	70.00
10	SBI	730021.12	711406.99	0.00	711406.99	97.45	97.45	183470.00	894876.99	122.58
11	UCO	36851.91	34554.67	0.00	34554.67	93.77	93.77	0.00	34554.67	93.77
12	UNI	5696.16	5157.92	0.00	5157.92	90.55	90.55	58.90	5216.82	91.58
	Pub Total	1264814.16	1135252.48	62.10	1135314.58	89.76	89.76	183528.90	1318843.48	104.27
1	AXIS	93049.77	61194.87	0.00	61194.87	65.77	65.77	0.00	61194.87	65.77
2	BAND	10430.21	3390.22	0.00	3390.22	32.50	32.50	0.00	3390.22	32.50
3	HDFC	138662.90	50115.59	0.00	50115.59	36.14	36.14	0.00	50115.59	36.14
4	ICICI	105432.53	77712.18	0.00	77712.18	73.71	73.71	0.00	77712.18	73.71
5	IDBI	18523.88	12543.03	0.00	12543.03	67.71	67.71	0.00	12543.03	67.71
6	INDUS	6661.23	483.45	0.00	483.45	7.26	7.26	0.00	483.45	7.26
7	YES	3602.02	3877.43	0.00	3877.43	107.65	107.65	0.00	3877.43	107.65
	Priv Total	376362.54	209316.77	0.00	209316.77	55.62	55.62	0.00	209316.77	55.62
1	NESFB	2050.60	2726.03	0.00	2726.03	132.94	132.94	0.00	2726.03	132.94
	Small FB Total	2050.60	2726.03	0.00	2726.03	132.94	132.94	0.00	2726.03	132.94
1	MRB	56003.51	31897.36	0.00	31897.36	56.96	56.96	13183.80	45081.16	80.50
	RRB Total	56003.51	31897.36	0.00	31897.36	56.96	56.96	13183.80	45081.16	80.50
1	MSCB	43513.48	27711.85	0.00	27711.85	63.69	63.69	28938.97	56650.82	130.19
	Co-op Total	43513.48	27711.85	0.00	27711.85	63.69	63.69	28938.97	56650.82	130.19
	Grand Total	1742744.29	1406904.49	62.10	1406966.59	80.73	80.73	225651.67	1632618.26	93.68

**District wise Position of DEPOSITS, ADVANCES , CD RATIO Report of Manipur as on date
31.03.2025 (Excluding NEDFi,RIDF & Credit Utilize figures)**

(Amount in Rs. Lakhs)

Sl No.	District Name	Dep Rural	Dep Semi-Urban	Dep Urban	Total Deposit	Adv Rural	Adv Semi-Urban	Adv Urban	Total Advances	CDR Rural	CDR Semi Urban	CDR Urban	Overall CD Ratio
1	BISHNUPUR	2722.02	47080.78	0.00	49802.80	7087.27	61635.79	3969.98	72693.04	260.37	130.91		145.96
2	CHANDEL	15344.93	0.00	0.00	15344.93	21912.90	18.54	158.82	22090.26	142.80			143.96
3	CHURACHANDPUR	129645.22	4718.64	0.00	134363.86	107311.38	2745.58	1215.68	111272.64	82.77	58.19		82.81
4	IMPHALEAST	136182.37	14931.38	57593.67	208707.42	112162.43	8031.57	53177.85	173371.85	82.36	53.79	92.33	83.07
5	IMPHALWEST	39375.41	52673.01	968473.24	1060521.66	40622.81	61544.74	621032.30	723199.85	103.17	116.84	64.12	68.19
6	JIRIBAM	15683.46	219.36	0.00	15902.82	5377.66	187.10	0.00	5564.76	34.29	85.29		34.99
7	KAKCHING	980.51	26832.37	0.00	27812.88	1448.77	43790.60	0.00	45239.37	147.76	163.20		162.66
8	KAMJONG	1303.37	0.00	0.00	1303.37	1737.29	0.00	0.00	1737.29	133.29			133.29
9	KANGPOKPI	43339.84	0.00	0.00	43339.84	36727.99	0.00	0.00	36727.99	84.74			84.74
10	NONEY	5459.73	0.00	0.00	5459.73	4436.13	0.00	0.00	4436.13	81.25			81.25
11	PHERZAWL	15.21	0.00	0.00	15.21	0.00	0.00	0.00	0.00	0.00			0.00
12	SENAPATI	55613.22	1383.53	0.00	56996.75	52249.74	1053.85	0.00	53303.59	93.95	76.17		93.52
13	TAMENGLONG	1083.86	14932.51	0.00	16016.37	336.02	11588.07	0.00	11924.09	31.00	77.60		74.45
14	TENGNOUNPAL	6591.94	7039.25	0.00	13631.19	13206.36	4586.46	0.00	17792.82	200.34	65.16		130.53
15	THOUBAL	11416.43	47043.06	0.00	58459.49	17917.65	77518.91	5431.18	100867.74	156.95	164.78		172.54
16	UKHRUL	2328.02	38464.83	0.00	40792.85	4474.32	22208.75	0.00	26683.07	192.19	57.74		65.41
Grand Total		467085.54	255318.72	1026066.91	1748471.17	427008.72	294909.96	684985.81	1406904.49	91.42	115.51	66.76	80.46

Bank-wise ACP (Priority Sector) OUTSTANDING Report of Manipur as on date 31.03.2025

(Amount in Rs. Lakhs)

Sl No.	Bank Name	Total Agri (PS) O/S No.	Total Agri (PS) O/S Amt.	Total MSME (PS) O/S No.	Total MSME (PS) O/S Amt.	Total Other PS O/S No.	Total Other PS O/S Amt.	Total PS O/S No.	Total PS O/S Amt.
1	BOB	2350	6404.54	3331	16162.27	352	2732.97	6033	25299.78
2	BOI	7311	18459.41	1505	4934.41	231	2573.70	9047	25967.52
3	BOM	165	696.03	293	5301.30	100	1281.31	558	7278.64
4	CAN	2775	4642.75	1472	5078.53	239	1466.99	4486	11188.27
5	CBI	1059	1763.84	2048	9348.14	57	334.63	3164	11446.61
6	IND	419	524.30	1161	8804.33	37	270.04	1617	9598.67
7	IOB	847	1074.84	837	4505.51	139	2787.32	1823	8367.67
8	PNB	11997	10746.15	4999	17310.15	750	5456.54	17746	33512.84
9	PSB	220	459.81	1037	5061.97	180	1784.62	1437	7306.40
10	SBI	9291	13943.67	11547	58551.89	2143	21352.31	22981	93847.87
11	UCO	1999	2337.95	3953	6990.53	1469	5864.45	7421	15192.93
12	UNI	245	436.16	271	553.38	13	95.96	529	1085.50
Pub	Total	38678	61489.45	32454	142602.41	5710	46000.84	76842	250092.70
1	AXIS	2003	11652.85	1137	10732.36	1168	557.45	4308	22942.66
2	BAND	223	76.14	3083	978.61	2703	695.63	6009	1750.38
3	HDFC	1193	3751.36	803	10983.33	10653	2309.79	12649	17044.48
4	ICICI	4815	11637.66	310	15933.37	54	593.23	5179	28164.26
5	IDBI	183	605.55	231	2082.51	91	757.27	505	3445.33
6	INDUS	0	0.00	0	0.00	0	0.00	0	0.00
7	YES	0	0.00	5	153.54	0	0.00	5	153.54
Priv	Total	8417	27723.56	5569	40863.72	14669	4913.37	28655	73500.65
Small FB	Total	87	62.15	2256	2427.80	0	0.00	2343	2489.95
1	MRB	17454	12840.39	9518	9123.61	158	1724.06	27130	23688.06
RRB	Total	17454	12840.39	9518	9123.61	158	1724.06	27130	23688.06
1	MSCB	6319	17979.14	2536	4952.17	1213	2512.80	10068	25444.11
Grand	Total	70955	120094.69	52333	199969.71	21750	55151.07	145038	375215.47

District-wise ACP (Priority Sector) OUTSTANDING Report of Manipur as on date 31.03.2025 (Excluding RIDF & NEDFi)

(Amount in Rs. Lakhs)

Sl No.	District Name	Total Agri (PS) O/S No.	Total Agri (PS) O/S Amt.	Total MSME (PS) O/S No.	Total MSME (PS) O/S Amt.	Total Other PS O/S No.	Total Other PS O/S Amt.	Total PS O/S No.	Total PS O/S Amt.
1	BISHNUPUR	11401	13682.96	4565	8113.21	2301	4343.11	18267	26139.28
2	CHANDEL	246	183.33	650	814.56	126	786.34	1022	1784.23
3	CHURACHANDPUR	3893	4162.26	2771	11817.33	661	4300.76	7325	20280.35
4	IMPHALEAST	10045	16484.87	9279	26416.54	6489	7606.34	25813	50507.75
5	IMPHALWEST	25940	57574.49	18909	117531.35	6209	25783.51	51058	200889.35
6	JIRIBAM	119	187.67	153	343.61	109	62.83	381	594.11
7	KAKCHING	3381	5748.27	3098	5620.92	690	1985.74	7169	13354.93
8	KAMJONG	19	41.00	130	116.29	0	0.00	149	157.29
9	KANGPOKPI	1167	1023.51	1175	3483.20	143	1327.66	2485	5834.37
10	NONEY	641	607.93	378	588.76	4	8.07	1023	1204.76
11	PHERZAWL	0	0.00	0	0.00	0	0.00	0	0.00
12	SENAPATI	2307	2073.44	2188	7232.76	519	2327.81	5014	11634.01
13	TAMENGLONG	293	224.73	493	1034.46	18	99.36	804	1358.55
14	TENGNUPAL	699	835.48	1216	1499.39	47	594.45	1962	2929.32
15	THOUBAL	9866	16235.13	6019	12640.36	4221	5695.42	20106	34570.91
16	UKHRUL	938	1029.62	1309	2716.97	213	229.67	2460	3976.26
Grand	Total	70955	120094.69	52333	199969.71	21750	55151.07	145038	375215.47

Segregation of Advances in Manipur as on date 31.03.2025

(Amount in Rs. Lakhs)

Sl No.	Bank Name	Priority Sector Advance (PSA)	Non Priority Sector Advance	Total Advance	Weaker Sector Advance (WSA)	PSA to Tot. Adv (%)	WSA to PSA (%)	WSA to Tot. Adv (%)
1	BOB	25299.78	64017	89316.98	23914.63	28.33	94.53	26.78
2	BOI	25967.52	13971	39939.00	19988.07	65.02	76.97	50.05
3	BOM	7278.64	5946	13225.07	1431.09	55.04	19.66	10.82
4	CAN	11188.27	8715	19903.44	15519.35	56.21	138.71	77.97
5	CBI	11446.61	4527	15973.75	2367.41	71.66	20.68	14.82
6	IND	9598.67	11164	20762.58	1509.78	46.23	15.73	7.27
7	IOB	8367.67	4443	12810.66	327.52	65.32	3.91	2.56
8	PNB	33512.84	123072	156584.52	57649.37	21.40	172.02	36.82
9	PSB	7306.40	8373	15679.00	1865.98	46.60	25.54	11.90
10	SBI	93847.87	617559	711406.99	79565.00	13.19	84.78	11.18
11	UCO	15192.93	19362	34554.67	6590.37	43.97	43.38	19.07
12	UNI	1085.50	4072	5157.92	3106.11	21.05	286.15	60.22
Pub	Total	250092.70	885221	1135314.58	213834.68	22.03	85.50	18.83
1	AXIS	22942.66	38252	61194.87	12193.09	37.49	53.15	19.93
2	BAND	1750.38	1640	3390.22	1510.73	51.63	86.31	44.56
3	HDFC	17044.48	33071	50115.59	4960.02	34.01	29.10	9.90
4	ICICI	28164.26	49548	77712.18	12251.52	36.24	43.50	15.77
5	IDBI	3445.33	9098	12543.03	1684.35	27.47	48.89	13.43
6	INDUS	0.00	483	483.45	0.00	0.00		0.00
7	YES	153.54	3724	3877.43	99.67	3.96	64.91	2.57
Priv	Total	73500.65	135816	209316.77	32699.38	35.11	44.49	15.62
1	NESFB	2489.95	236	2726.03	4.43	91.34	0.18	0.16
Small FB	Total	2489.95	236	2726.03	4.43	91.34	0.18	0.16
1	MRB	23688.06	8209	31897.36	26908.96	74.26	113.60	84.36
RRB	Total	23688.06	8209	31897.36	26908.96	74.26	113.60	84.36
1	MSCB	25444.11	2268	27711.85	9533.08	91.82	37.47	34.40
Grand	Total	375215.47	1031750	1406966.59	282980.53	26.67	75.42	20.11

Bankwise Progress under Agri (PS) Outstanding Report of Manipur as on date 31.03.2025

(Amount in Rs. Lakhs)

Sl No.	Bank Name	Farm Credit Crop No	Farm Credit Crop Amt	Farm Credit Term Loan No	Farm Credit Term Loan Amt	Agri Infra No	Agri Infra Amt	Ancillary No	Ancillary Amt	Agri Total O/S No.	Agri Total O/S Amount
1	BOB	1158	3033.42	958	2235.68	12	59.19	222	1076.25	2350	6404.54
2	BOI	332	176.00	6469	16973.58	0	0.00	510	1309.83	7311	18459.41
3	BOM	6	16.81	3	9.03	0	0.00	156	670.19	165	696.03
4	CAN	2282	3585.73	429	857.58	3	1.26	61	198.18	2775	4642.75
5	CBI	446	270.35	611	1471.31	0	0.00	2	22.18	1059	1763.84
6	IND	374	253.63	40	187.53	0	0.00	5	83.14	419	524.30
7	IOB	240	277.61	326	417.92	0	0.00	281	379.31	847	1074.84
8	PNB	10243	6629.89	1314	2933.28	16	308.42	424	874.56	11997	10746.15
9	PSB	90	229.02	130	230.79	0	0.00	0	0.00	220	459.81
10	SBI	7745	9034.46	1426	2832.01	0	0.00	120	2077.20	9291	13943.67
11	UCO	1310	1219.27	682	1063.19	1	6.97	6	48.52	1999	2337.95
12	UNI	20	51.53	199	341.39	0	0.00	26	43.24	245	436.16
Pub	Total	24246	24777.72	12587	29553.29	32	375.84	1813	6782.60	38678	61489.45
1	AXIS	201	3201.72	1802	8451.13	0	0.00	0	0.00	2003	11652.85
2	BAND	0	0.00	87	29.75	0	0.00	136	46.39	223	76.14
3	HDFC	183	704.34	1005	2671.01	1	0.90	4	375.11	1193	3751.36
4	ICICI	2	5.52	4809	11191.36	0	0.00	4	440.78	4815	11637.66
5	IDBI	72	201.25	71	192.03	0	0.00	40	212.27	183	605.55
6	INDUS	0	0.00	0	0.00	0	0.00	0	0.00	0	0.00
7	YES	0	0.00	0	0.00	0	0.00	0	0.00	0	0.00
Priv	Total	458	4112.83	7774	22535.28	1	0.90	184	1074.55	8417	27723.56
1	NESFB	0	0.00	72	52.89	0	0.00	15	9.26	87	62.15
Small FB	Total	0	0.00	72	52.89	0	0.00	15	9.26	87	62.15
1	MRB	9949	4715.94	4925	6359.97	17	23.85	2563	1740.63	17454	12840.39
RRB	Total	9949	4715.94	4925	6359.97	17	23.85	2563	1740.63	17454	12840.39
1	MSCB	1658	784.22	4660	7194.92	0	0.00	1	10000.00	6319	17979.14
Grand	Total	36311	34390.71	30018	65696.35	50	400.59	4576	19607.04	70955	120094.69

Districtwise Progress under Agri (PS) OUTSTANDING Report of Manipur as on date 31.03.2025(Excluding RIDF)

(Amount in Rs.Lakhs)

Sl No.	District Name	Farm Credit Crop No	Farm Credit Crop Amt	Farm Credit Term Loan No	Farm Credit Term Loan Amt	Agri Infra No	Agri Infra Amt	Ancillary No	Ancillary Amt	Agri Total O/S No.	Agri Total O/S Amount
1	BISHNUPUR	6492	4485.84	4263	8630.24	3	7.79	643	559.09	11401	13682.96
2	CHANDEL	200	117.43	39	52.84	0	0.00	7	13.06	246	183.33
3	CHURACHANDPUR	2592	2160.87	1249	1560.03	0	0.00	52	441.36	3893	4162.26
4	IMPHALEAST	2987	3158.59	5722	11354.78	12	31.22	1324	1940.28	10045	16484.87
5	IMPHALWEST	14427	16014.32	9935	26614.70	20	339.49	1558	14605.98	25940	57574.49
6	JIRIBAM	69	33.47	35	59.80	0	0.00	15	94.40	119	187.67
7	KAKCHING	1451	2093.29	1809	3490.12	7	5.02	114	159.84	3381	5748.27
8	KAMJONG	14	14.15	0	0.00	0	0.00	5	26.85	19	41.00
9	KANGPOKPI	893	541.31	190	310.37	0	0.00	84	171.83	1167	1023.51
10	NONEY	208	141.92	421	397.49	0	0.00	12	68.52	641	607.93
11	PHERZAWL	0	0.00	0	0.00	0	0.00	0	0.00	0	0.00
12	SENAPATI	1936	1287.79	288	615.71	0	0.00	83	169.94	2307	2073.44
13	TAMENGLONG	158	110.20	111	84.17	0	0.00	24	30.36	293	224.73
14	TENGNUPAL	205	106.89	476	682.62	0	0.00	18	45.97	699	835.48
15	THOUBAL	4089	3579.31	5166	11455.30	4	7.10	607	1193.42	9866	16235.13
16	UKHRUL	590	545.33	314	388.18	4	9.97	30	86.14	938	1029.62
Grand Total		36311	34390.71	30018	65696.35	50	400.59	4576	19607.04	70955	120094.69

**Bankwise Progress under MSME (PS) Outstanding Report of Manipur as on
date 31.03.2025**

(Amount in Rs. Lakhs)

Sl No.	Bank Name	Micro No.	Micro Amt.	Small No.	Small Amt.	Medium No.	Medium Amt.	Other MSME No.	Other MSME Amt.	MSME Total O/S No.	MSME Total O/S Amount
1	BOB	3303	14374.10	23	1465.08	5	323.09	0	0.00	3331	16162.27
2	BOI	1495	4497.87	7	430.16	3	6.38	0	0.00	1505	4934.41
3	BOM	277	1371.80	10	3920.60	0	0.00	6	8.90	293	5301.30
4	CAN	1399	4759.02	44	179.53	3	3.33	26	136.65	1472	5078.53
5	CBI	1872	7042.67	25	1716.36	1	30.61	150	558.50	2048	9348.14
6	IND	1126	6131.29	35	2673.04	0	0.00	0	0.00	1161	8804.33
7	IOB	835	3077.51	0	0.00	2	1428.00	0	0.00	837	4505.51
8	PNB	4441	13105.07	546	3923.98	12	281.10	0	0.00	4999	17310.15
9	PSB	1013	4829.59	19	194.97	3	15.36	2	22.05	1037	5061.97
10	SBI	9579	44635.94	1952	13453.49	3	429.17	13	33.29	11547	58551.89
11	UCO	3937	6287.28	16	703.25	0	0.00	0	0.00	3953	6990.53
12	UNI	271	553.38	0	0.00	0	0.00	0	0.00	271	553.38
Pub	Total	29548	110665.52	2677	28660.46	32	2517.04	197	759.39	32454	142602.41
1	AXIS	990	5790.11	103	3609.11	44	1333.14	0	0.00	1137	10732.36
2	BAND	3083	978.61	0	0.00	0	0.00	0	0.00	3083	978.61
3	HDFC	677	5756.87	118	5002.28	8	224.18	0	0.00	803	10983.33
4	ICICI	201	6231.73	104	8813.22	5	888.42	0	0.00	310	15933.37
5	IDBI	223	1527.53	8	554.98	0	0.00	0	0.00	231	2082.51
6	INDUS	0	0.00	0	0.00	0	0.00	0	0.00	0	0.00
7	YES	4	53.87	1	99.67	0	0.00	0	0.00	5	153.54
Priv	Total	5178	20338.72	334	18079.26	57	2445.74	0	0.00	5569	40863.72
1	NESFB	1820	2063.00	0	0.00	0	0.00	436	364.80	2256	2427.80
Small FB	Total	1820	2063.00	0	0.00	0	0.00	436	364.80	2256	2427.80
1	MRB	9518	9123.61	0	0.00	0	0.00	0	0.00	9518	9123.61
RRB	Total	9518	9123.61	0	0.00	0	0.00	0	0.00	9518	9123.61
1	MSCB	2536	4952.17	0	0.00	0	0.00	0	0.00	2536	4952.17
Grand	Total	48600	147143.02	3011	46739.72	89	4962.78	633	1124.19	52333	199969.71

Districtwise Progress under MSME (PS) OUTSTANDING Report of Manipur as on date 31.03.2025 (Excluding NEDFi)

(Amount in Rs.Lakhs)

Sl No.	District Name	Micro No.	Micro Amt.	Small No.	Small Amt.	Medium No.	Medium Amt.	Other MSME No.	Other MSME Amt.	MSME Total O/S No.	MSME Total O/S Amount
1	BISHNUPUR	4406	7206.53	125	853.75	0	0.00	34	52.93	4565	8113.21
2	CHANDEL	577	721.57	73	92.99	0	0.00	0	0.00	650	814.56
3	CHURACHANDPUR	2476	10855.35	278	876.70	1	54.30	16	30.98	2771	11817.33
4	IMPHALEAST	8441	20123.06	709	5874.94	19	312.37	110	106.17	9279	26416.54
5	IMPHALWEST	17248	75975.86	1147	36160.92	63	4519.84	451	874.73	18909	117531.35
6	JIRIBAM	145	329.58	8	14.03	0	0.00	0	0.00	153	343.61
7	KAKCHING	2900	5055.82	197	561.78	1	3.32	0	0.00	3098	5620.92
8	KAMJONG	126	108.58	4	7.71	0	0.00	0	0.00	130	116.29
9	KANGPOKPI	1149	3300.81	26	182.39	0	0.00	0	0.00	1175	3483.20
10	NONEY	377	583.05	1	5.71	0	0.00	0	0.00	378	588.76
11	PHERZAWL	0	0.00	0	0.00	0	0.00	0	0.00	0	0.00
12	SENAPATI	2051	6840.74	127	362.99	3	6.38	7	22.65	2188	7232.76
13	TAMENGLONG	479	991.08	14	43.38	0	0.00	0	0.00	493	1034.46
14	TENGNOUNPAL	1073	1411.89	141	85.65	1	0.00	1	1.85	1216	1499.39
15	THOUBAL	5857	11003.72	147	1535.19	1	66.57	14	34.88	6019	12640.36
16	UKHRUL	1295	2635.38	14	81.59	0	0.00	0	0.00	1309	2716.97
Grand Total		48600	147143.02	3011	46739.72	89	4962.78	633	1124.19	52333	199969.71

**Bankwise Progress under Other Priority Sector (OPS) OUTSTANDING Report of Manipur as on date
31.03.2025**

(Amount in Rs. Lakhs)

Sl No.	Bank Name	Export No.	Export Amt.	Education PS No.	Education PS Amt.	Housing PS No.	Housing PS Amt.	Social Infra No.	Social Infra Amt.	Renewable No.	Renewable Amt.	Other PS No.	Other PS Amt.	OPS Total O/S No.	OPS Total O/S Amount
1	BOB	0	0	142	351.98	210	2380.99	0	0.00	0	0.0	0	0.00	352	2732.97
2	BOI	0	0	29	79.04	202	2494.66	0	0.00	0	0.0	0	0.00	231	2573.70
3	BOM	0	0	23	96.74	63	1012.20	1	123.01	1	4.8	12	44.60	100	1281.31
4	CAN	0	0	155	771.10	82	694.14	0	0.00	0	0.0	2	1.75	239	1466.99
5	CBI	0	0	25	72.62	32	262.01	0	0.00	0	0.0	0	0.00	57	334.63
6	IND	0	0	24	124.39	12	143.95	0	0.00	1	1.7	0	0.00	37	270.04
7	IOB	0	0	7	61.63	132	2725.69	0	0.00	0	0.0	0	0.00	139	2787.32
8	PNB	0	0	96	423.53	615	5031.95	0	0.00	0	0.0	39	1.06	750	5456.54
9	PSB	0	0	12	36.12	168	1748.50	0	0.00	0	0.0	0	0.00	180	1784.62
10	SBI	0	0	523	1934.87	1572	19323.56	0	0.00	48	93.9	0	0.00	2143	21352.31
11	UCO	0	0	21	104.10	419	4217.39	0	0.00	0	0.0	1029	1542.96	1469	5864.45
12	UNI	0	0	8	38.56	4	57.39	0	0.00	0	0.0	1	0.01	13	95.96
Pub	Total	0	0	1065	4094.68	3511	40092.43	1	123.01	50	100.3	1083	1590.38	5710	46000.84
1	AXIS	0	0	45	121.29	98	218.34	0	0.00	0	0.0	1025	217.82	1168	557.45
2	BAND	0	0	0	0.00	0	0.00	0	0.00	0	0.0	2703	695.63	2703	695.63
3	HDFC	0	0	1	2.56	830	926.15	0	0.00	0	0.0	9822	1381.08	10653	2309.79
4	ICICI	0	0	18	98.82	34	493.81	0	0.00	0	0.0	2	0.60	54	593.23
5	IDBI	0	0	37	109.20	54	648.07	0	0.00	0	0.0	0	0.00	91	757.27
6	INDUS	0	0	0	0.00	0	0.00	0	0.00	0	0.0	0	0.00	0	0.00
7	YES	0	0	0	0.00	0	0.00	0	0.00	0	0.0	0	0.00	0	0.00
Priv	Total	0	0	101	331.87	1016	2286.37	0	0.00	0	0.0	13552	2295.13	14669	4913.37
1	NESFB	0	0	0	0.00	0	0.00	0	0.00	0	0.0	0	0.00	0	0.00
Small FB	Total	0	0	0	0.00	0	0.00	0	0.00	0	0.0	0	0.00	0	0.00
1	MRB	0	0	22	59.27	112	1585.41	5	55.31	15	5.7	4	18.35	158	1724.06
RRB	Total	0	0	22	59.27	112	1585.41	5	55.31	15	5.7	4	18.35	158	1724.06
1	MSCB	0	0	1	0.06	121	1819.84	0	0.00	0	0.0	1091	692.90	1213	2512.80
Grand	Total	0	0	1189	4485.88	4760	45784.05	6	178.32	65	106.1	15730	4596.76	21750	55151.07

**Districtwise Progress under Other Priority Sector (OPS) OUTSTANDING Report of Manipur as on date
31.03.2025**

(Amount in Rs.Lakhs)

Sl No.	District Name	Export No.	Export Amt.	Education PS No.	Education PS Amt.	Housing PS No.	Housing PS Amt.	Social Infra No.	Social Infra Amt.	Renewable No.	Renewable Amt.	Other PS No.	Other PS Amt.	OPS Total O/S No.	OPS Total O/S Amount
1	BISHNUPUR	0	0	36	93.73	391	3381.69	0	0.00	1	4.76	1873	862.93	2301	4343.11
2	CHANDEL	0	0	11	32.42	52	679.37	0	0.00	0	0.00	63	74.55	126	786.34
3	CHURACHANDPUR	0	0	89	225.97	346	3852.05	0	0.00	0	0.00	226	222.74	661	4300.76
4	IMPHALEAST	0	0	162	525.66	789	5847.88	1	18.34	5	7.91	5532	1206.55	6489	7606.34
5	IMPHALWEST	0	0	692	2950.73	2247	21667.99	3	131.43	54	92.09	3213	941.27	6209	25783.51
6	JIRIBAM	0	0	1	0.48	3	20.06	0	0.00	0	0.00	105	42.29	109	62.83
7	KAKCHING	0	0	29	75.46	129	1673.78	2	28.55	0	0.00	530	207.95	690	1985.74
8	KAMJONG	0	0	0	0.00	0	0.00	0	0.00	0	0.00	0	0.00	0	0.00
9	KANGPOKPI	0	0	17	60.60	89	1244.24	0	0.00	0	0.00	37	22.82	143	1327.66
10	NONEY	0	0	4	8.07	0	0.00	0	0.00	0	0.00	0	0.00	4	8.07
11	PHERZAWL	0	0	0	0.00	0	0.00	0	0.00	0	0.00	0	0.00	0	0.00
12	SENAPATI	0	0	54	189.83	140	1993.61	0	0.00	0	0.00	325	144.37	519	2327.81
13	TAMENGLONG	0	0	9	20.88	7	78.45	0	0.00	0	0.00	2	0.03	18	99.36
14	TENGNUPAL	0	0	4	24.37	39	544.53	0	0.00	0	0.00	4	25.55	47	594.45
15	THOUBAL	0	0	70	251.23	518	4728.32	0	0.00	5	1.30	3628	714.57	4221	5695.42
16	UKHRUL	0	0	11	26.45	10	72.08	0	0.00	0	0.00	192	131.14	213	229.67
Grand Total		0	0	1189	4485.88	4760	45784.05	6	178.32	65	106.06	15730	4596.76	21750	55151.07

Bank-wise ACP (Priority Sector) OUTSTANDING & NPA Report of Manipur as on date 31.03.2025

(Amount in Rs. Lakhs)

Sl No.	Bank Name	Total Agri (PS) O/S		Tot Agri (PS) NPA		Agri NPA Amt %	Total MSME (PS) O/S		Tot MSME (PS) NPA		MSME NPA Amt %	Total Other PS O/S		Tot Other (PS) NPA		OTHER (PS) NPA Amt %	Total PS O/S		Total PSA NPA		TOTAL PSA NPA Amt %
		No	Amt	No	Amt		No	Amt	No	Amt		No	Amt	No	Amt		No	Amt	No	Amt	
1	BOB	2350	6404.54	329	1022.81	15.97	3331	16162.27	1433	4211.29	26.06	352	2732.97	44	192.57	7.05	6033	25299.78	1806	5426.67	21.45
2	BOI	7311	18459.41	381	474.29	2.57	1505	4934.41	464	1039.02	21.06	231	2573.70	2	26.37	1.02	9047	25967.52	847	1539.68	5.93
3	BOM	165	696.03	0	0.00	0.00	293	5301.30	29	81.45	1.54	100	1281.31	0	0.00	0.00	558	7278.64	29	81.45	1.12
4	CAN	2775	4642.75	371	351.04	7.56	1472	5078.53	558	1208.96	23.81	239	1466.99	13	57.76	3.94	4486	11188.27	942	1617.76	14.46
5	CBI	1059	1763.84	484	626.77	35.53	2048	9348.14	1187	2604.24	27.86	57	334.63	20	65.27	19.51	3164	11446.61	1691	3296.28	28.80
6	IND	419	524.30	357	337.64	64.40	1161	8804.33	489	981.77	11.15	37	270.04	4	19.80	7.33	1617	9598.67	850	1339.21	13.95
7	IOB	847	1074.84	73	81.47	7.58	837	4505.51	99	268.30	5.95	139	2787.32	0	0.00	0.00	1823	8367.67	172	349.77	4.18
8	PNB	11997	10746.15	10178	6943.58	64.61	4999	17310.15	2176	4427.02	25.57	750	5456.54	100	235.31	4.31	17746	33512.84	12454	11605.91	34.63
9	PSB	220	459.81	57	92.61	20.14	1037	5061.97	349	437.13	8.64	180	1784.62	7	4.35	0.24	1437	7306.40	413	534.09	7.31
10	SBI	9291	13943.67	1179	878.12	6.30	11547	58551.89	2501	4930.61	8.42	2143	21352.31	22	130.97	0.61	22981	93847.87	3702	5939.70	6.33
11	UCO	1999	2337.95	668	734.37	31.41	3953	6990.53	1767	2150.30	30.76	1469	5864.45	302	219.53	3.74	7421	15192.93	2737	3104.20	20.43
12	UNI	245	436.16	2	3.66	0.84	271	553.38	6	56.33	10.18	13	95.96	1	0.01	0.01	529	1085.50	9	60.00	5.53
Pub	Total	38678	61489.45	14079	11546.36	18.78	32454	142602.41	11058	22396.42	15.71	5710	46000.84	515	951.94	2.07	76842	250092.70	25652	34894.72	13.95
1	AXIS	2003	11652.85	160	710.32	6.10	1137	10732.36	261	1711.01	15.94	1168	557.45	1045	223.09	40.02	4308	22942.66	1466	2644.42	11.53
2	BAND	223	76.14	205	67.22	88.28	3083	978.61	3009	936.29	95.68	2703	695.63	2694	695.19	99.94	6009	1750.38	5908	1698.70	97.05
3	HDFC	1193	3751.36	502	612.24	16.32	803	10983.33	63	418.95	3.81	10653	2309.79	8389	1257.98	54.46	12649	17044.48	8954	2289.17	13.43
4	ICICI	4815	11637.66	69	126.43	1.09	310	15933.37	28	1585.04	9.95	54	593.23	2	14.97	2.52	5179	28164.26	99	1726.44	6.13
5	IDBI	183	605.55	45	86.51	14.29	231	2082.51	67	423.70	20.35	91	757.27	0	0.00	0.00	505	3445.33	112	510.21	14.81
6	INDUS	0	0.00	0	0.00		0	0.00	0	0.00		0	0.00	0	0.00		0	0.00	0	0.00	
7	YES	0	0.00	0	0.00		5	153.54	2	16.27	10.60	0	0.00	0	0.00		5	153.54	2	16.27	10.60
Priv	Total	8417	27723.56	981	1602.72	5.78	5569	40863.72	3430	5091.26	12.46	14669	4913.37	12130	2191.23	44.60	28655	73500.65	16541	8885.21	12.09
1	NESFB	87	62.15	52	43.82	70.51	2256	2427.80	962	1145.94	47.20	0	0.00	0	0.00		2343	2489.95	1014	1189.76	47.78
Small FB	Total	87	62.15	52	43.82	70.51	2256	2427.80	962	1145.94	47.20	0	0.00	0	0.00	0.00	2343	2489.95	1014	1189.76	47.78
1	MRB	17454	12840.39	2303	1599.55	12.46	9518	9123.61	3278	2002.95	21.95	158	1724.06	23	79.54	4.61	27130	23688.06	5604	3682.04	15.54
RRB	Total	17454	12840.39	2303	1599.55	12.46	9518	9123.61	3278	2002.95	21.95	158	1724.06	23	79.54	4.61	27130	23688.06	5604	3682.04	15.54
1	MSCB	6319	17979.14	2915	2889.42	16.07	2536	4952.17	1291	1945.08	39.28	1213	2512.80	484	386.48	15.38	10068	25444.11	4690	5220.98	20.52
Grand	Total	70955	120094.69	20330	17681.87	14.72	52333	199969.71	20019	32581.65	16.29	21750	55151.07	13152	3609.19	6.54	145038	375215.47	53501	53872.71	14.36

District-wise ACP (Priority Sector) OUTSTANDING & NPA Report of Manipur as on date 31.03.2025(Excluding RIDF & NEDFi)

(Amount in Rs. Lakhs)

Sl No.	Bank Name	Total Agri (PS) O/S		Tot Agri (PS) NPA		Agri NPA Amt %	Total MSME (PS) O/S		Tot MSME (PS) NPA		MSME NPA Amt %	Total Other PS O/S		Tot Other (PS) NPA		OTHER (PS) NPA Amt %	Total PS O/S		Tot (PS) NPA		Total (PS) NPA Amt %		
		No	Amt	No	Amt		No	Amt	No	Amt		No	Amt	No	Amt		No	Amt	No	Amt		No	Amt
		1	BISHNUPUR	11401	13682.96		1703	1329.29	9.71	4565		8113.21	2049	1688.03	20.81		2301	4343.11	1509	477.02		10.98	18267
2	CHANDEL	246	183.33	143	106.46	58.07	650	814.56	182	161.69	19.85	126	786.34	36	21.11	2.68	1022	1784.23	361	289.26	16.21		
3	CHURACHANDPUR	3893	4162.26	1121	952.58	22.89	2771	11817.33	915	1991.51	16.85	661	4300.76	109	85.64	1.99	7325	20280.35	2145	3029.73	14.94		
4	IMPHALEAST	10045	16484.87	1942	2040.68	12.38	9279	26416.54	3090	4338.44	16.42	6489	7606.34	4876	1003.43	13.19	25813	50507.75	9908	7382.55	14.62		
5	IMPHALWEST	25940	57574.49	11390	9590.04	16.66	18909	117531.35	7871	17476.96	14.87	6209	25783.51	2866	1041.66	4.04	51058	200889.35	22127	28108.66	13.99		
6	JIRIBAM	119	187.67	29	13.61	7.25	153	343.61	69	59.41	17.29	109	62.83	58	19.73	31.40	381	594.11	156	92.75	15.61		
7	KAKCHING	3381	5748.27	1035	1164.60	20.26	3098	5620.92	1572	1131.88	20.14	690	1985.74	474	224.72	11.32	7169	13354.93	3081	2521.20	18.88		
8	KAMJONG	19	41.00	4	8.91	21.73	130	116.29	32	20.44	17.58	0	0.00	0	0.00		149	157.29	36	29.35	18.66		
9	KANGPOKPI	1167	1023.51	435	273.25	26.70	1175	3483.20	361	642.99	18.46	143	1327.66	20	25.51	1.92	2485	5834.37	816	941.75	16.14		
10	NONEY	641	607.93	113	87.59	14.41	378	588.76	109	122.29	20.77	4	8.07	0	0.00	0.00	1023	1204.76	222	209.88	17.42		
11	PHERZAWL	0	0.00	0	0.00		0	0.00	0	0.00		0	0.00	0	0.00		0	0.00	0	0.00			
12	SENAPATI	2307	2073.44	579	390.39	18.83	2188	7232.76	527	984.78	13.62	519	2327.81	174	47.01	2.02	5014	11634.01	1280	1422.18	12.22		
13	TAMENGLONG	293	224.73	140	78.68	35.01	493	1034.46	173	202.62	19.59	18	99.36	2	0.03	0.03	804	1358.55	315	281.33	20.71		
14	TENGOUPAL	699	835.48	171	187.61	22.46	1216	1499.39	434	527.45	35.18	47	594.45	0	0.00	0.00	1962	2929.32	605	715.06	24.41		
15	THOUBAL	9866	16235.13	1209	1119.78	6.90	6019	12640.36	2255	2660.25	21.05	4221	5695.42	2984	645.02	11.33	20106	34570.91	6448	4425.05	12.80		
16	UKHRUL	938	1029.62	316	338.40	32.87	1309	2716.97	380	572.91	21.09	213	229.67	44	18.31	7.97	2460	3976.26	740	929.62	23.38		
Grand	Total	70955	120094.69	20330	17681.87	14.72	52333	199969.71	20019	32581.65	16.29	21750	55151.07	13152	3609.19	6.54	145038	375215.47	53501	53872.71	14.36		

Bankwise Progress under Non Priority Sector (NPS) OUTSTANDING & NPA Report of Manipur as on date 31.03.2025

(Amount in Rs. Lakhs)

SI No.	Bank Name	Agri NPS No.		Education NPS No.		Housing NPS No.		Personal Loan No.		Other NPS No.		Tot NPS O/S No.		Tot Non Prio Sec NPA		NPS NPA Amt.%
		No	Amt	No	Amt	No	Amt	No	Amt	No	Amt	No	Amt	No	Amt	
1	BOB	0	0.00	44	1179.5	528	15400.22	7771	24605.43	2930	22323.08	11273	63508.25	471	1912.06	3.01
2	BOI	0	0.00	2	30.5	173	3840.43	1049	5906.88	710	4201.34	1934	13979.14	145	189.36	1.35
3	BOM	91	417.66	3	54.1	72	2560.23	42	225.30	879	2642.49	1087	5899.75	2	20.05	0.34
4	CAN	0	0.00	7	85.7	90	2409.91	645	1866.91	602	4352.69	1344	8715.19	155	203.16	2.33
5	CBI	0	0.00	0	0.0	1	34.54	607	4264.07	176	166.51	784	4465.12	89	135.78	3.04
6	IND	0	0.00	0	0.0	225	6094.64	757	4097.78	7	543.39	989	10735.81	75	474.03	4.42
7	IOB	0	0.00	0	0.0	71	446.75	172	457.59	897	2334.63	1140	3238.97	12	17.15	0.53
8	PNB	1	1.16	7	137.2	892	16248.92	11780	91893.19	5465	14786.11	18145	123066.58	547	1027.67	0.84
9	PSB	0	0.00	0	0.0	123	2435.20	104	335.72	1287	4391.57	1514	7162.49	20	41.93	0.59
10	SBI	1	1180.00	40	1213.6	7321	121141.63	11235	33489.11	84635	461748.15	103232	618772.44	1741	4097.32	0.66
11	UCO	0	0.00	1	19.7	178	5058.99	705	983.73	2307	13141.32	3191	19203.70	131	240.75	1.25
12	UNI	0	0.00	5	150.5	53	869.28	627	2573.82	76	876.78	761	4470.39	10	5.29	0.12
Pub	Total	93	1598.82	109	2870.7	9727	176540.74	35494	170699.53	99971	531508.06	145394	883217.83	3398	8364.55	0.95
1	AXIS	0	0.00	2	42.0	19	803.97	16614	17983.60	7252	19422.69	23887	38252.23	2003	2272.91	5.94
2	BAND	0	0.00	0	0.0	0	0.00	33	1.70	2518	1637.45	2551	1639.15	2163	834.19	50.89
3	HDFC	57	114.24	3	8.9	29	204.81	2252	8738.85	31703	24004.31	34044	33071.11	1667	1698.42	5.14
4	ICICI	0	0.00	12	339.8	538	16017.60	1990	8309.05	9505	24881.47	12045	49547.96	520	3476.01	7.02
5	IDBI	0	0.00	0	14.0	165	3354.87	15	420.96	1768	5163.00	1948	8952.84	1064	874.32	9.77
6	INDUS	0	0.00	0	0.0	0	0.00	0	0.00	239	483.45	239	483.45	4	8.61	1.78
7	YES	0	0.00	0	0.0	0	0.00	22	90.77	327	3633.12	349	3723.89	9	8.11	0.22
Priv	Total	57	114.24	17	404.7	751	20381.25	20926	35544.93	53312	79225.49	75063	135670.63	7430	9172.57	6.76
1	NESFB	0	0.00	0	0.0	0	0.00	0	0.00	22	244.06	22	244.06	0	0.00	0.00
Small FB	Total	0	0.00	0	0.0	0	0.00	0	0.00	22	244.06	22	244.06	0	0.00	0.00
1	MRB	0	0.00	0	0.0	167	5667.39	361	835.82	282	1706.06	810	8209.27	44	33.48	0.41
RRB	Total	0	0.00	0	0.0	167	5667.39	361	835.82	282	1706.06	810	8209.27	44	33.48	0.41
1	MSCB	0	0.00	0	0.0	0	0.00	607	1358.09	1213	909.65	1820	2267.74	1211	897.87	39.59
Grand	Total	150	1713.06	126	3275.4	10645	202589.38	57388	208438.37	154800	613593.32	223109	1029609.53	12083	18468.47	1.79

Districtwise Progress under Non Priority Sector(NPS) OUTSTANDING & NPA Report of Manipur as on date 31.03.2025

(Amount in Rs. Lakhs)

Sl No.	Bank Name	Agri NPS No.		Education NPS No.		Housing NPS No.		Personal Loan No.		Other NPS No.		Tot NPS O/S No.		Tot Non Prio Sec NPA		NPS NPA Amt.%
		No	Amt	No	Amt	No	Amt	No	Amt	No	Amt	No	Amt	No	Amt	
1	BISHNUPUR	10	13.52	1	36.38	496	8726.17	2883	6650.13	9677	31113.07	13067	46539.27	1127	991.46	2.13
2	CHANDEL	0	0.00	0	0.00	116	1994.55	299	881.86	3065	17429.62	3480	20306.03	77	212.25	1.05
3	CHURACHANDPUR	0	0.00	1	11.80	1264	22751.37	3264	13417.33	11542	54444.19	16071	90624.69	567	1085.97	1.20
4	IMPHALEAST	15	27.64	16	454.97	1246	25537.88	7470	24700.90	20853	71259.31	29600	121980.70	1460	2792.68	2.29
5	IMPHALWEST	116	1657.64	101	2642.69	5319	105219.96	31997	114933.01	74828	297534.62	112361	521987.92	5827	9942.79	1.90
6	JIRIBAM	0	0.00	0	0.00	8	151.34	307	2397.70	624	2421.58	939	4970.62	112	56.56	1.14
7	KAKCHING	0	0.00	0	0.00	412	8081.94	2966	7708.45	4160	16066.16	7538	31856.55	960	904.83	2.84
8	KAMJONG	0	0.00	0	0.00	0	0.00	22	52.78	258	1527.23	280	1580.01	26	56.05	3.55
9	KANGPOKPI	0	0.00	3	75.66	264	4040.57	668	2890.42	4258	23861.24	5193	30867.89	182	361.12	1.17
10	NONEY	0	0.00	0	0.00	2	61.28	136	742.98	381	2317.87	519	3122.13	13	21.11	0.68
11	PHERZAWL	0	0.00	0	0.00	0	0.00	0	0.00	0	0.00	0	0.00	0	0.00	
12	SENAPATI	0	0.00	2	36.76	528	8972.53	961	4134.90	6329	28543.56	7820	41687.75	262	396.14	0.95
13	TAMENGLONG	0	0.00	0	0.00	9	172.86	1109	9302.09	367	1090.58	1485	10565.53	38	84.19	0.80
14	TENGNUPAL	0	0.00	0	0.00	77	1408.34	856	1690.72	2359	11763.51	3292	14862.57	164	292.69	1.97
15	THOUBAL	9	14.26	2	17.14	895	15049.17	3197	10873.87	13853	40017.29	17956	65971.73	1195	1108.49	1.68
16	UKHRUL	0	0.00	0	0.00	9	421.42	1253	8061.23	2246	14203.49	3508	22686.14	73	162.14	0.71
Grand Total		150	1713.06	126	3275.40	10645	202589.38	57388	208438.4	154800	613593.32	223109	1029609.53	12083	18468.47	1.79

Bank-wise ACP (PS) Performance vis-a-vis Target for Manipur during the FY 2024-2025 upto 331.03.2025

(Amount in Rs. Lakhs)

Sl No.	Bank Name	Agri (PS) Target No.		Agri (PS) Achieved No.		Agri(PS) Achv% Amount	Crop Loan Target No.		Crop Loan Achieved No.		Crop Loan Achv% Amount	MSME (PS) Target No.		MSME (PS) Achieved No.		MSME (PS) Achv% Amount	Other PS Target No.		Other PS Achieved No.		Other PS Achv% Amount	Total (PS) Target No.		Total (PS) Achieved No.		Total(PS) Achv% Amount
		No	Amt	No	Amt		No	Amt	No	Amt		No	Amt	No	Amt		No	Amt	No	Amt		No	Amt	No	Amt	
		No	Amt	No	Amt	No	Amt	No	Amt	No	Amt	No	Amt	No	Amt	No	Amt	No	Amt	No	Amt	No	Amt	No	Amt	No
1	BOB	2447	3968.28	1937	4879.12	122.95	847	771.5	1278	3486.53	451.92	1049	4469.00	815	8722.7	195.18	222	1444.8	64	122.91	8.51	3718	9882.11	2816	13724.73	138.88
2	BOI	3192	7867.73	6588	16567.98	210.58	1158	2016.0	122	107.06	5.31	444	1402.50	163	891.9	63.60	68	465.5	22	161.46	34.69	3704	9735.73	6773	17621.36	181.00
3	BOM	451	797.00	166	699.08	87.71	176	233.5	6	16.81	7.20	273	615.00	41	1815.4	295.18	18	84.0	32	420.14	500.17	742	1496.00	239	2934.60	196.16
4	CAN	2053	3497.07	2543	4454.48	127.38	805	1189.0	2504	4359.61	366.66	982	2226.50	340	2914.3	130.89	77	514.0	90	294.10	57.22	3112	6237.57	2973	7662.92	122.85
5	CBI	1371	2110.18	673	1231.68	58.37	806	1060.5	150	174.31	16.44	586	3730.50	563	4983.7	133.59	83	528.5	18	26.07	4.93	2040	6369.18	1254	6241.47	97.99
6	IND	614	873.14	109	343.96	39.39	329	378.7	21	13.10	3.46	679	4579.00	425	5850.0	127.76	74	492.1	6	5.77	1.17	1367	5944.27	540	6199.74	104.30
7	IOB	1295	1354.85	385	532.83	39.33	766	740.2	65	72.60	9.81	196	1088.50	0	543.9	49.97	42	211.2	21	378.07	178.98	1533	2654.59	0	1454.77	54.80
8	PNB	3592	5426.08	468	983.33	18.12	1717	2143.7	441	943.74	44.02	2066	8871.50	1275	8485.0	95.64	279	2330.4	15	102.67	4.41	5937	16627.97	1758	9571.00	57.56
9	PSB	1416	1871.18	19	74.59	3.99	670	805.0	19	74.59	9.27	525	1511.00	162	1484.9	98.27	80	739.0	96	1039.20	140.62	2021	4121.18	277	2598.70	63.06
10	SBI	10570	14863.38	6670	13048.36	87.79	6223	6927.2	5310	9033.06	130.40	4914	34199.00	5705	43874.7	128.29	1021	7588.6	593	1104.15	14.55	16505	56650.98	12968	58027.16	102.43
11	UCO	2218	3389.23	278	407.23	12.02	905	1048.0	276	400.90	38.25	1959	3208.00	831	2804.1	87.41	159	1163.0	38	316.32	27.20	4336	7760.23	1147	3527.68	45.46
12	UNI	217	311.00	54	54.88	17.65	104	140.5	19	0.32	0.23	104	536.00	125	364.1	67.94	8	49.0	4	11.30	23.06	329	896.00	183	430.32	48.03
Pub	Total	29436	46329.12	19890	43277.52	93.41	14506	17453.8	10211	18682.63	107.04	13777	66436.50	10445	82734.8	124.53	2131	15610.2	999	3982.16	25.51	45344	128375.81	30928	129994.45	101.26
1	AXIS	4150	11192.71	2447	12299.40	109.89	2258	6975.5	215	1048.09	15.03	1175	11269.00	27	3482.2	30.90	688	2646.5	105	201.91	7.63	6013	25108.21	2579	15983.52	63.66
2	BAND	790	929.00	0	0.00	0.00	393	475.0	0	0.00	0.00	263	804.00	0	0.0	0.00	23	137.0	0	0.00	0.00	1076	1870.00	0	0.00	0.00
3	HDFC	3099	4730.13	607	2872.89	60.74	1557	1972.6	26	18.30	0.93	1524	15142.00	176	7905.3	52.21	764	1715.5	887	981.27	57.20	5387	21587.62	1670	11759.46	54.47
4	ICICI	4557	9517.59	6343	13971.48	146.80	991	1487.0	1	0.65	0.04	1291	10973.00	216	14607.0	133.12	115	1009.0	3	8.99	0.89	5963	21499.59	6562	28587.50	132.97
5	IDBI	600	923.63	65	237.44	25.71	287	405.5	24	90.23	22.25	254	1353.00	38	238.3	17.61	53	266.7	15	46.90	17.58	907	2543.35	118	522.63	20.55
6	INDUS	199	344.50	0	0.00	0.00	90	143.5	0	0.00	0.00	308	999.00	0	0.0	0.00	23	101.5	0	0.00	0.00	530	1445.00	0	0.00	0.00
7	YES	522	1186.00	0	0.00	0.00	54	72.5	0	0.00	0.00	97	336.00	2	130.0	38.69	8	49.0	0	0.00	0.00	627	1571.00	2	130.00	8.27
Priv	Total	13917	28823.56	9462	29381.21	101.93	5630	11531.6	266	1157.27	10.04	4912	40876.00	459	26362.8	64.49	1674	5925.2	1010	1239.07	20.91	20503	75624.77	10931	56983.11	75.35
1	NESFB	1104	1482.00	0	0.00	0.00	566	693.0	0	0.00	0.00	433	1480.00	23	54.7	3.70	28	130.5	0	0.00	0.00	1565	3092.50	23	54.71	1.77
Small FB	Total	1104	1482.00	0	0.00	0.00	566	693.0	0	0.00	0.00	433	1480.00	23	54.7	3.70	28	130.5	0	0.00	0.00	1565	3092.50	23	54.71	1.77
1	MRB	4492	6282.62	3483	3286.71	52.31	2610	3336.1	2234	1252.95	37.56	2090	5112.00	1052	2951.1	57.73	157	1239.2	12	181.19	14.62	6739	12633.86	4547	6418.99	50.81
RRB	Total	4492	6282.62	3483	3286.71	52.31	2610	3336.1	2234	1252.95	37.56	2090	5112.00	1052	2951.1	57.73	157	1239.2	12	181.19	14.62	6739	12633.86	4547	6418.99	50.81
1	MSCB	3114	8279.30	246	848.88	10.25	1885	6147.7	59	225.25	3.66	653	1547.00	202	614.2	39.70	69	348.1	192	646.65	185.78	3836	10174.37	640	2109.68	20.74
Grand	Total	52063	91196.60	33081	76794.32	84.21	25197	39162.2	12770	21318.10	54.44	21865	115451.50	12181	112717.6	97.63	4059	23253.2	2213	6049.07	26.01	77987	229901.31	47069	195560.94	85.06

Bankwise Progress under ACP DISBURSEMENT AGRI (PS) Report of Manipur during the FY-2024-2025 upto date 31.03.2025

(Amount in Rs. Lakhs)

Sl No.	Bank Name	Crop Loan		Forestry and wasteland Dev.		Water Resource		Farm mechanization		Plantation & horticulture		Animal Husbandry		Fishery		Farm Credit Others		Agri. Infrastructure		Ancillary Activities		Tot Agri (PS) Disb	
		No	Amt	No	Amt	No	Amt	No	Amt	No	Amt	No	Amt	No	Amt	No	Amt	No	Amt	No	Amt	No	Amt
1	BOB	1278	3486.53	0	0	0	0	0	0.00	0	0	213	336.49	6	12.4	317	557.47	17	63.65	106	422.60	1937	4879.12
2	BOI	122	107.06	0	0	0	0	0	0.00	0	0	0	0.00	0	0.0	6386	16249.46	0	0.00	80	211.46	6588	16567.98
3	BOM	6	16.81	0	0	0	0	0	0.00	0	0	0	0.00	2	4.0	2	8.09	0	0.00	156	670.19	166	699.08
4	CAN	2504	4359.61	0	0	0	0	0	0.00	0	0	0	0.00	0	0.0	18	25.45	0	0.00	21	69.42	2543	4454.48
5	CBI	150	174.31	0	0	0	0	0	0.00	0	0	0	0.00	25	4.1	498	1053.25	0	0.00	0	0.00	673	1231.68
6	IND	21	13.10	0	0	0	0	0	0.00	0	0	64	206.99	0	0.0	22	72.07	0	0.00	2	51.80	109	343.96
7	IOB	65	72.60	0	0	0	0	0	0.00	0	0	7	58.68	3	10.5	133	158.77	0	0.00	177	232.28	385	532.83
8	PNB	441	943.74	0	0	0	0	0	0.00	0	0	9	0.80	3	1.2	0	0.00	9	23.90	6	13.69	468	983.33
9	PSB	19	74.59	0	0	0	0	0	0.00	0	0	0	0.00	0	0.0	0	0.00	0	0.00	0	0.00	19	74.59
10	SBI	5310	9033.06	0	0	0	0	0	0.00	0	0	125	122.80	71	114.6	1104	2419.13	0	0.00	60	1358.82	6670	13048.36
11	UCO	276	400.90	0	0	0	0	0	0.00	0	0	0	0.00	0	0.0	0	0.00	0	0.00	2	6.33	278	407.23
12	UNI	19	0.32	0	0	0	0	0	0.00	0	0	0	0.00	0	0.0	0	0.00	0	0.00	35	54.56	54	54.88
Pub	Total	10211	18682.63	0	0	0	0	0	0.00	0	0	418	725.76	110	146.7	8480	20543.69	26	87.55	645	3091.15	19890	43277.52
1	AXIS	215	1048.09	0	0	0	0	0	0.00	0	0	0	0.00	0	0.0	2232	11251.31	0	0.00	0	0.00	2447	12299.40
2	BAND	0	0.00	0	0	0	0	0	0.00	0	0	0	0.00	0	0.0	0	0.00	0	0.00	0	0.00	0	0.00
3	HDFC	26	18.30	524	2708.36	0	0	0	0.00	0	0	0	0.00	0	0.0	55	26.23	0	0.00	2	120.00	607	2872.89
4	ICICI	1	0.65	0	0	0	0	6334	13495.37	0	0	0	0.00	0	0.0	0	0.00	0	0.00	8	475.46	6343	13971.48
5	IDBI	24	90.23	0	0	0	0	0	0.00	0	0	0	0.00	0	0.0	22	123.33	0	0.00	19	23.88	65	237.44
6	INDUS	0	0.00	0	0	0	0	0	0.00	0	0	0	0.00	0	0.0	0	0.00	0	0.00	0	0.00	0	0.00
7	YES	0	0.00	0	0	0	0	0	0.00	0	0	0	0.00	0	0.0	0	0.00	0	0.00	0	0.00	0	0.00
Priv	Total	266	1157.27	524	2708.36	0	0	6334	13495.37	0	0	0	0.00	0	0.0	2309	11400.87	0	0.00	29	619.34	9462	29381.21
1	NESFB	0	0.00	0	0	0	0	0	0.00	0	0	0	0.00	0	0.0	0	0.00	0	0.00	0	0.00	0	0.00
Small FB	Total	0	0.00	0	0	0	0	0	0.00	0	0	0	0.00	0	0.0	0	0.00	0	0.00	0	0.00	0	0.00
1	MRB	2234	1252.95	0	0	0	0	0	0.00	0	0	0	0.00	0	0.0	632	1318.60	0	0.00	617	715.16	3483	3286.71
RRB	Total	2234	1252.95	0	0	0	0	0	0.00	0	0	0	0.00	0	0.0	632	1318.60	0	0.00	617	715.16	3483	3286.71
1	MSCB	59	225.25	0	0	0	0	0	0.00	0	0	98	256.26	89	367.4	0	0.00	0	0.00	0	0.00	246	848.88
Grand	Total	12770	21318.10	524	2708.36	0	0	6334	13495.37	0	0	516	982.02	199	514.1	11421	33263.16	26	87.55	1291	4425.65	33081	76794.32

**Districtwise Progress under ACP DISBURSEMENT(AGRI PS) Report of Manipur during the FY2024-2025 upto date
31.03.2025**

(Amount in Rs.Lakhs)

Sl No.	Bank Name	Crop Loan		Forestry and wasteland Dev.		Water Resource		Farm mechanization		Plantation & horticulture		Animal Husbandry		Fishery		Farm Credit Others		Agri. Infrastructure		Ancillary Activities		Tot Agri (PS) Disb	
		No	Amt	No	Amt	No	Amt	No	Amt	No	Amt	No	Amt	No	Amt	No	Amt	No	Amt	No	Amt	No	Amt
1	BISHNUPUR	2301	2935.14	88	431.53	0	0	888	1453.01	0	0	30	52.62	39	72.31	1577	3678.55	0	0.00	174	358.64	5097	8981.80
2	CHANDEL	40	34.78	0	0.00	0	0	7	14.18	0	0	7	3.77	0	0.00	0	0	0	0.00	3	6.70	57	59.43
3	CHURACHANDPUR	1176	1397.74	0	0.00	0	0	9	3.72	0	0	8	8.51	19	20.87	233	408.56	0	0.00	30	275.68	1475	2115.08
4	IMPHALEAST	960	1883.81	133	721.33	0	0	1816	3917.71	0	0	210	334.75	16	46.92	1708	4192.81	8	41.60	289	870.11	5140	12009.04
5	IMPHALWEST	4104	9220.81	206	1132.46	0	0	2310	5693.98	0	0	162	420.30	22	58.60	4502	16522.7	15	42.95	573	2295.84	11894	35387.59
6	JIRIBAM	5	24.02	0	0.00	0	0	0	0.00	0	0	2	6.00	2	4.00	4	6	0	0.00	0	0.00	13	40.02
7	KAKCHING	675	1545.15	0	0.00	0	0	0	0.00	0	0	41	61.59	77	232.31	354	988.93	0	0.00	7	21.56	1154	2849.54
8	KAMJONG	13	14.29	0	0.00	0	0	0	0.00	0	0	0	0.00	0	0.00	0	0	0	0.00	1	18.00	14	32.29
9	KANGPOKPI	111	96.03	0	0.00	0	0	0	0.00	0	0	5	4.50	0	0.00	41	126.07	0	0.00	22	57.32	179	283.92
10	NONEY	171	151.86	0	0.00	0	0	0	0.00	0	0	0	0.00	0	0.00	60	82	0	0.00	4	17.08	235	250.94
11	PHERZAWL	0	0	0	0.00	0	0	0	0.00	0	0	0	0.00	0	0.00	0	0	0	0.00	0	0.00	0	0.00
12	SENAPATI	940	795.38	0	0.00	0	0	0	0.00	0	0	0	0.00	4	23.50	148	327.18	0	0.00	7	21.53	1099	1167.59
13	TAMENGLONG	31	42.65	0	0.00	0	0	0	0.00	0	0	5	3.95	2	1.09	2	3.5	0	0.00	0	0.00	40	51.19
14	TENGNUPAL	81	51.02	0	0.00	0	0	0	0.00	0	0	1	0.61	1	0.00	49	85.72	0	0.00	14	28.93	146	166.28
15	THOUBAL	2047	3002.69	97	423.04	0	0	1304	2412.77	0	0	40	73.22	12	42.81	2729	6822.12	0	0.00	160	426.08	6389	13202.73
16	UKHRUL	115	122.73	0	0.00	0	0	0	0.00	0	0	5	12.20	5	11.70	14	19.07	3	3.00	7	28.18	149	196.88
Grand Total		12770	21318.1	524	2708.36	0	0	6334	13495.37	0	0	516	982.02	199	514.11	11421	33263.2	26	87.55	1291	4425.65	33081	76794.32

Bankwise Progress under ACP DISBURSEMENT(MSME) Report of Manipur during the FY-2024-2025 upto date 31.03.2025

(Amount in Rs. Lakhs)

SI No.	Bank Name	Micro TL		Micro WC		Small TL		Small WC		Medium TL		Medium WC		KVIC		Others under		CLF		Tot MSME (PS)	
		No	Amt	No	Amt	No	Amt	No	Amt	No	Amt	No	Amt	No	Amt	No	Amt	No	Amt	No	Amt
1	BOB	768	6381.03	0	0.00	18	1883.38	0	0.00	4	361.08	0	0.00	25	97.21	0	0.00	0	0	815	8722.7
2	BOI	156	694.70	0	0.00	3	181.32	0	0.00	4	15.90	0	0.00	0	0.00	0	0.00	0	0	163	891.9
3	BOM	12	53.50	15	181.97	1	300.00	5	1245.05	0	0.00	0	0.00	2	25.96	6	8.90	0	0	41	1815.4
4	CAN	146	1249.00	97	832.67	59	499.59	38	333.08	0	0.00	0	0.00	0	0.00	0	0.00	0	0	340	2914.3
5	CBI	533	3554.57	0	0.00	15	1354.37	0	0.00	1	7.96	0	0.00	13	26.82	1	40.00	0	0	563	4983.7
6	IND	65	268.50	344	4071.25	1	67.51	15	1442.75	0	0.00	0	0.00	0	0.00	0	0.00	0	0	425	5850.0
7	IOB	134	383.87	2	160.00	0	0.00	0	0.00	0	0.00	0	0.00	0	0.00	0	0.00	0	0		543.9
8	PNB	709	3480.16	485	2320.09	45	1503.10	29	1002.05	3	104.71	2	69.81	2	5.08	0	0.00	0	0	1275	8485.0
9	PSB	77	218.75	85	1266.16	0	0.00	0	0.00	0	0.00	0	0.00	0	0.00	0	0.00	0	0	162	1484.9
10	SBI	4180	24964.97	1395	8321.64	92	7968.03	29	2618.87	0	0.00	0	0.00	0	0.00	9	1.14	0	0	5705	43874.7
11	UCO	821	2153.42	0	0.00	10	650.71	0	0.00	0	0.00	0	0.00	0	0.00	0	0.00	0	0	831	2804.1
12	UNI	46	64.13	79	300.01	0	0.00	0	0.00	0	0.00	0	0.00	0	0.00	0	0.00	0	0	125	364.1
Pub	Total	7647	43466.60	2502	17453.79	244	14408.01	116	6641.80	12	489.65	2	69.81	42	155.07	16	50.04	0	0	10445	82734.8
1	AXIS	11	795.93	0	0.00	14	2311.91	0	0.00	2	374.37	0	0.00	0	0.00	0	0.00	0	0	27	3482.2
2	BAND	0	0.00	0	0.00	0	0.00	0	0.00	0	0.00	0	0.00	0	0.00	0	0.00	0	0	0	0.0
3	HDFC	5	180.56	82	2773.14	0	0.00	88	4837.60	0	0.00	1	114.00	0	0.00	0	0.00	0	0	176	7905.3
4	ICICI	0	0.00	126	5040.67	0	0.00	86	8632.56	0	0.00	4	933.80	0	0.00	0	0.00	0	0	216	14607.0
5	IDBI	27	155.84	6	50.93	0	0.00	0	0.00	0	0.00	0	0.00	5	31.52	0	0.00	0	0	38	238.3
6	INDUS	0	0.00	0	0.00	0	0.00	0	0.00	0	0.00	0	0.00	0	0.00	0	0.00	0	0	0	0.0
7	YES	0	0.00	1	30.00	0	0.00	1	100.00	0	0.00	0	0.00	0	0.00	0	0.00	0	0	2	130.0
Priv	Total	43	1132.33	215	7894.74	14	2311.91	175	13570.16	2	374.37	5	1047.80	5	31.52	0	0.00	0	0	459	26362.8
1	NESFB	23	54.71	0	0.00	0	0.00	0	0.00	0	0.00	0	0.00	0	0.00	0	0.00	0	0	23	54.7
Small FB	Total	23	54.71	0	0.00	0	0.00	0	0.00	0	0.00	0	0.00	0	0.00	0	0.00	0	0	23	54.7
1	MRB	180	146.36	872	2804.73	0	0.00	0	0.00	0	0.00	0	0.00	0	0.00	0	0.00	0	0	1052	2951.1
RRB	Total	180	146.36	872	2804.73	0	0.00	0	0.00	0	0.00	0	0.00	0	0.00	0	0.00	0	0	1052	2951.1
1	MSCB	134	563.55	0	0.00	0	0.00	0	0.00	0	0.00	2	7.92	66	42.68	0	0.00	0	0	202	614.2
Grand	Total	8027	45363.55	3589	28153.26	258	16719.92	291	20211.96	14	864.02	9	1125.53	113	229.27	16	50.04	0	0	12181	112717.6

**District wise ACP DISBURSEMENT(MSME) report of Manipur during the FY2024-2025 upto date
31.03.2025**

(Amount in Rs.Lakhs)

Sl No.	Bank Name	Micro TL		Micro WC		Small TL		Small WC		Medium TL		Medium WC		KVIC		Others under MSMEs		CLF		Tot MSME (PS) Disb	
		No	Amt	No	Amt	No	Amt	No	Amt	No	Amt	No	Amt	No	Amt	No	Amt	No	Amt	No	Amt
1	BISHNUPUR	657	1486.72	217	1213.97	7	117.4	4	646.8	1	9.50	0	0.00	0	0.00	1	0.00	0	0	887	3474.39
2	CHANDEL	198	196.31	46	55.98	0	0.0	0	0.0	0	0.00	0	0.00	0	0.00	0	0.00	0	0	244	252.29
3	CHURACHANDPUR	716	4722.76	252	1868.49	15	133.0	13	73.0	0	0.00	0	0.00	8	25.56	1	0.03	0	0	1005	6822.87
4	IMPHALEAST	1063	3987.41	698	3957.56	21	1558.8	34	2791.0	1	170.00	1	1.80	5	33.36	2	40.45	0	0	1825	12540.41
5	IMPHALWEST	2925	27041.25	1064	15947.04	148	14098.0	202	16170.8	8	630.12	8	1091.73	95	161.84	6	8.90	0	0	4404	75149.69
6	JIRIBAM	36	164.69	17	69.99	2	5.0	1	3.4	0	0.00	0	0.00	0	0.00	0	0.00	0	0	56	243.06
7	KAKCHING	388	1389.79	247	1546.59	6	344.3	3	124.5	1	48.00	0	32.00	0	0.00	0	0.00	0	0	645	3485.08
8	KAMJONG	58	24.40	19	8.13	0	0.0	0	0.0	0	0.00	0	0.00	0	0.00	0	0.00	0	0	77	32.53
9	KANGPOKPI	245	1117.24	87	314.42	4	1.1	2	0.4	0	0.00	0	0.00	0	0.00	0	0.00	0	0	313	1433.14
10	NONEY	35	108.82	41	88.58	3	10.1	2	6.8	0	0.00	0	0.00	0	0.00	0	0.00	0	0	81	214.30
11	PHERZAWL	0	0.00	0	0.00	0	0.0	0	0.0	0	0.00	0	0.00	0	0.00	0	0.00	0	0	0	0.00
12	SENAPATI	676	2187.91	199	666.27	21	87.0	6	16.7	3	6.40	0	0.00	1	0.06	5	0.41	0	0	911	2964.73
13	TAMENGLONG	58	211.30	34	136.77	12	59.2	7	39.5	0	0.00	0	0.00	0	0.00	0	0.00	0	0	111	446.76
14	TENGNUPAL	68	48.26	99	169.71	0	0.0	0	0.0	0	0.00	0	0.00	1	1.80	1	0.25	0	0	169	220.02
15	THOUBAL	611	1758.43	482	1821.92	17	303.9	17	339.2	0	0.00	0	0.00	0	0.00	0	0.00	0	0	1068	4223.39
16	UKHRUL	293	918.26	87	287.84	2	2.1	0	0.0	0	0.00	0	0.00	3	6.65	0	0.00	0	0	385	1214.89
Grand Total		8027	45363.55	3589	28153.26	258	16719.9	291	20212.0	14	864.02	9	1125.53	113	229.27	16	50.04	0	0	12181	112717.55

Bankwise Progress under ACP DISBURSEMENT(OTHER PS) Report of Manipur during the FY-2024-2025 upto date 31.03.2025

(Amount in Rs. Lakhs)

SI No.	Bank Name	Export Credit		Education (PS)		Housing (PS)		Social Infrastructure		Renewable Energy		Informal Credit		Total Other PS Disb		Loans to weaker	
		No	Amt	No	Amt	No	Amt	No	Amt	No	Amt	No	Amt	No	Amt	No	Amt
1	BOB	0	0	63	122.61	1	0.30	0	0	0	0.00	0	0.00	64	122.91	1272	2691.33
2	BOI	0	0	15	26.56	7	134.90	0	0	0	0.00	0	0.00	22	161.46	6221	14865.61
3	BOM	0	0	9	21.00	17	349.12	0	0	1	4.77	5	45.25	32	420.14	19	38.59
4	CAN	0	0	85	218.98	5	75.12	0	0	0	0.00	0	0.00	90	294.10	1580	3682.98
5	CBI	0	0	10	22.92	8	3.15	0	0	0	0.00	0	0.00	18	26.07	264	1009.32
6	IND	0	0	0	0.00	5	4.07	0	0	1	1.70	0	0.00	6	5.77	199	827.21
7	IOB	0	0	5	50.57	16	327.50	0	0	0	0.00	0	0.00	21	378.07	0	0.00
8	PNB	0	0	7	16.14	8	86.53	0	0	0	0.00	0	0.00	15	102.67	2717	20372.11
9	PSB	0	0	11	35.48	85	1003.72	0	0	0	0.00	0	0.00	96	1039.20	0	0.00
10	SBI	0	0	269	453.26	276	556.00	0	0	48	94.89	0	0.00	593	1104.15	10517	22468.09
11	UCO	0	0	8	15.55	30	300.77	0	0	0	0.00	0	0.00	38	316.32	1214	1845.41
12	UNI	0	0	4	11.30	0	0.00	0	0	0	0.00	0	0.00	4	11.30	221	429.98
Pub	Total	0	0	486	994.37	458	2841.18	0	0	50	101.36	5	45.25	999	3982.16	24224	68230.63
1	AXIS	0	0	0	0.00	92	199.21	0	0	0	0.00	13	2.70	105	201.91	2388	11699.71
2	BAND	0	0	0	0.00	0	0.00	0	0	0	0.00	0	0.00	0	0.00	0	0.00
3	HDFC	0	0	1	2.50	886	978.77	0	0	0	0.00	0	0.00	887	981.27	933	3121.87
4	ICICI	0	0	2	4.22	1	4.77	0	0	0	0.00	0	0.00	3	8.99	5418	12251.50
5	IDBI	0	0	7	8.82	2	20.75	6	17.33	0	0.00	0	0.00	15	46.90	104	495.91
6	INDUS	0	0	0	0.00	0	0.00	0	0	0	0.00	0	0.00	0	0.00	0	0.00
7	YES	0	0	0	0.00	0	0.00	0	0	0	0.00	0	0.00	0	0.00	1	100.00
Priv	Total	0	0	10	15.54	981	1203.50	6	17.33	0	0.00	13	2.70	1010	1239.07	8844	27668.99
1	NESFB	0	0	0	0.00	0	0.00	0	0	0	0.00	0	0.00	0	0.00	0	0.00
Small FB	Total	0	0	0	0.00	0	0.00	0	0	0	0.00	0	0.00	0	0.00	0	0.00
1	MRB	0	0	4	18.09	7	161.35	0	0	1	1.75	0	0.00	12	181.19	4272	4477.82
RRB	Total	0	0	4	18.09	7	161.35	0	0	1	1.75	0	0.00	12	181.19	4272	4477.82
1	MSCB	0	0	0	0.00	35	480.85	0	0	0	0.00	157	165.80	192	646.65	286	850.70
Grand	Total	0	0	500	1028.00	1481	4686.88	6	17.33	51	103.11	175	213.75	2213	6049.07	37626	101228.14

Bankwise ACP Targets (Non-Priority Sector) Report of Manipur in the FY-2024-2025

(Rs. In Lakhs)

Sl No.	Bank Name	Agriculture (NPS)		MSME (NPS)		Exp Credit (NPS)		Education (NPS)		Housing (NPS)		Personal Loans		Others NPS		NPS Total	
		No	Amt	No	Amt	No	Amt	No	Amt	No	Amt	No	Amt	No	Amt	No	Amt
1	BOB	0	0	0	0	0	0	10	50.00	10	300.00	370	1967.50	2160	17050.00	2550	19367.50
2	BOI	0	0	0	0	0	0	15	100.00	10	175.00	370	1600.00	540	825.00	935	2700.00
3	BOM	0	0	0	0	0	0	0	0.00	3	105.00	85	460.00	230	690.00	318	1255.00
4	CAN	0	0	0	0	0	0	20	150.00	9	275.00	278	1435.00	253	645.00	560	2505.00
5	CBI	0	0	0	0	0	0	31	125.00	13	275.00	687	2790.00	91	317.00	822	3507.00
6	IND	0	0	0	0	0	0	0	0.00	7	222.00	128	760.00	40	180.00	175	1162.00
7	IOB	0	0	0	0	0	0	10	100.00	5	125.00	203	822.00	35	160.00	253	1207.00
8	PNB	0	0	0	0	0	0	30	200.00	37	723.00	1398	12131.00	2674	23601.00	4139	36655.00
9	PSB	0	0	0	0	0	0	20	150.00	10	175.00	250	1320.00	75	450.00	355	2095.00
10	SBI	0	0	0	0	0	0	111	715.00	155	2086.00	3151	20188.50	1789	14415.00	5206	37404.50
11	UCO	0	0	0	0	0	0	10	50.00	12	143.00	276	1728.00	4987	73767.00	5285	75688.00
12	UNI	0	0	0	0	0	0	0	0.00	2	100.00	75	350.00	28	61.00	105	511.00
Public	Total	0	0	0	0	0	0	257	1640.00	273	4704.00	7271	45552.00	12902	132161.00	20703	184057.00
1	AXIS	0	0	0	0	0	0	20	150.00	13	325.00	1222	3637.00	2330	8086.00	3585	12198.00
2	BAND	0	0	0	0	0	0	10	100.00	5	125.00	200	625.00	348	507.00	563	1357.00
3	HDFC	0	0	0	0	0	0	20	150.00	12	245.00	435	2315.00	145	768.00	612	3478.00
4	ICICI	0	0	0	0	0	0	20	150.00	13	275.00	307	1846.00	3029	11297.00	3369	13568.00
5	IDBI	0	0	0	0	0	0	10	50.00	7	150.00	93	636.00	230	595.00	340	1431.00
6	INDUS	0	0	0	0	0	0	0	0.00	0	0.00	76	415.00	35	110.00	111	525.00
7	YES	0	0	0	0	0	0	0	0.00	0	0.00	20	100.00	912	6625.00	932	6725.00
Private	Total	0	0	0	0	0	0	80	600.00	50	1120.00	2353	9574.00	7029	27988.00	9512	39282.00
1	NESFB	0	0	0	0	0	0	10	100.00	5	125.00	115	385.00	22	149.00	152	759.00
Small FB	Total	0	0	0	0	0	0	10	100.00	5	125.00	115	385.00	22	149.00	152	759.00
1	MRB	0	0	0	0	0	0	40	350.00	29	632.00	433	1654.00	309	904.00	811	3540.00
RRB	Total	0	0	0	0	0	0	40	350.00	29	632.00	433	1654.00	309	904.00	811	3540.00
1	MSCB	0	0	0	0	0	0	21	160.00	10	175.00	227	951.00	342	511.00	600	1797.00
Grand	Total	0	0	0	0	0	0	408	2850.00	367	6756.00	10399	58116.00	20604	161713.00	31778	229435.00

**Bankwise Progress under Investment Credit Under Agriculture-Disbursement Report of
Manipur during the FY-2024-2025 upto date 31.03.2025**

(Amount in Rs.Lakhs)

SI No.	Bank Name	KCCs for AH and Allied Activities		Farm Production		Dairy		Farm Mechanisation		Poultry		fisheries		Godown		Clinic		Other		Total IC- Agri Disb	
		No	Amt	No	Amt	No	Amt	No	Amt	No	Amt	No	Amt	No	Amt	No	Amt	No	Amt	No	Amt
1	BOB	48	58.95	0	0.00	30	52.44	0	0.00	73	66.69	9	17.83	0	0	0	0	301	745.76	461	941.67
2	BOI	0	0.00	0	0.00	0	0.00	0	0.00	0	0.00	0	0.00	0	0	0	0	6371	16500.31	6371	16500.31
3	BOM	0	0.00	0	0.00	0	0.00	0	0.00	2	1.95	2	1.60	0	0	1	6	90	255.12	95	264.67
4	CAN	1	0.46	1	5.00	1	0.46	0	0.00	5	6.50	6	41.00	0	0	0	0	120	241.83	134	295.25
5	CBI	25	4.12	0	0.00	0	0.00	0	0.00	8	1.53	17	2.59	0	0	0	0	0	0.00	50	8.24
6	IND	0	0.00	0	0.00	0	0.00	0	0.00	0	0.00	0	0.00	0	0	0	0	23	91.60	23	91.60
7	IOB	0	0.00	0	0.00	0	0.00	0	0.00	67	83.60	4	10.50	0	0	0	0	96	167.03	167	261.13
8	PNB	32	25.38	0	0.00	2	7.25	1	10.00	1	1.60	41	277.85	0	0	0	0	48	188.67	125	510.75
9	PSB	0	0.00	0	0.00	0	0.00	0	0.00	2	2.40	0	0.00	0	0	0	0	0	0.00	2	2.40
10	SBI	124	123.20	0	0.00	24	64.78	0	0.00	98	286.23	23	72.47	0	0	0	0	0	0.00	269	546.68
11	UCO	5	25.74	0	0.00	0	0.00	0	0.00	4	24.02	9	11.48	0	0	0	0	0	1635.68	18	1696.92
12	UNI	0	0.00	0	0.00	125	207.39	0	0.00	1	0.50	0	0.00	0	0	0	0	35	54.56	161	262.45
Pub	Total	235	237.85	1	5.00	182	332.32	1	10.00	261	475.02	111	435.32	0	0	1	6	7084	19880.56	7876	21382.07
1	AXIS	0	0.00	0	0.00	0	0.00	0	0.00	0	0.00	0	0.00	0	0	0	0	0	0.00	0	0.00
2	BAND	0	0.00	0	0.00	0	0.00	0	0.00	0	0.00	0	0.00	0	0	0	0	0	0.00	0	0.00
3	HDFC	0	0.00	0	0.00	0	0.00	0	0.00	0	0.00	0	0.00	0	0	0	0	607	2872.90	607	2872.90
4	ICICI	17	2.73	0	0.00	34	23.60	0	0.00	4159	7620.80	126	233.44	0	0	0	0	2003	6090.91	6339	13971.48
5	IDBI	0	0.00	0	0.00	0	0.00	0	0.00	0	0.00	0	0.00	0	0	0	0	22	123.33	22	123.33
6	INDUS	0	0.00	0	0.00	0	0.00	0	0.00	0	0.00	0	0.00	0	0	0	0	0	0.00	0	0.00
7	YES	0	0.00	0	0.00	0	0.00	0	0.00	0	0.00	0	0.00	0	0	0	0	0	0.00	0	0.00
Priv	Total	17	2.73	0	0.00	34	23.60	0	0.00	4159	7620.80	126	233.44	0	0	0	0	2632	9087.14	6968	16967.71
1	NESFB	0	0.00	0	0.00	0	0.00	0	0.00	0	0.00	0	0.00	0	0	0	0	0	0.00	0	0.00
Small FB	Total	0	0.00	0	0.00	0	0.00	0	0.00	0	0.00	0	0.00	0	0	0	0	0	0.00	0	0.00
1	MRB	0	0.00	0	0.00	0	0.00	0	0.00	0	0.00	0	0.00	0	0	0	0	0	0.00	0	0.00
RRB	Total	0	0.00	0	0.00	0	0.00	0	0.00	0	0.00	0	0.00	0	0	0	0	0	0.00	0	0.00
1	MSCB	113	269.94	0	0.00	19	65.40	0	0.00	13	53.40	67	347.60	0	0	0	0	31	112.80	243	849.14
Grand	Total	365	510.52	1	5.00	235	421.32	1	10.00	4433	8149.22	304	1016.36	0	0	1	6	9747	29080.50	15087	39198.92

Bankwise Progress under ACP DISBURSEMENT(NON PRIORITY) Report of Manipur during the FY-2024-2025 upto date 31.03.2025

(Amount in Rs. Lakhs)

SI No.	Bank Name	Agriculture		MSME (NPS)		Exp Credit		Education (NPS)		Housing (NPS)		Personal Loans		Others NPS		Total ACP (NPS)	
		No	Amt	No	Amt	No	Amt	No	Amt	No	Amt	No	Amt	No	Amt	No	Amt
1	BOB	0	0	0	0	0	0	35	443.72	215	5541.04	6981	19809.24	924	8852.50	8155	34646.50
2	BOI	0	0	0	0	0	0	0	0.00	37	3833.41	378	1582.41	314	1808.18	729	7224.00
3	BOM	91	417.66	4	1125.08	0	0	2	33.07	18	936.69	25	240.11	206	1790.98	346	4543.59
4	CAN	4	18.18	0	0	0	0	7	73.40	33	682.51	492	1231.25	138	1032.97	674	3038.31
5	CBI	0	0	0	0	0	0	0	0.00	0	0.00	251	2191.92	120	250.67	371	2442.59
6	IND	2	6.66	0	0	0	0	0	0.00	42	885.48	456	2910.37	0	0.00	500	3802.51
7	IOB	0	0	0	0	0	0	0	0.00	8	369.35	44	159.28	876	1846.04	928	2374.67
8	PNB	0	0	0	0	0	0	3	54.22	88	1770.33	3176	39311.93	1333	5714.63	4600	46851.11
9	PSB	0	0	0	0	0	0	0	0.00	13	322.71	0	0.00	1060	3242.06	1073	3564.77
10	SBI	0	0	0	0	0	0	26	375.54	2301	27206.78	1658	13849.69	30751	221209.68	34736	262641.69
11	UCO	0	0	0	0	0	0	0	0.00	62	1442.73	182	470.25	796	5326.86	1040	7239.84
12	UNI	0	0	0	0	0	0	5	27.72	12	51.74	274	1055.17	13	224.40	304	1359.03
Pub	Total	97	442.5	4	1125.08	0	0	78	1007.67	2829	43042.77	13917	82811.62	36531	251298.97	53456	379728.61
1	AXIS	0	0	0	0	0	0	0	0.00	1	8.08	6783	17023.82	630	3966.78	7414	20998.68
2	BAND	0	0	0	0	0	0	0	0.00	0	0.00	0	0.00	252	593.79	252	593.79
3	HDFC	7	27.49	0	0	0	0	0	0.00	24	127.64	247	2018.15	2085	11899.78	2363	14073.06
4	ICICI	0	0	0	0	0	0	3	131.21	65	2814.47	275	2748.33	10292	14280.48	10635	19974.49
5	IDBI	0	0	0	0	0	0	2	3.22	34	457.55	2	24.50	600	2666.96	638	3152.23
6	INDUS	0	0	0	0	0	0	0	0.00	0	0.00	0	0.00	40	129.65	40	129.65
7	YES	0	0	0	0	0	0	0	0.00	0	0.00	15	68.85	284	11073.32	299	11142.17
Priv	Total	7	27.49	0	0	0	0	5	134.43	124	3407.74	7322	21883.65	14183	44610.76	21641	70064.07
1	NESFB	0	0	0	0	0	0	0	0.00	0	0.00	0	0.00	0	0.00	0	0.00
Small FB	Total	0	0	0	0	0	0	0	0.00	0	0.00	0	0.00	0	0.00	0	0.00
1	MRB	0	0	0	0	0	0	0	0.00	24	1173.80	69	426.20	62	547.75	155	2147.75
RRB	Total	0	0	0	0	0	0	0	0.00	24	1173.80	69	426.20	62	547.75	155	2147.75
1	MSCB	0	0	0	0	0	0	0	0.00	0	0.00	146	381.64	596	680.68	742	1062.32
Grand	Total	104	469.99	4	1125.08	0	0	83	1142.10	2977	47624.31	21454	105503.11	51372	297138.16	75994	453002.75

District wise ACP DISBURSEMENT(NON PS) report of Manipur during the FY2024-2025 upto date 31.03.2025

(Amount in Rs.Lakhs)

Sl No.	Bank Name	Agriculture		MSME (NPS)		Exp Credit		Education (NPS)		Housing (NPS)		Personal Loans		Others NPS		Total ACP (NPS)	
		No	Amt	No	Amt	No	Amt	No	Amt	No	Amt	No	Amt	No	Amt	No	Amt
1	BISHNUPUR	1	3.43	0	0	0	0	1	35.78	124	4832.50	1125	3403.87	2689	12917.67	3940	21193.25
2	CHANDEL	0	0.00	0	0	0	0	0	0.00	43	791.12	44	442.91	1112	8163.88	1199	9397.91
3	CHURACHANDPUR	2	1.00	0	0	0	0	0	0.00	216	3251.15	724	4807.51	3870	26874.48	4812	34934.14
4	IMPHALEAST	2	8.97	0	0	0	0	9	73.28	366	6260.36	3008	14312.13	7232	34833.00	10617	55487.74
5	IMPHALWEST	97	439.09	4	1125.08	0	0	70	1009.19	1609	25074.02	13125	60947.48	25454	148161.15	40359	236756.01
6	JIRIBAM	0	0.00	0	0	0	0	0	0.00	2	38.32	69	837.16	159	1183.24	230	2058.72
7	KAKCHING	0	0.00	0	0	0	0	0	0.00	158	1871.56	1355	4419.32	1300	7553.88	2813	13844.76
8	KAMJONG	0	0.00	0	0	0	0	0	0.00	0	0.00	3	41.51	88	840.64	91	882.15
9	KANGPOKPI	1	0.50	0	0	0	0	2	9.35	54	244.87	183	1689.22	1413	11021.19	1653	12965.13
10	NONEY	0	0.00	0	0	0	0	0	0.00	0	0.00	50	669.98	100	1050.37	150	1720.35
11	PHERZAWL	0	0.00	0	0	0	0	0	0.00	0	0.00	0	0.00	0	0.00	0	0.00
12	SENAPATI	0	0.00	0	0	0	0	0	0.00	73	923.06	164	1675.00	1699	12280.69	1936	14878.75
13	TAMENGLONG	0	0.00	0	0	0	0	0	0.00	1	3.00	295	4138.11	73	520.97	369	4662.08
14	TENGNUPAL	0	0.00	0	0	0	0	0	0.00	22	216.71	75	515.45	611	4899.75	708	5631.91
15	THOUBAL	1	17.00	0	0	0	0	1	14.50	305	4007.64	947	4443.50	4777	19650.12	6031	28132.76
16	UKHRUL	0	0.00	0	0	0	0	0	0.00	4	110.00	287	3159.96	795	7187.13	1086	10457.09
Grand Total		104	469.99	4	1125.08	0	0	83	1142.10	2977	47624.31	21454	105503.11	51372	297138.16	75994	453002.75

Bankwise Progress under Investment Credit Under Agriculture-Disbursement Report of Manipur during the FY-2024-2025 upto date 31.03.2025

(Amount in Rs.Lakhs)

SI No.	Bank Name	KCCs for AH and Allied Activities		Farm Production		Dairy		Farm Mechanisation		Poultry		fisheries		Godown		Clinic		Other		Total IC- Agri Disb	
		No	Amt	No	Amt	No	Amt	No	Amt	No	Amt	No	Amt	No	Amt	No	Amt	No	Amt	No	Amt
1	BOB	48	58.95	0	0.00	30	52.44	0	0.00	73	66.69	9	17.83	0	0	0	0	301	745.76	461	941.67
2	BOI	0	0.00	0	0.00	0	0.00	0	0.00	0	0.00	0	0.00	0	0	0	0	6371	16500.31	6371	16500.31
3	BOM	0	0.00	0	0.00	0	0.00	0	0.00	2	1.95	2	1.60	0	0	1	6	90	255.12	95	264.67
4	CAN	1	0.46	1	5.00	1	0.46	0	0.00	5	6.50	6	41.00	0	0	0	0	120	241.83	134	295.25
5	CBI	25	4.12	0	0.00	0	0.00	0	0.00	8	1.53	17	2.59	0	0	0	0	0	0.00	50	8.24
6	IND	0	0.00	0	0.00	0	0.00	0	0.00	0	0.00	0	0.00	0	0	0	0	23	91.60	23	91.60
7	IOB	0	0.00	0	0.00	0	0.00	0	0.00	67	83.60	4	10.50	0	0	0	0	96	167.03	167	261.13
8	PNB	32	25.38	0	0.00	2	7.25	1	10.00	1	1.60	41	277.85	0	0	0	0	48	188.67	125	510.75
9	PSB	0	0.00	0	0.00	0	0.00	0	0.00	2	2.40	0	0.00	0	0	0	0	0	0.00	2	2.40
10	SBI	124	123.20	0	0.00	24	64.78	0	0.00	98	286.23	23	72.47	0	0	0	0	0	0.00	269	546.68
11	UCO	5	25.74	0	0.00	0	0.00	0	0.00	4	24.02	9	11.48	0	0	0	0	0	1635.68	18	1696.92
12	UNI	0	0.00	0	0.00	125	207.39	0	0.00	1	0.50	0	0.00	0	0	0	0	35	54.56	161	262.45
Pub	Total	235	237.85	1	5.00	182	332.32	1	10.00	261	475.02	111	435.32	0	0	1	6	7084	19880.56	7876	21382.07
1	AXIS	0	0.00	0	0.00	0	0.00	0	0.00	0	0.00	0	0.00	0	0	0	0	0	0.00	0	0.00
2	BAND	0	0.00	0	0.00	0	0.00	0	0.00	0	0.00	0	0.00	0	0	0	0	0	0.00	0	0.00
3	HDFC	0	0.00	0	0.00	0	0.00	0	0.00	0	0.00	0	0.00	0	0	0	0	607	2872.90	607	2872.90
4	ICICI	17	2.73	0	0.00	34	23.60	0	0.00	4159	7620.80	126	233.44	0	0	0	0	2003	6090.91	6339	13971.48
5	IDBI	0	0.00	0	0.00	0	0.00	0	0.00	0	0.00	0	0.00	0	0	0	0	22	123.33	22	123.33
6	INDUS	0	0.00	0	0.00	0	0.00	0	0.00	0	0.00	0	0.00	0	0	0	0	0	0.00	0	0.00
7	YES	0	0.00	0	0.00	0	0.00	0	0.00	0	0.00	0	0.00	0	0	0	0	0	0.00	0	0.00
Priv	Total	17	2.73	0	0.00	34	23.60	0	0.00	4159	7620.80	126	233.44	0	0	0	0	2632	9087.14	6968	16967.71
1	NESFB	0	0.00	0	0.00	0	0.00	0	0.00	0	0.00	0	0.00	0	0	0	0	0	0.00	0	0.00
Small FB	Total	0	0.00	0	0.00	0	0.00	0	0.00	0	0.00	0	0.00	0	0	0	0	0	0.00	0	0.00
1	MRB	0	0.00	0	0.00	0	0.00	0	0.00	0	0.00	0	0.00	0	0	0	0	0	0.00	0	0.00
RRB	Total	0	0.00	0	0.00	0	0.00	0	0.00	0	0.00	0	0.00	0	0	0	0	0	0.00	0	0.00
1	MSCB	113	269.94	0	0.00	19	65.40	0	0.00	13	53.40	67	347.60	0	0	0	0	31	112.80	243	849.14
Grand	Total	365	510.52	1	5.00	235	421.32	1	10.00	4433	8149.22	304	1016.36	0	0	1	6	9747	29080.50	15087	39198.92

District wise Investment Credit Under Agriculture-Disbursement report of Manipur during the FY2024-2025 upto date 31.03.2025

(Amount in Rs.Lakhs)

Sl No.	Bank Name	KCCs for AH and Allied Activities		Farm Production		Dairy		Farm Mechanisation		Poultry		fisheries		Godown		Clinic		Other		Total IC- Agri Disb	
		No	Amt	No	Amt	No	Amt	No	Amt	No	Amt	No	Amt	No	Amt	No	Amt	No	Amt	No	Amt
1	BISHNUPUR	50	90.05	0	0	7	16.85	0	0.00	512	655.35	45	196.24	0	0	0	0	1384	3769.93	1998	4728.42
2	CHANDEL	7	3.77	0	0	0	0.00	0	0.00	4	10.21	0	0.00	0	0	0	0	3	14.99	14	28.97
3	CHURACHANDPUR	26	13.51	0	0	1	0.39	0	0.00	26	45.31	16	20.87	0	0	0	0	49	416.24	118	496.32
4	IMPHALEAST	54	81.34	0	0	36	45.86	1	10.00	1314	2473.43	53	213.06	0	0	0	0	1999	5383.97	3457	8207.66
5	IMPHALWEST	95	114.35	0	0	157	269.38	0	0.00	1619	3460.12	98	241.72	0	0	1	6	3496	11705.33	5466	15796.90
6	JIRIBAM	2	0.01	0	0	2	6.00	0	0.00	0	0.00	1	5.00	0	0	0	0	3	16.00	8	27.01
7	KAKCHING	61	101.13	0	0	4	8.00	0	0.00	7	42.38	57	261.52	0	0	0	0	10	103.24	139	516.27
8	KAMJONG	0	0.00	0	0	0	0.00	0	0.00	0	0.00	0	0.00	0	0	0	0	0	0.00	0	0.00
9	KANGPOKPI	1	0.50	0	0	1	0.07	0	0.00	42	121.65	0	0.00	0	0	0	0	32	108.48	76	230.70
10	NONEY	0	0.00	0	0	0	0.00	0	0.00	2	1.81	2	2.00	0	0	0	0	7	6.48	11	10.29
11	PHERZAWL	0	0.00	0	0	0	0.00	0	0.00	0	0.00	0	0.00	0	0	0	0	0	0.00	0	0.00
12	SENAPATI	0	0.00	0	0	8	34.00	0	0.00	6	20.04	4	23.50	0	0	0	0	9	194.94	27	272.48
13	TAMENGLONG	6	7.45	0	0	0	0.00	0	0.00	2	3.50	0	0.00	0	0	0	0	12	18.49	20	29.44
14	TENGNUPAL	1	0.61	0	0	0	0.00	0	0.00	0	0.00	1	1.50	0	0	0	0	17	23.86	19	25.97
15	THOUBAL	53	66.63	1	5	16	36.31	0	0.00	892	1299.42	22	39.25	0	0	0	0	2709	7208.79	3693	8655.40
16	UKHRUL	9	31.17	0	0	3	4.46	0	0.00	7	16.00	5	11.70	0	0	0	0	17	109.76	41	173.09
Grand Total		365	510.52	1	5	235	421.32	1	10.00	4433	8149.22	304	1016.36	0	0	1	6	9747	29080.50	15087	39198.92

**Bankwise Progress under Investment Credit Under Agriculture-Outstanding Report of Manipur as on date
31.03.2025**

(Amount in Rs. Lakhs)

Sl No.	Bank Name	KCCs for AH and Allied Activities		Farm Production		Dairy		Farm Mechanisation		Poultry		fisheries		Godown		Clinic		Other		Total IC- Agri OS	
		No	Amt	No	Amt	No	Amt	No	Amt	No	Amt	No	Amt	No	Amt	No	Amt	No	Amt	No	Amt
1	BOB	58	94.47	0	0.00	76	178.95	0	0.00	144	279.06	41	150.03	0	0	0	0.0	505	1265.80	824	1968.31
2	BOI	0	0.00	0	0.00	0	0.00	0	0.00	0	0.00	0	0.00	0	0	0	0.0	6468	16967.76	6468	16967.76
3	BOM	0	0.00	3	15.97	0	0.00	0	0.00	2	2.05	2	3.99	0	0	1	5.7	116	470.09	124	497.80
4	CAN	1	0.39	1	5.48	26	117.19	6	25.85	107	85.09	44	344.37	0	0	0	0.0	607	1190.19	792	1768.56
5	CBI	40	56.93	0	0.00	43	137.21	4	0.00	22	32.61	39	90.58	0	0	0	0.0	101	205.22	249	522.55
6	IND	0	0.00	0	0.00	0	0.00	0	0.00	0	0.00	0	0.00	0	0	0	0.0	41	187.53	41	187.53
7	IOB	0	0.00	0	0.00	2	2.74	0	0.00	88	135.87	4	10.46	0	0	0	0.0	232	268.85	326	417.92
8	PNB	205	200.31	0	0.00	124	126.29	69	73.26	49	70.62	212	1152.30	0	0	0	0.0	652	1264.64	1311	2887.42
9	PSB	87	198.47	18	82.79	16	29.34	0	0.00	44	51.48	1	1.26	0	0	0	0.0	0	0.00	166	363.34
10	SBI	499	317.67	0	0.00	30	104.84	4	10.74	111	412.89	96	198.29	0	0	0	0.0	0	0.00	740	1044.43
11	UCO	296	490.93	0	0.00	0	0.00	0	0.00	69	94.56	59	186.64	0	0	0	0.0	0	0.00	424	772.13
12	UNI	0	0.00	0	0.00	232	407.43	0	0.00	2	0.17	0	0.00	0	0	0	0.0	-145	43.10	89	450.70
Pub	Total	1186	1359.17	22	104.24	549	1103.99	83	109.85	638	1164.40	498	2137.92	0	0	1	5.7	8577	21863.18	11554	27848.45
1	AXIS	0	0.00	0	0.00	0	0.00	0	0.00	0	0.00	0	0.00	0	0	0	0.0	0	0.00	0	0.00
2	BAND	0	0.00	0	0.00	0	0.00	0	0.00	37	11.70	27	8.40	0	0	0	0.0	0	0.00	64	20.10
3	HDFC	0	0.00	0	0.00	0	0.00	120	42.04	0	0.00	0	0.00	0	0	0	0.0	848	3643.07	968	3685.11
4	ICICI	54	116.70	0	0.00	31	64.47	0	0.00	2729	5538.52	115	251.81	0	0	0	0.0	1886	5666.18	4815	11637.68
5	IDBI	0	0.00	0	0.00	0	0.00	0	0.00	0	0.00	0	0.00	0	0	0	0.0	71	192.03	71	192.03
6	INDUS	0	0.00	0	0.00	0	0.00	0	0.00	0	0.00	0	0.00	0	0	0	0.0	0	0.00	0	0.00
7	YES	0	0.00	0	0.00	0	0.00	0	0.00	0	0.00	0	0.00	0	0	0	0.0	0	0.00	0	0.00
Priv	Total	54	116.70	0	0.00	31	64.47	120	42.04	2766	5550.22	142	260.21	0	0	0	0.0	2805	9501.28	5918	15534.92
1	NESFB	0	0.00	0	0.00	0	0.00	0	0.00	0	0.00	0	0.00	0	0	0	0.0	0	0.00	0	0.00
Small FB	Total	0	0.00	0	0.00	0	0.00	0	0.00	0	0.00	0	0.00	0	0	0	0.0	0	0.00	0	0.00
1	MRB	0	0.00	0	0.00	0	0.00	0	0.00	0	0.00	0	0.00	0	0	0	0.0	0	0.00	0	0.00
RRB	Total	0	0.00	0	0.00	0	0.00	0	0.00	0	0.00	0	0.00	0	0	0	0.0	0	0.00	0	0.00
1	MSCB	1584	1191.49	0	0.00	75	249.85	0	0.00	96	397.61	734	2801.40	0	0	0	0.0	1509	1957.41	3998	6597.76
Grand	Total	2824	2667.36	22	104.24	655	1418.31	203	151.89	3500	7112.23	1374	5199.53	0	0	1	5.7	12891	33321.87	21470	49981.13

District wise Investment Credit Under Agriculture-Outstanding report of Manipur as on date 31.03.2025

(Amount in Rs.Lakhs)

Sl No.	Bank Name	KCCs for AH and Allied Activities		Farm Production		Dairy		Farm Mechanisation		Poultry		fisheries		Godown		Clinic		Other		Total IC- Agri OS	
		No	Amt	No	Amt	No	Amt	No	Amt	No	Amt	No	Amt	No	Amt	No	Amt	No	Amt	No	Amt
1	BISHNUPUR	312	259.14	0	0.00	21	80.24	19	19.30	394	616.30	518	1654.50	0	0	0	0.00	1892	4087.69	3156	6717.17
2	CHANDEL	90	68.19	0	0.00	0	0.00	0	0.00	19	35.58	1	1.22	0	0	0	0.00	3	4.03	113	109.02
3	CHURACHANDPUR	391	367.68	0	0.00	106	54.79	10	3.06	98	142.88	40	100.74	0	0	0	0.00	430	629.38	1075	1298.53
4	IMPHALEAST	451	492.53	9	53.55	80	218.14	83	36.57	1063	2214.69	108	576.75	0	0	0	0.00	2581	6509.06	4375	10101.29
5	IMPHALWEST	692	654.04	12	45.21	378	875.94	24	32.12	1212	2797.29	285	1177.19	0	0	1	5.70	4048	13277.91	6652	18865.40
6	JIRIBAM	16	14.88	0	0.00	2	8.81	0	0.00	4	10.46	4	5.97	0	0	0	0.00	5	20.51	31	60.63
7	KAKCHING	289	356.82	0	0.00	10	27.28	3	6.38	48	110.56	304	1292.23	0	0	0	0.00	202	285.75	856	2079.02
8	KAMJONG	0	0.00	0	0.00	0	0.00	0	0.00	0	0.00	0	0.00	0	0	0	0.00	0	0.00	0	0.00
9	KANGPOKPI	67	30.85	0	0.00	7	10.77	0	0.00	61	197.92	2	2.76	0	0	0	0.00	136	228.36	273	470.66
10	NONEY	0	0.00	0	0.00	0	0.00	0	0.00	2	3.18	1	1.03	0	0	0	0.00	78	84.08	81	88.29
11	PHERZAWL	0	0.00	0	0.00	0	0.00	0	0.00	0	0.00	0	0.00	0	0	0	0.00	0	0.00	0	0.00
12	SENAPATI	45	15.36	0	0.00	11	41.90	28	8.42	10	33.53	5	26.17	0	0	0	0.00	43	159.96	142	285.34
13	TAMENGLONG	81	72.94	0	0.00	7	1.24	2	0.86	16	8.14	2	0.77	0	0	0	0.00	75	46.17	183	130.12
14	TENGNOUNPAL	47	33.61	0	0.00	0	0.00	0	0.00	1	1.11	2	6.34	0	0	0	0.00	32	35.91	82	76.97
15	THOUBAL	309	246.52	1	5.48	22	88.39	34	45.18	550	911.25	96	341.29	0	0	0	0.00	3072	7632.01	4084	9270.12
16	UKHRUL	34	54.80	0	0.00	11	10.81	0	0.00	22	29.34	6	12.57	0	0	0	0.00	294	321.05	367	428.57
Grand Total		2824	2667.36	22	104.24	655	1418.31	203	151.89	3500	7112.23	1374	5199.53	0	0	1	5.70	12891	33321.87	21470	49981.13

Bankwise Progress under KISAN CREDIT CARD Report of Manipur during the FY-2024-2025 & O/S as on date 31.03.2025

(Amount in Rs. Lakhs)

Sl No.	Bank Name	No. of KCC issued during quarter (Including renewal)	KCC Disbursed Amount during quarter	Total O/S KCC No.	Total O/S KCC Amount.	Number of rupay card Issued	KCC Card activated	No. of KCC for animal husbandary issued during quarter (Including renewal)	KCC for animal husbandary Amount disbursed during quarter	AH Total no. of KCC	AH Outstanding amount.	AH Number of rupay card Issued	AH Card activated	No. of KCC for Fishries issued during quarter (including renewal)	KCC for Fishery Amount disbursed during quarter	Fishery Total no. of KCC	Fishery Outstanding amount.	Fishery Number of rupay card Issued	Fishery Card activated
1	BOB	48	226.89	366	552.06	0	0	37	150.54	213	336.49	0	0	2	10.79	7	12.38	0	0
2	BOI	2	3.00	421	298.90	263	241	0	0.00	0	0.00	0	0	0	0.00	49	89.78	0	0
3	BOM	1	0.50	2	2.81	2	2	0	0.00	0	0.00	0	0	1	0.80	2	1.96	2	2
4	CAN	15	23.80	525	385.32	96	96	0	0.00	0	0.00	0	0	0	0.00	0	0.00	0	0
5	CBI	2	2.31	30	20.55	30	18	1	16.24	9	16.43	8	4	3	0.00	31	40.51	29	20
6	IND	0	0.00	391	269.70	118	115	0	0.00	12	12.02	0	0	0	0.00	4	4.06	0	0
7	IOB	2	3.00	194	229.51	194	194	0	0.00	0	0.00	0	0	0	0.00	0	0.00	0	0
8	PNB	83	54.66	9695	6103.43	347	60	9	0.80	124	116.12	0	31	3	1.20	17	16.13	0	1
9	PSB	0	0.00	63	100.42	63	63	0	0.00	23	39.37	26	26	0	0.00	1	1.38	1	1
10	SBI	578	1697.46	2946	2256.33	1764	1173	125	122.80	435	317.67	72	71	71	114.55	145	263.84	2	2
11	UCO	127	177.40	1261	1137.33	23	23	0	0.00	330	542.66	0	0	3	2.85	63	191.56	0	0
12	UNI	19	0.32	24	51.53	6	6	0	0.00	0	0.00	0	0	0	0.00	1	0.00	0	0
Public	Total	877	2189.34	15918	11407.89	2906	1991	172	290.38	1146	1380.76	106	132	83	130.19	320	621.60	34	26
1	AXIS	90	379.83	200	3171.66	110	108	0	0.00	0	0.00	0	0	0	0.00	0	0.00	0	0
2	BAND	0	0.00	0	0.00	0	0	0	0.00	0	0.00	0	0	0	0.00	0	0.00	0	0
3	HDFC	137	785.75	1177	3331.90	474	68	0	0.00	0	0.00	0	0	0	0.00	0	0.00	0	0
4	ICICI	0	0.00	0	0.00	0	0	0	0.00	0	0.00	0	0	0	0.00	0	0.00	0	0
5	IDBI	2	1.25	1059	511.07	1059	1059	0	0.00	0	0.00	0	0	0	0.00	0	0.00	0	0
6	INDUS	0	0.00	0	0.00	0	0	0	0.00	0	0.00	0	0	0	0.00	0	0.00	0	0
7	YES	0	0.00	0	0.00	0	0	0	0.00	0	0.00	0	0	0	0.00	0	0.00	0	0
Private	Total	229	1166.83	2436	7014.63	1643	1235	0	0.00	0	0.00	0	0	0	0.00	0	0.00	0	0
1	NESFB	0	0.00	0	0.00	0	0	0	0.00	0	0.00	0	0	0	0.00	0	0.00	0	0
Small FB	Total	0	0.00	0	0.00	0	0	0	0.00	0	0.00	0	0	0	0.00	0	0.00	0	0
1	MRB	1	0.35	9949	4715.94	8114	8114	0	0.00	691	470.14	683	683	0	0.00	137	66.03	127	127
RRB	Total	1	0.35	9949	4715.94	8114	8114	0	0.00	691	470.14	683	683	0	0.00	137	66.03	127	127
1	MSCB	31	31.41	3074	1815.14	3256	3069	13	15.94	1402	951.43	1409	1402	19	15.47	236	246.89	236	236
Grand	Total	1138	3387.93	31377	24953.60	15919	14409	185	306.32	3239	2802.33	2198	2217	102	145.66	693	934.52	397	389

District wise progress under KCC report of Manipur during the FY2024-2025 & O/S as on date 31.03.2025

(Amount in Rs.Lakhs)

Sl No.	District Name	No. of KCC issued during quarter (Including renewal)	KCC Disbursed Amount during quarter	Total O/S KCC No.	Total O/S KCC Amount.	Number of rupay card Issued	KCC Card activated	No. of KCC for animal husbandary issued during quarter (Including renewal)	KCC for animal husbandary Amount disbursed during quarter	AH Total no. of KCC	AH Outstanding amount.	AH Number of rupay card Issued	AH Card activated	No. of KCC for Fishries issued during quarter (including renewal)	KCC for Fishery Amount disbursed during quarter	Fishery Total no. of KCC	Fishery Outstanding amount.	Fishery Number of rupay card Issued	Fishery Card activated
1	BISHNUPUR	66	161.23	5000	3049.28	4343	4325	16	29.01	337	276.70	252	252	19	4.67	197	191.22	158	157
2	CHANDEL	14	31.01	133	78.80	2	2	7	3.77	88	68.19	6	6	0	0.00	3	2.72	0	0
3	CHURACHANDPUR	276	999.96	2440	1878.53	1235	853	7	8.50	239	298.49	105	102	3	19.90	44	98.29	17	9
4	IMPHALEAST	101	386.67	3038	2971.24	2195	1786	35	102.90	751	674.99	549	548	10	16.01	42	53.77	7	8
5	IMPHALWEST	163	677.35	12709	11056.68	3381	2989	72	115.34	745	658.59	595	587	11	28.92	61	76.42	37	37
6	JIRIBAM	1	0.02	69	33.21	23	23	0	0.00	12	10.00	8	8	1	0.00	4	4.25	0	0
7	KAKCHING	42	126.92	1051	1080.05	854	824	27	27.05	371	293.76	235	235	42	30.36	229	328.27	125	125
8	KAMJONG	7	14.29	14	14.15	0	0	0	0.00	0	0.00	0	0	0	0.00	0	0.00	0	0
9	KANGPOKPI	32	65.59	915	559.99	660	580	0	0.50	51	34.82	28	28	0	0.00	5	2.02	5	5
10	NONEY	6	9.62	277	222.81	78	78	0	0.00	3	1.93	3	3	0	0.00	0	0.00	0	0
11	PHERZAWL	0	0.00	0	0.00	0	0	0	0.00	0	0.00	0	0	0	0.00	0	0.00	0	0
12	SENAPATI	321	612.50	1772	1234.31	706	551	0	0.00	31	15.36	2	2	4	23.50	4	21.94	0	0
13	TAMENGLONG	12	10.41	142	109.12	14	14	5	3.95	55	50.22	0	0	2	1.09	9	8.16	0	0
14	TENGOUPAL	9	15.29	180	93.94	18	19	1	0.61	78	53.94	29	32	1	0.00	3	6.63	2	2
15	THOUBAL	53	236.46	3043	2044.21	2286	2237	14	14.69	420	319.45	343	371	4	9.51	85	128.06	45	45
16	UKHRUL	35	40.61	594	527.28	124	128	1	0.00	58	45.89	43	43	5	11.70	7	12.77	1	1
Grand Total		1138	3387.93	31377	24953.60	15919	14409	185	306.32	3239	2802.33	2198	2217	102	145.66	693	934.52	397	389

Bankwise Progress under FI & KCC Report of Manipur as on date 31.03.2025							District wise progress under FI & KCC report of Manipur as on date 31.03.2025						
SI No.	Bank Name	Inactive CSPs	RuPay card active in PMJDY	First time active RuPay card	Aadhaar Authenticated SB accounts	RuPay card issued in KCC	SI No.	District Name	Inactive CSPs	RuPay card active in PMJDY	First time active RuPay card	Aadhaar Authenticated SB accounts	RuPay card issued in KCC
1	BOB	0	3916	1617	71235	20	1	BISHNUPUR	8	23438	17903	185874	4602
2	BOI	0	3	3542	9001	1	2	CHANDEL	1	2671	1667	23753	2
3	BOM	0	4609	4609	7274	2	3	CHURACHANDPUR	12	16315	9662	161410	651
4	CAN	0	3431	789	16433	96	4	IMPHALEAST	13	26397	21234	178787	3368
5	CBI	22	28345	0	196775	42	5	IMPHALWEST	460	66548	45871	443620	3110
6	IND	0	1308	21527	42639	118	6	JIRIBAM	0	58	41	6241	26
7	IOB	0	9460	6964	8614	194	7	KAKCHING	0	8215	9322	77224	850
8	PNB	0	0	0	18341	2	8	KAMJONG	0	528	528	3769	0
9	PSB	0	7609	0	7173	96	9	KANGPOKPI	2	6612	8249	55404	516
10	SBI	22	64013	64013	583186	461	10	NONEY	0	2784	2662	8355	74
11	UCO	0	7662	8	134161	15	11	PHERZAWL	0	0	0	0	0
12	UNI	0	4998	0	18769	4	12	SENAPATI	3	6052	4723	73302	183
Public	Total	44	135354	103069	1113601	1051	13	TAMENGLONG	1	1588	937	4340	14
1	AXIS	0	2036	0	12902	110	14	TENGNOUNPAL	2	3712	3259	22071	17
2	BAND	0	90	0	25103	0	15	THOUBAL	19	18676	20745	145462	2234
3	HDFC	44	1990	1990	11291	474	16	UKHRUL	0	6557	6091	47910	73
4	ICICI	0	212	483	21688	2	Grand	Total	521	190151	152894	1437522	15720
5	IDBI	0	0	0	4255	1059							
6	INDUS	0	1440	0	6525	1288							
7	YES	433	48	0	1175	0							
Private	Total	477	5816	2473	82939	2933							
1	NESFB	0	0	0	0	0							
Small FB	Total	0	0	0	0	0							
1	MRB	0	46506	46506	180123	8328							
RRB	Total	0	46506	46506	180123	8328							
1	MSCB	0	2475	846	60859	3408							
Grand	Total	521	190151	152894	1437522	15720							

**Bankwise Progress under SHG Report of Manipur during the FY-2024-2025 & O/S as on date
31.03.2025**

(Amount in Rs. Lakhs)

SI No.	Bank Name	During the Quarter Savings Linked No	During the Quarter Savings Linked Amount	During the Quarter Credit Linked No	During the Quarter Credit Linked Amount	Current FY Savings Linked No	Current FY Savings Linked Amount	Current FY Credit Linked No	Current FY Credit Linked Amount	SHG O/S No.	SHG O/S Amt.	SHG NPA No.	SHG NPA Amt.	SHG NPA Amt. %
1	BOB	10	0.22	40	58.94	110	31.75	92	150.54	265	327.28	14	14.87	4.54
2	BOI	0	0	0	0	62	0.62	57	128.14	164	226.68	12	4.62	2.04
3	BOM	67	1.19	0	0	105	71.57	0	0	0	0	0	0	0
4	CAN	7	0.03	7	17.49	78	0.45	32	91.72	107	182.04	6	5.22	2.87
5	CBI	11	0.49	12	17.2	105	104.52	143	201.1	5	8.74	3	6.25	71.51
6	IND	13	1	5	7.81	224	26.9	44	62.98	44	62.98	0	0	0
7	IOB	0	0	0	0	0	0	0	0	5	9.32	0	0	0
8	PNB	133	2.28	20	24.79	296	42.36	74	80.16	297	234.88	122	29.98	12.76
9	PSB	4	1.58	4	2.56	30	20.01	16	26.68	0	0	0	0	0
10	SBI	4634	986.77	41	56.88	4634	986.77	73	182.7	577	1002.6	23	42.56	4.24
11	UCO	16	0.21	13	57.32	35	1.16	52	133.82	52	78.45	3	0.26	0.33
12	UNI	0	0	1	1.5	1	0.07	1	1.5	1	1.01	0	0	0
Pub	Total	4895	993.77	143	244.49	5680	1286.18	584	1059.34	1517	2133.98	183	103.76	4.86
1	AXIS	0	0	0	0	0	0	0	0	0	0	0	0	0
2	BAND	0	0	0	0	0	0	0	0	0	0	0	0	0
3	HDFC	0	0	0	0	0	0	0	0	0	0	0	0	0
4	ICICI	0	0	0	0	0	0	0	0	0	0	0	0	0
5	IDBI	2	0.03	2	16.57	12	1.11	12	73.59	26	161.87	2	12.97	8.01
6	INDUS	0	0	0	0	0	0	0	0	0	0	0	0	0
7	YES	0	0	0	0	0	0	0	0	0	0	0	0	0
Priv	Total	2	0.03	2	16.57	12	1.11	12	73.59	26	161.87	2	12.97	8.01
1	NESFB	0	0	0	0	0	0	0	0	0	0	0	0	0
Small FB	Total	0	0	0	0	0	0	0	0	0	0	0	0	0
1	MRB	556	42.01	712	1519.17	1919	195.99	1677	3444.27	2766	3283.45	386	234.32	7.14
RRB	Total	556	42.01	712	1519.17	1919	195.99	1677	3444.27	2766	3283.45	386	234.32	7.14
1	MSCB	59	39.98	50	77	101	21.13	95	155.2	485	395.74	257	169.34	42.79
Grand	Total	5512	1075.79	907	1857.23	7712	1504.41	2368	4732.4	4794	5975.04	828	520.39	8.71

District wise SHG report of Manipur during the FY 2024-2025 & O/S as on date 31.03.2025

(Amount in Rs.Lakhs)

Sl No.	DistrictName	During the Quarter Savings Linked No	During the Quarter Savings Linked Amount	During the Quarter Credit Linked No	During the Quarter Credit Linked Amount	Current FY Savings Linked No	Current FY Savings Linked Amount	Current FY Credit Linked No	Current FY Credit Linked Amount	SHG O/S No.	SHG O/S Amt.	SHG NPA No.	SHG NPA Amt.	SHG NPA Amt. %
1	BISHNUPUR	368	46.62	66	126.01	677	74.41	219	343.99	599	572.09	207	136.26	23.82
2	CHANDEL	384	28.16	0	0.00	384	28.16	0	0.00	2	0.07	2	0.07	100.00
3	CHURACHANDPUR	1504	125.03	50	86.58	1588	137.26	146	274.30	363	390.09	116	51.70	13.25
4	IMPHALEAST	230	19.61	184	492.90	471	49.05	501	1174.46	974	1293.26	44	29.34	2.27
5	IMPHALWEST	701	157.32	149	331.71	1480	352.68	459	907.90	1050	1363.88	116	90.37	6.63
6	JIRIBAM	75	139.27	5	7.50	79	141.28	5	7.50	21	26.92	1	0.33	1.23
7	KAKCHING	252	56.46	78	120.88	403	60.35	114	200.38	380	381.28	104	65.11	17.08
8	KAMJONG	143	16.04	0	0.00	143	16.04	0	0.00	0	0.00	0	0.00	0.00
9	KANGPOKPI	246	42.20	10	13.08	313	63.82	27	95.80	57	134.21	5	4.20	3.13
10	NONEY	135	60.41	16	25.36	171	60.96	116	163.86	102	129.45	13	6.46	4.99
11	PHERZAWL	0	0.00	0	0.00	0	0.00	0	0.00	0	0.00	0	0.00	0.00
12	SENAPATI	649	228.39	19	23.07	709	328.42	58	153.49	108	315.28	2	0.98	0.31
13	TAMENGLONG	160	36.79	2	3.00	221	37.20	5	7.17	18	16.89	6	0.85	5.03
14	TENGNOUNPAL	206	18.72	60	116.20	213	18.92	98	197.07	164	228.89	16	30.07	13.14
15	THOUBAL	349	91.88	244	476.44	590	84.53	596	1171.98	883	1061.33	179	101.17	9.53
16	UKHRUL	110	8.89	24	34.50	270	51.33	24	34.50	73	61.40	17	3.48	5.67
Grand Total		5512	1075.79	907	1857.23	7712	1504.41	2368	4732.40	4794	5975.04	828	520.39	8.71

Bankwise Progress under JLG Report of Manipur during the FY 2024-2025 & O/S as on date 31.03.2025						District-wise progress under JLG report of Manipur during the FY 2024-2025 & O/S as on date 31.03.2025					
(Amount in Rs. Lakhs)						(Amount in Rs.Lakhs)					
Sl No.	Bank Name	CY Disbursement No.	CY Disbursement Amt.	Outstanding No.	Outstanding Amt.	Sl No.	District Name	CY Disbursement No.	CY Disbursement Amt.	Outstanding No.	Outstanding Amt.
1	BOB	0	0.00	0	0.00	1	BISHNUPUR	10	4.00	110	106.61
2	BOI	0	0.00	0	0.00	2	CHANDEL	0	0.00	1	0.85
3	BOM	0	0.00	0	0.00	3	CHURACHANDPUR	0	0.00	27	94.27
4	CAN	0	0.00	0	0.00	4	IMPHALEAST	0	0.00	1234	732.13
5	CBI	0	0.00	2	4.03	5	IMPHALWEST	51	50.03	639	413.47
6	IND	0	0.00	0	0.00	6	JIRIBAM	0	0.00	0	0.00
7	IOB	0	0.00	0	0.00	7	KAKCHING	0	0.00	17	34.12
8	PNB	0	0.00	1	0.65	8	KAMJONG	0	0.00	0	0.00
9	PSB	0	0.00	0	0.00	9	KANGPOKPI	0	0.00	9	8.56
10	SBI	0	0.00	0	0.00	10	NONEY	0	0.00	0	0.00
11	UCO	63	54.66	67	41.54	11	PHERZAWL	0	0.00	0	0.00
12	UNI	0	0.00	0	0.00	12	SENAPATI	3	30.00	35	87.95
Pub	Total	63	54.66	70	46.22	13	TAMENGLONG	0	0.00	0	0.00
1	AXIS	0	0.00	741	76.37	14	TENGNUPAL	0	0.00	0	0.00
2	BAND	0	0.00	0	0.00	15	THOUBAL	0	0.00	565	429.55
3	HDFC	0	0.00	1640	1453.21	16	UKHRUL	2	0.63	13	22.53
4	ICICI	0	0.00	0	0.00	Grand Total		66	84.66	2650	1930.04
5	IDBI	3	30.00	15	121.05						
6	INDUS	0	0.00	0	0.00						
7	YES	0	0.00	0	0.00						
Priv	Total	3	30.00	2396	1650.63						
1	NESFB	0	0.00	9	0.70						
SFB	Total	0	0.00	9	0.70						
1	MRB	0	0.00	29	21.02						
RRB	Total	0	0.00	29	21.02						
1	MSCB	0	0.00	146	211.47						
Grand	Total	66	84.66	2650	1930.04						

**Bankwise Progress under NRLM Report of Manipur during the FY-
2024-2025 & O/S as on date 31.03.2025**

(Amount in Rs. Lakhs)

Sl No.	Bank Name	Current Year Self-Help Group No.	Current Year Self-Help Group Amount	NRLM O/S No.	NRLM O/S Amt.	NRLM Irregular A/C No.	NRLM Irregular A/C Amt.	NRLM NPA No.	NRLM NPA Amt.	NRLM NPA Amt. %
1	BOB	204	301.68	218	269.20	26	0.20	0	0.00	0.00
2	BOI	57	128.69	152	212.16	0	0.00	10	3.41	1.61
3	BOM	0	0.00	0	0.00	0	0.00	0	0.00	0.00
4	CAN	0	0.00	2	1.12	0	0.00	0	0.00	0.00
5	CBI	315	710.54	330	692.18	61	125.18	10	10.72	1.55
6	IND	42	82.50	44	62.98	1	0.00	0	0.00	0.00
7	IOB	1	2.00	24	23.74	0	0.00	0	0.00	0.00
8	PNB	86	482.30	154	195.40	0	0.00	1	2.89	1.48
9	PSB	16	26.68	0	0.00	0	0.00	0	0.00	0.00
10	SBI	399	756.27	473	742.88	61	59.73	23	42.99	5.79
11	UCO	87	233.63	38	67.52	0	0.00	3	0.26	0.39
12	UNI	0	0.00	1	1.01	0	0.00	0	0.00	0.00
Pub	Total	1207	2724.29	1436	2268.19	149	185.11	47	60.27	2.66
1	AXIS	0	0.00	0	0.00	0	0.00	0	0.00	0.00
2	BAND	0	0.00	0	0.00	0	0.00	0	0.00	0.00
3	HDFC	0	0.00	0	0.00	0	0.00	0	0.00	0.00
4	ICICI	0	0.00	0	0.00	0	0.00	0	0.00	0.00
5	IDBI	0	0.00	1	3.20	1	3.20	1	3.20	100.00
6	INDUS	0	0.00	0	0.00	0	0.00	0	0.00	0.00
7	YES	0	0.00	0	0.00	0	0.00	0	0.00	0.00
Priv	Total	0	0.00	1	3.20	1	3.20	1	3.20	100.00
1	NESFB	0	0.00	5	0.29	0	0.00	0	0.00	0.00
Small FB	Total	0	0.00	5	0.29	0	0.00	0	0.00	0.00
1	MRB	1291	2663.17	2094	2607.41	0	0.00	134	98.12	3.76
RRB	Total	1291	2663.17	2094	2607.41	0	0.00	134	98.12	3.76
1	MSCB	64	99.00	120	92.87	9	0.53	0	0.00	0.00
Grand	Total	2562	5486.46	3656	4971.96	159	188.84	182	161.59	3.25

District wise progress under NRLM report of Manipur during the FY 2024-2025 & O/S as on date 31.03.2025

(Amount in Rs.Lakhs)

Sl No.	DistrictName	Current Year Self-Help Group No.	Current Year Self-Help Group Amount	NRLM O/S No.	NRLM O/S Amt.	NRLM Irregular A/C No.	NRLM Irregular A/C Amt.	NRLM NPA No.	NRLM NPA Amt.	NRLM NPA Amt. %
1	BISHNUPUR	226	648.65	227	290.26	3	5.36	12	6.30	2.17
2	CHANDEL	0	0.00	2	0.07	0	0.00	2	0.07	100.00
3	CHURACHANDPUR	278	578.30	313	438.00	30	55.67	9	11.02	2.52
4	IMPHALEAST	498	1204.80	916	1224.73	6	6.14	22	16.43	1.34
5	IMPHALWEST	477	1036.76	782	1045.75	21	7.61	18	21.75	2.08
6	JIRIBAM	9	36.00	57	47.28	9	0.53	0	0.00	0.00
7	KAKCHING	176	260.28	248	283.32	12	10.19	3	1.75	0.62
8	KAMJONG	0	0.00	0	0.00	0	0.00	0	0.00	0.00
9	KANGPOKPI	27	86.27	52	105.17	5	0.18	0	0.00	0.00
10	NONEY	67	109.86	70	99.36	0	0.00	6	3.67	3.69
11	PHERZAWL	0	0.00	0	0.00	0	0.00	0	0.00	0.00
12	SENAPATI	64	127.52	76	139.46	16	15.84	0	0.00	0.00
13	TAMENGLONG	0	0.00	1	2.66	0	0.00	0	0.00	0.00
14	TENGNUPAL	119	224.02	160	215.81	12	16.62	16	30.07	13.93
15	THOUBAL	597	1141.00	727	1043.94	45	70.70	94	70.53	6.76
16	UKHRUL	24	33.00	25	36.15	0	0.00	0	0.00	0.00
Grand Total		2562	5486.46	3656	4971.96	159	188.84	182	161.59	3.25

Bankwise Progress under NULM Report of Manipur during the FY-2024-2025 & O/S as on date 31.03.2025

(Amount in Rs. Lakhs)

Sl No.	Bank Name	Sep-I No.	Sep-I Amt	Sep-G No	Sep-G Amt.	Sep-G No. of Beneficiary	SHG No.	SHG Amt	SHG No. of Beneficiary	Women SHG No.	Women SHG Amt.	Women SHG No. of Beneficiary	Total Current Year NULM Disb No.	Total Current Year NULM Disb Amount	NULM O/S No.	NULM O/S Amt.	NULM NPA No.	NULM NPA Amt.	NULM NPA Amt. %
1	BOB	0	0.00	0	0	0	0	0.00	0	0	0.00	0	0	0.00	2	1.45	0	0.00	0.00
2	BOI	0	0.00	0	0	0	0	0.00	0	0	0.00	0	0	0.00	0	0.00	0	0.00	0.00
3	BOM	0	0.00	0	0	0	105	71.67	0	105	71.67	0	105	71.67	0	0.00	0	0.00	0.00
4	CAN	0	0.00	0	0	0	0	0.00	0	0	0.00	0	0	0.00	2	0.93	2	0.93	100.00
5	CBI	0	0.00	0	0	0	0	0.00	0	0	0.00	0	0	0.00	0	0.00	0	0.00	0.00
6	IND	0	0.00	0	0	0	0	0.00	0	0	0.00	0	0	0.00	1	0.00	1	0.00	0.00
7	IOB	0	0.00	0	0	0	0	0.00	0	0	0.00	0	0	0.00	0	0.00	0	0.00	0.00
8	PNB	0	0.00	0	0	0	0	0.00	0	0	0.00	0	0	0.00	38	30.42	23	7.40	24.33
9	PSB	0	0.00	0	0	0	0	0.00	16	8	26.68	8	0	0.00	0	0.00	0	0.00	0.00
10	SBI	2	3.80	0	0	0	0	0.00	0	0	0.00	0	2	3.80	40	43.73	18	21.66	49.53
11	UCO	0	0.00	0	0	0	0	0.00	0	0	0.00	0	0	0.00	14	10.92	0	0.00	0.00
12	UNI	0	0.00	0	0	0	0	0.00	0	0	0.00	0	0	0.00	1	1.01	0	0.00	0.00
Pub	Total	2	3.80	0	0	0	105	71.67	16	113	98.35	8	107	75.47	98	88.46	44	29.99	33.90
1	AXIS	0	0.00	0	0	0	0	0.00	0	0	0.00	0	0	0.00	1	0.00	1	0.00	0.00
2	BAND	0	0.00	0	0	0	0	0.00	0	0	0.00	0	0	0.00	0	0.00	0	0.00	0.00
3	HDFC	0	0.00	0	0	0	0	0.00	0	0	0.00	0	0	0.00	0	0.00	0	0.00	0.00
4	ICICI	0	0.00	0	0	0	0	0.00	0	0	0.00	0	0	0.00	0	0.00	0	0.00	0.00
5	IDBI	0	0.00	0	0	0	0	0.00	0	0	0.00	0	0	0.00	0	0.00	0	0.00	0.00
6	INDUS	0	0.00	0	0	0	0	0.00	0	0	0.00	0	0	0.00	0	0.00	0	0.00	0.00
7	YES	0	0.00	0	0	0	0	0.00	0	0	0.00	0	0	0.00	0	0.00	0	0.00	0.00
Priv	Total	0	0.00	0	0	0	0	0.00	0	0	0.00	0	0	0.00	1	0.00	1	0.00	0.00
1	NESFB	0	0.00	0	0	0	0	0.00	0	0	0.00	0	0	0.00	0	0.00	0	0.00	0.00
Small FB	Total	0	0.00	0	0	0	0	0.00	0	0	0.00	0	0	0.00	0	0.00	0	0.00	0.00
1	MRB	0	0.00	0	0	0	29	88.00	290	29	88.00	290	29	88.00	121	188.32	10	6.28	3.33
RRB	Total	0	0.00	0	0	0	29	88.00	290	29	88.00	290	29	88.00	121	188.32	10	6.28	3.33
1	MSCB	0	0.00	0	0	0	0	0.00	0	0	0.00	0	0	0.00	0	0.00	0	0.00	0.00
Grand	Total	2	3.80	0	0	0	134	159.67	306	142	186.35	298	136	163.47	220	276.78	55	36.27	13.10

District wise NULM report of Manipur during the FY2024-2025 & O/S as on date 31.03.2025

(Amount in Rs.Lakhs)

Sl No.	DistrictName	Sep-I No.	Sep-I Amt	Sep-G No	Sep-G Amt.	Sep-G No. of Beneficiary	SHG No.	SHG Amt	SHG No. of Beneficiary	Women SHG No.	Women SHG Amt.	Women SHG No. of Beneficiary	Total Current Year NULM Disb No.	Total Current Year NULM Disb Amount	NULM O/S No.	NULM O/S Amt.	NULM NPA No.	NULM NPA Amt.	NULM NPA Amt. %
1	BISHNUPUR	0	0	0	0	0	68	5.79	30	68	5.79	30	68	5.79	20	22.00	0	0.00	0.00
2	CHANDEL	0	0	0	0	0	0	0.00	0	0	0.00	0	0	0.00	0	0.00	0	0.00	0.00
3	CHURACHANDPUR	0	0	0	0	0	0	0.00	0	0	0.00	0	0	0.00	17	10.92	4	1.69	15.48
4	IMPHALEAST	0	0	0	0	0	2	4.00	20	2	4.00	20	2	4.00	10	10.37	3	3.48	33.56
5	IMPHALWEST	0	0	0	0	0	44	83.88	40	44	83.88	40	44	83.88	49	61.26	20	18.32	29.91
6	JIRIBAM	0	0	0	0	0	0	0.00	0	0	0.00	0	0	0.00	3	1.49	2	1.23	82.55
7	KAKCHING	0	0	0	0	0	0	0.00	0	0	0.00	0	0	0.00	12	8.28	7	3.22	38.89
8	KAMJONG	0	0	0	0	0	0	0.00	0	0	0.00	0	0	0.00	0	0.00	0	0.00	0.00
9	KANGPOKPI	0	0	0	0	0	0	0.00	0	0	0.00	0	0	0.00	0	0.00	0	0.00	0.00
10	NONEY	0	0	0	0	0	0	0.00	0	0	0.00	0	0	0.00	0	0.00	0	0.00	0.00
11	PHERZAWL	0	0	0	0	0	0	0.00	0	0	0.00	0	0	0.00	0	0.00	0	0.00	0.00
12	SENAPATI	0	0	0	0	0	0	0.00	0	0	0.00	0	0	0.00	4	12.61	1	2.04	16.18
13	TAMENGLONG	0	0	0	0	0	0	0.00	0	0	0.00	0	0	0.00	3	0.19	2	0.14	73.68
14	TENGNUPAL	0	0	0	0	0	0	0.00	0	0	0.00	0	0	0.00	0	0.00	0	0.00	0.00
15	THOUBAL	2	3.8	0	0	0	20	66.00	216	28	92.68	208	22	69.80	83	146.96	4	4.77	3.25
16	UKHRUL	0	0	0	0	0	0	0.00	0	0	0.00	0	0	0.00	19	2.70	12	1.38	51.11
Grand Total		2	3.8	0	0	0	134	159.67	306	142	186.35	298	136	163.47	220	276.78	55	36.27	13.10

Bankwise POSITION OF NPA UNDER GOVT. SPONSORED SCHEMES Report of Manipur as on date 31.03.2025

(Amount in Rs.Lakhs)

Sl No.	Bank Name	NRLM O/S		NRLM Irregular		NRLM NPA		NULM O/S		NULM NPA		PMEGP O/S		PMEGP NPA		SHG O/S		SHG NPA		SUI O/S		SUI NPA	
		No	Amt	No	Amt	No	Amt	No	Amt	No	Amt	No	Amt	No	Amt	No	Amt	No	Amt	No	Amt	No	Amt
1	BOB	218	269.20	26	0.20	0	0.00	2	1.45	0	0.00	510	2079.30	138	639.17	265	327.28	14	14.87	14	245.21	7	128.60
2	BOI	152	212.16	0	0.00	10	3.41	0	0.00	0	0.00	241	912.15	87	122.70	164	226.68	12	4.62	21	237.66	4	57.90
3	BOM	0	0.00	0	0.00	0	0.00	0	0.00	0	0.00	19	101.49	4	10.25	0	0.00	0	0.00	0	0.00	0	0.00
4	CAN	2	1.12	0	0.00	0	0.00	2	0.93	2	0.93	350	1206.35	146	336.44	107	182.04	6	5.22	4	34.47	1	12.38
5	CBI	330	692.18	61	125.18	10	10.72	0	0.00	0	0.00	546	2803.04	70	155.37	5	8.74	3	6.25	0	0.00	0	0.00
6	IND	44	62.98	1	0.00	0	0.00	1	0.00	1	0.00	256	1037.56	129	259.06	44	62.98	0	0.00	11	144.77	2	0.02
7	IOB	24	23.74	0	0.00	0	0.00	0	0.00	0	0.00	121	592.61	21	64.43	5	9.32	0	0.00	2	55.34	0	0.00
8	PNB	154	195.40	0	0.00	1	2.89	38	30.42	23	7.40	998	2335.32	657	1341.39	297	234.88	122	29.98	13	173.49	10	133.20
9	PSB	0	0.00	0	0.00	0	0.00	0	0.00	0	0.00	396	827.22	284	346.41	0	0.00	0	0.00	23	340.11	14	144.11
10	SBI	473	742.88	61	59.73	23	42.99	40	43.73	18	21.66	1753	4229.61	658	1385.34	577	1002.60	23	42.56	147	3214.29	26	463.30
11	UCO	38	67.52	0	0.00	3	0.26	14	10.92	0	0.00	892	1355.94	527	952.32	52	78.45	3	0.26	14	236.53	2	31.92
12	UNI	1	1.01	0	0.00	0	0.00	1	1.01	0	0.00	7	25.79	0	0.00	1	1.01	0	0.00	2	19.98	0	0.00
Pub	Total	1436	2268.19	149	185.11	47	60.27	98	88.46	44	29.99	6089	17506.38	2721	5612.88	1517	2133.98	183	103.76	251	4701.85	66	971.43
1	AXIS	0	0.00	0	0.00	0	0.00	1	0.00	1	0.00	243	95.26	227	83.90	0	0.00	0	0.00	0	0.00	0	0.00
2	BAND	0	0.00	0	0.00	0	0.00	0	0.00	0	0.00	0	0.00	0	0.00	0	0.00	0	0.00	0	0.00	0	0.00
3	HDFC	0	0.00	0	0.00	0	0.00	0	0.00	0	0.00	2	0.48	2	0.48	0	0.00	0	0.00	4	8.69	0	0.00
4	ICICI	0	0.00	0	0.00	0	0.00	0	0.00	0	0.00	2	0.60	0	0.00	0	0.00	0	0.00	3	183.24	0	0.00
5	IDBI	1	3.20	1	3.20	1	3.20	0	0.00	0	0.00	88	446.26	21	80.90	26	161.87	2	12.97	3	22.94	0	0.00
6	INDUS	0	0.00	0	0.00	0	0.00	0	0.00	0	0.00	0	0.00	0	0.00	0	0.00	0	0.00	0	0.00	0	0.00
7	YES	0	0.00	0	0.00	0	0.00	0	0.00	0	0.00	0	0.00	0	0.00	0	0.00	0	0.00	0	0.00	0	0.00
Priv	Total	1	3.20	1	3.20	1	3.20	1	0.00	1	0.00	335	542.60	250	165.28	26	161.87	2	12.97	10	214.87	0	0.00
1	NESFB	5	0.29	0	0.00	0	0.00	0	0.00	0	0.00	0	0.00	0	0.00	0	0.00	0	0.00	0	0.00	0	0.00
Small FB	Total	5	0.29	0	0.00	0	0.00	0	0.00	0	0.00	0	0.00	0	0.00	0	0.00	0	0.00	0	0.00	0	0.00
1	MRB	2094	2607.41	0	0.00	134	98.12	121	188.32	10	6.28	0	0.00	0	0.00	2766	3283.45	386	234.32	16	234.76	4	43.69
RRB	Total	2094	2607.41	0	0.00	134	98.12	121	188.32	10	6.28	0	0.00	0	0.00	2766	3283.45	386	234.32	16	234.76	4	43.69
1	MSCB	120	92.87	9	0.53	0	0.00	0	0.00	0	0.00	0	0.00	0	0.00	485	395.74	257	169.34	0	0.00	0	0.00
Grand	Total	3656	4971.96	159	188.84	182	161.59	220	276.78	55	36.27	6424	18048.98	2971	5778.16	4794	5975.04	828	520.39	277	5151.48	70	1015.12

District wise POSITION OF NPA UNDER GOVT. SPONSORED SCHEMES report of Manipur as on date 31.03.2025

(Amount in Rs.Lakhs)

Sl No.	Bank Name	NRLM O/S		NRLM Irregular		NRLM NPA		NULM O/S		NULM NPA		PMEGP O/S		PMEGP NPA		SHG O/S		SHG NPA		SUI O/S		SUI NPA	
		No	Amt	No	Amt	No	Amt	No	Amt	No	Amt	No	Amt	No	Amt	No	Amt	No	Amt	No	Amt	No	Amt
1	BISHNUPUR	227	290.26	3	5.36	12	6.30	20	22.00	0	0.00	718	1386.95	378	592.49	599	572.09	207	136.26	4	116.59	1	6.79
2	CHANDEL	2	0.07	0	0.00	2	0.07	0	0.00	0	0.00	300	524.36	117	185.37	2	0.07	2	0.07	0	0.00	0	0.00
3	CHURACHANDPUR	313	438.00	30	55.67	9	11.02	17	10.92	4	1.69	431	1203.02	210	306.26	363	390.09	116	51.70	46	1057.17	5	123.46
4	IMPHALEAST	916	1224.73	6	6.14	22	16.43	10	10.37	3	3.48	825	2755.80	336	733.24	974	1293.26	44	29.34	45	644.68	17	178.60
5	IMPHALWEST	782	1045.75	21	7.61	18	21.75	49	61.26	20	18.32	1745	6699.62	732	2072.37	1050	1363.88	116	90.37	104	2007.73	41	654.28
6	JIRIBAM	57	47.28	9	0.53	0	0.00	3	1.49	2	1.23	11	22.96	7	11.89	21	26.92	1	0.33	0	0.00	0	0.00
7	KAKCHING	248	283.32	12	10.19	3	1.75	12	8.28	7	3.22	243	451.55	118	191.22	380	381.28	104	65.11	7	141.53	0	0.00
8	KAMJONG	0	0.00	0	0.00	0	0.00	0	0.00	0	0.00	36	65.26	29	55.91	0	0.00	0	0.00	0	0.00	0	0.00
9	KANGPOKPI	52	105.17	5	0.18	0	0.00	0	0.00	0	0.00	246	741.11	109	248.90	57	134.21	5	4.20	9	193.68	0	0.00
10	NONEY	70	99.36	0	0.00	6	3.67	0	0.00	0	0.00	34	80.14	14	24.02	102	129.45	13	6.46	0	0.00	0	0.00
11	PHERZAWL	0	0.00	0	0.00	0	0.00	0	0.00	0	0.00	0	0.00	0	0.00	0	0.00	0	0.00	0	0.00	0	0.00
12	SENAPATI	76	139.46	16	15.84	0	0.00	4	12.61	1	2.04	596	1522.19	255	413.77	108	315.28	2	0.98	43	746.45	6	51.99
13	TAMENGLONG	1	2.66	0	0.00	0	0.00	3	0.19	2	0.14	178	295.10	106	151.53	18	16.89	6	0.85	0	0.00	0	0.00
14	TENGNOUNPAL	160	215.81	12	16.62	16	30.07	0	0.00	0	0.00	86	185.06	51	113.65	164	228.89	16	30.07	0	0.00	0	0.00
15	THOUBAL	727	1043.94	45	70.70	94	70.53	83	146.96	4	4.77	645	1567.63	335	444.14	883	1061.33	179	101.17	17	193.92	0	0.00
16	UKHRUL	25	36.15	0	0.00	0	0.00	19	2.70	12	1.38	330	548.23	174	233.40	73	61.40	17	3.48	2	49.73	0	0.00
Grand	Total	3656	4971.96	159	188.84	182	161.59	220	276.78	55	36.27	6424	18048.98	2971	5778.16	4794	5975.04	828	520.39	277	5151.48	70	1015.12

Bankwise Progress under PRADHAN MANTRI MUDRA TOTAL O/S & NPA Report of Manipur as on date 31.03.2025

(Amount in Rs. Lakhs)

Sl No.	Bank Name	Sishu O/S		Sishu NPA		Kishore O/S		Kishore NPA		Tarun O/S		Tarun NPA		Total MUDRA O/S		Total MUDRA NPA		MUDRA NPA
		No	Amt	No	Amt	No	Amt	No	Amt	No	Amt	No	Amt	No	Amt	No	Amt	
1	BOB	320	68.85	151	31.13	1266	1891.20	493	644.50	490	2418.31	200	961.22	2076	4378.36	844	1636.85	37.39
2	BOI	121	154.64	46	9.71	604	959.01	159	218.90	139	823.54	38	196.48	864	1937.19	243	425.09	21.94
3	BOM	72	27.08	4	2.52	66	41.46	3	4.90	18	158.19	2	11.99	156	226.73	9	19.41	8.56
4	CAN	403	112.69	140	34.70	906	1747.69	256	506.02	287	1838.91	66	385.37	1596	3699.29	462	926.09	25.03
5	CBI	510	904.84	276	262.50	667	1175.74	225	380.59	240	1487.86	48	217.66	1417	3568.44	549	860.75	24.12
6	IND	235	31.93	173	17.28	517	850.72	230	352.95	193	1241.50	52	291.48	945	2124.15	455	661.71	31.15
7	IOB	70	18.94	7	1.15	286	618.36	23	29.26	89	589.78	0	0.00	445	1227.08	30	30.41	2.48
8	PNB	1305	298.80	720	172.08	3386	4982.35	1415	1804.42	900	4964.55	209	890.86	5591	10245.70	2344	2867.36	27.99
9	PSB	94	21.57	11	0.46	289	582.18	22	10.06	81	651.97	2	12.25	464	1255.72	35	22.77	1.81
10	SBI	5803	976.51	2213	298.35	5748	10874.15	1999	2574.80	1216	7579.55	212	867.97	12767	19430.21	4424	3741.12	19.25
11	UCO	922	185.33	489	84.66	2219	2922.89	843	1082.51	167	1036.76	40	221.78	3308	4144.98	1372	1388.95	33.51
12	UNI	32	4.88	1	0.01	92	115.90	9	8.42	12	91.88	0	0.00	136	212.66	10	8.43	3.96
Pub	Total	9887	2806.06	4231	914.55	16046	26761.65	5677	7617.33	3832	22882.80	869	4057.06	29765	52450.51	10777	12588.94	24.00
1	AXIS	753	77.05	741	76.03	860	965.71	205	136.47	230	810.04	39	59.73	1843	1852.80	985	272.23	14.69
2	BAND	3345	574.01	3341	573.48	4796	2049.31	4120	1915.18	0	0.00	0	0.00	8141	2623.32	7461	2488.66	94.87
3	HDFC	9565	1314.07	8182	1190.29	537	376.14	261	87.56	197	755.67	12	56.91	10299	2445.88	8455	1334.76	54.57
4	ICICI	0	0.00	0	0.00	77	123.98	9	6.09	34	150.86	3	2.06	111	274.84	12	8.15	2.97
5	IDBI	15	1.55	6	0.90	149	240.16	49	69.20	140	811.45	27	136.88	304	1053.16	82	206.98	19.65
6	INDUS	0	0.00	0	0.00	0	0.00	0	0.00	0	0.00	0	0.00	0	0.00	0	0.00	0.00
7	YES	0	0.00	0	0.00	0	0.00	0	0.00	0	0.00	0	0.00	0	0.00	0	0.00	0.00
Priv	Total	13678	1966.68	12270	1840.70	6419	3755.30	4644	2214.50	601	2528.02	81	255.58	20698	8250.00	16995	4310.78	52.25
1	NESFB	0	0.00	0	0.00	0	0.00	0	0.00	0	0.00	0	0.00	0	0.00	0	0.00	0.00
Small FB	Total	0	0.00	0	0.00	0	0.00	0	0.00	0	0.00	0	0.00	0	0.00	0	0.00	0.00
1	MRB	5219	1420.15	2771	811.71	8545	11108.89	1500	1848.39	253	1359.74	43	202.77	14017	13888.78	4314	2862.87	20.61
RRB	Total	5219	1420.15	2771	811.71	8545	11108.89	1500	1848.39	253	1359.74	43	202.77	14017	13888.78	4314	2862.87	20.61
1	MSCB	0	0.00	0	0.00	0	0.00	0	0.00	0	0.00	0	0.00	0	0.00	0	0.00	0.00
Grand	Total	28784	6192.89	19272	3566.96	31010	41625.84	11821	11680.22	4686	26770.56	993	4515.41	64480	74589.29	32086	19762.59	26.50

District wise PMMY Outstandings-NPA report of Manipur as on date 31.03.2025

(Amount in Rs.Lakhs)

Sl No.	Bank Name	Sishu O/S		Sishu NPA		Kishore O/S		Kishore NPA		Tarun O/S		Tarun NPA		Total MUDRA O/S		Total MUDRA NPA		MUDRA NPA
		No	Amt	No	Amt	No	Amt	No	Amt	No	Amt	No	Amt	No	Amt	No	Amt	Amt.%
1	BISHNUPUR	2981	585.19	2098	393.67	3298	3635.75	1159	1283.93	303	2018.25	22	95.31	6582	6239.19	3279	1772.9	28.42
2	CHANDEL	237	39.20	119	17.76	521	766.71	213	234.32	13	54.59	5	14.94	771	860.50	337	267.0	31.03
3	CHURACHANDPUR	954	376.53	427	164.45	1509	2533.91	547	728.13	491	3414.41	51	295.77	2954	6324.85	1025	1188.4	18.79
4	IMPHALEAST	7675	1364.17	5795	919.04	5473	6642.55	1858	1508.04	806	4372.30	187	899.25	13954	12379.02	7840	3326.3	26.87
5	IMPHALWEST	8799	2118.78	5533	1097.69	7532	10201.15	2894	3112.14	1688	8725.30	532	2274.61	18019	21045.23	8959	6484.4	30.81
6	JIRIBAM	89	13.64	55	7.06	236	184.63	164	87.97	18	77.02	2	9.38	343	275.29	221	104.4	37.93
7	KAKCHING	1484	289.76	981	197.89	2590	2608.89	1419	1002.51	143	757.51	21	105.84	4217	3656.16	2421	1306.2	35.73
8	KAMJONG	122	35.19	59	8.11	51	74.41	39	57.37	2	8.70	0	0.00	175	118.30	98	65.5	55.35
9	KANGPOKPI	330	89.68	115	28.50	775	1992.13	236	449.70	176	1132.05	32	176.12	1281	3213.86	383	654.3	20.36
10	NONEY	107	28.81	52	14.28	623	785.70	181	198.04	17	122.52	1	5.85	747	937.03	234	218.2	23.28
11	PHERZAWL	0	0.00	0	0.00	0	0.00	0	0.00	0	0.00	0	0.00	0	0.00	0	0.0	0.00
12	SENAPATI	354	103.83	269	65.09	1799	3464.63	691	859.70	510	3180.78	50	231.96	2663	6749.24	1010	1156.8	17.14
13	TAMENGLONG	85	22.33	46	12.18	511	776.97	193	242.01	38	221.91	5	18.29	634	1021.21	244	272.5	26.68
14	TENGNOUNPAL	326	67.54	138	25.32	1133	1282.39	373	403.53	33	128.00	24	66.25	1492	1477.93	535	495.1	33.50
15	THOUBAL	4987	1003.15	3513	599.50	3994	5178.41	1540	1182.00	359	2001.70	43	233.74	9340	8183.26	5096	2015.2	24.63
16	UKHRUL	254	55.09	72	16.42	965	1497.61	314	330.83	89	555.52	18	88.10	1308	2108.22	404	435.4	20.65
Grand Total		28784	6192.89	19272	3566.96	31010	41625.84	11821	11680.22	4686	26770.56	993	4515.41	64480	74589.29	32086	19762.6	26.50

**Bankwise Progress under PMMY -Disbursement Report of
Manipur during the FY-2024-2025 upto date 31.03.2025**

(Amount in Rs. Lakhs)

SI No.	Bank Name	Sishu No.	Sishu Amt.	Kishore No.	Kishore Amt.	Tarun No.	Tarun Amt.	Total MUDRA Disb No.	Total MUDRA Disb Amt.
1	BOB	98	11.6	143	430.32	53	232.46	294	674.38
2	BOI	5	2.3	56	130.96	15	118.61	76	251.87
3	BOM	6	3.0	3	16.87	1	10.00	10	29.89
4	CAN	43	19.0	180	565.82	53	454.27	276	1039.08
5	CBI	198	588.2	213	237.73	83	466.74	494	1292.67
6	IND	18	8.0	58	70.59	5	36.04	81	114.63
7	IOB	2	0.7	35	85.48	22	170.55	59	256.73
8	PNB	186	55.8	529	944.39	193	1268.31	908	2268.45
9	PSB	19	8.1	97	246.20	31	253.56	147	507.85
10	SBI	772	321.6	2397	5896.29	699	5473.04	3868	11690.88
11	UCO	15	5.0	72	111.66	11	84.70	98	201.33
12	UNI	9	2.4	7	14.86	5	44.18	21	61.44
Pub	Total	1371	1025.6	3790	8751.17	1171	8612.46	6332	18389.20
1	AXIS	0	0.0	8	23.17	4	28.06	12	51.23
2	BAND	0	0.0	0	0.00	0	0.00	0	0.00
3	HDFC	0	0.0	0	0.00	0	0.00	0	0.00
4	ICICI	2	1.0	104	246.32	28	195.10	134	442.42
5	IDBI	0	0.0	29	96.70	56	456.51	85	553.21
6	INDUS	0	0.0	0	0.00	0	0.00	0	0.00
7	YES	0	0.0	0	0.00	0	0.00	0	0.00
Priv	Total	2	1.0	141	366.19	88	679.67	231	1046.86
1	NESFB	0	0.0	0	0.00	0	0.00	0	0.00
Small FB	Total	0	0.0	0	0.00	0	0.00	0	0.00
1	MRB	137	36.5	1052	2142.35	31	239.70	1220	2418.57
RRB	Total	137	36.5	1052	2142.35	31	239.70	1220	2418.57
1	MSCB	0	0.0	0	0.00	0	0.00	0	0.00
Grand	Total	1510	1063.1	4983	11259.71	1290	9531.83	7783	21854.63

District wise PMMY Disbursements report of Manipur during the FY 2024-2025 upto date 31.03.2025

(Amount in Rs.Lakhs)

SI No.	District Name	Sishu No	Sishu amt	Kishore no	Kishore Amt	Tarun No	Tarun Amt	Total MUDRA Disb No.	Total MUDRA Disb Amt.
1	BISHNUPUR	152	50.74	329	572.31	53	392.01	534	1015.06
2	CHANDEL	1	0.50	127	236.16	6	40.35	134	277.01
3	CHURACHANDPUR	84	91.34	289	836.28	327	2735.43	700	3663.05
4	IMPHALEAST	271	158.99	890	1867.17	127	852.86	1288	2879.02
5	IMPHALWEST	679	614.53	1324	2936.17	363	2324.44	2366	5875.14
6	JIRIBAM	14	3.57	20	35.89	5	31.47	39	70.93
7	KAKCHING	42	13.31	240	433.99	28	174.26	310	621.56
8	KAMJONG	52	24.67	2	5.00	0	0.00	54	29.67
9	KANGPOKPI	19	6.98	302	1096.87	73	578.87	394	1682.72
10	NONEY	4	1.33	96	198.89	5	32.54	105	232.76
11	PHERZAWL	0	0.00	0	0.00	0	0.00	0	0.00
12	SENAPATI	19	19.05	278	1005.45	208	1666.47	505	2690.97
13	TAMENGLONG	2	1.00	77	204.74	13	98.17	92	303.91
14	TENGNOUNPAL	15	6.47	49	95.83	2	14.54	66	116.84
15	THOUBAL	103	45.79	776	1280.70	53	383.66	932	1710.15
16	UKHRUL	53	24.82	184	454.26	27	206.76	264	685.84
Grand Total		1510	1063.09	4983	11259.71	1290	9531.83	7783	21854.63

Bankwise Progress under SUI Report of Manipur during the FY-2024-2025 & O/S as on date 31.03.2025

(Amount in Rs. Lakhs)

Sl No.	Bank Name	Current Year No. of Female Account	Current Year Sum of Female Amount	Current Year No. of Male Account to SC	Current Year Sum of Male Amount to SC	Current Year No. of Male Account to ST	Current Year Sum of Male Amount to ST	Total Current Year SUI Disb No.	Total Current Year SUI Disb Amount	SUI O/S No.	SUI O/S Amt.	SUI NPA No.	SUI NPA Amt.	SUI NPA Amt. %
1	BOB	0	0.00	1	24.00	1	24.00	2	48.00	14	245.21	7	128.60	52.44
2	BOI	18	131.17	2	21.14	0	0.00	20	152.31	21	237.66	4	57.90	24.36
3	BOM	1	8.95	0	0.00	0	0.00	1	8.95	0	0.00	0	0.00	0.00
4	CAN	0	0.00	0	0.00	0	0.00	0	0.00	4	34.47	1	12.38	35.92
5	CBI	0	0.00	0	0.00	0	0.00	0	0.00	0	0.00	0	0.00	0.00
6	IND	1	10.00	0	0.00	0	0.00	1	10.00	11	144.77	2	0.02	0.01
7	IOB	1	25.04	0	0.00	1	30.30	2	55.34	2	55.34	0	0.00	0.00
8	PNB	0	0.00	0	0.00	0	0.00	0	0.00	13	173.49	10	133.20	76.78
9	PSB	4	6.25	12	84.01	8	16.74	24	107.00	23	340.11	14	144.11	42.37
10	SBI	13	295.80	1	23.50	36	1032.70	50	1352.00	147	3214.29	26	463.30	14.41
11	UCO	9	163.30	0	0.00	3	50.60	12	213.90	14	236.53	2	31.92	13.50
12	UNI	1	9.94	0	0.00	0	0.00	1	9.94	2	19.98	0	0.00	0.00
Pub	Total	48	650.45	16	152.65	49	1154.34	113	1957.44	251	4701.85	66	971.43	20.66
1	AXIS	0	0.00	0	0.00	0	0.00	0	0.00	0	0.00	0	0.00	0.00
2	BAND	0	0.00	0	0.00	0	0.00	0	0.00	0	0.00	0	0.00	0.00
3	HDFC	0	0.00	0	0.00	0	0.00	0	0.00	4	8.69	0	0.00	0.00
4	ICICI	0	0.00	0	0.00	0	0.00	0	0.00	3	183.24	0	0.00	0.00
5	IDBI	0	0.00	0	0.00	0	0.00	0	0.00	3	22.94	0	0.00	0.00
6	INDUS	0	0.00	0	0.00	0	0.00	0	0.00	0	0.00	0	0.00	0.00
7	YES	0	0.00	0	0.00	0	0.00	0	0.00	0	0.00	0	0.00	0.00
Priv	Total	0	0.00	0	0.00	0	0.00	0	0.00	10	214.87	0	0.00	0.00
1	NESFB	0	0.00	0	0.00	0	0.00	0	0.00	0	0.00	0	0.00	0.00
Small FB	Total	0	0.00	0	0.00	0	0.00	0	0.00	0	0.00	0	0.00	0.00
1	MRB	0	0.00	0	0.00	0	0.00	0	0.00	16	234.76	4	43.69	18.61
RRB	Total	0	0.00	0	0.00	0	0.00	0	0.00	16	234.76	4	43.69	18.61
1	MSCB	0	0.00	0	0.00	0	0.00	0	0.00	0	0.00	0	0.00	0.00
Grand	Total	48	650.45	16	152.65	49	1154.34	113	1957.44	277	5151.48	70	1015.12	19.71

District wise SUI report of Manipur during the FY2024-2025 & O/S as on date 31.03.2025

(Amount in Rs.Lakhs)

Sl No.	District Name	Current Year No. of Female Account	Current Year Sum of Female Amount	Current Year No. of Male Account to SC	Current Year Sum of Male Amount to SC	Current Year No. of Male Account to ST	Current Year Sum of Male Amount to ST	Total Current Year SUI Disb No.	Total Current Year SUI Disb Amount	SUI O/S No.	SUI O/S Amt.	SUI NPA No.	SUI NPA Amt.	SUI NPA Amt. %
1	BISHNUPUR	0	0.00	0	0.00	0	0.00	0	0.00	4	116.59	1	6.79	5.82
2	CHANDEL	0	0.00	0	0.00	0	0.00	0	0.00	0	0.00	0	0.00	0.00
3	CHURACHANDPUR	4	49.00	0	0.00	23	587.69	27	636.69	46	1057.17	5	123.46	11.68
4	IMPHALEAST	12	197.15	6	17.69	4	21.13	22	235.97	45	644.68	17	178.60	27.70
5	IMPHALWEST	15	233.15	7	90.32	6	93.02	28	416.49	104	2007.73	41	654.28	32.59
6	JIRIBAM	0	0.00	0	0.00	0	0.00	0	0.00	0	0.00	0	0.00	0.00
7	KAKCHING	0	0.00	1	23.50	0	0.00	1	23.50	7	141.53	0	0.00	0.00
8	KAMJONG	0	0.00	0	0.00	0	0.00	0	0.00	0	0.00	0	0.00	0.00
9	KANGPOKPI	0	0.00	0	0.00	4	88.00	4	88.00	9	193.68	0	0.00	0.00
10	NONEY	0	0.00	0	0.00	0	0.00	0	0.00	0	0.00	0	0.00	0.00
11	PHERZAWL	0	0.00	0	0.00	0	0.00	0	0.00	0	0.00	0	0.00	0.00
12	SENAPATI	4	89.00	0	0.00	10	314.50	14	403.50	43	746.45	6	51.99	6.96
13	TAMENGLONG	0	0.00	0	0.00	0	0.00	0	0.00	0	0.00	0	0.00	0.00
14	TENGNUPAL	0	0.00	0	0.00	0	0.00	0	0.00	0	0.00	0	0.00	0.00
15	THOUBAL	13	82.15	2	21.14	0	0.00	15	103.29	17	193.92	0	0.00	0.00
16	UKHRUL	0	0.00	0	0.00	2	50.00	2	50.00	2	49.73	0	0.00	0.00
Grand Total		48	650.45	16	152.65	49	1154.34	113	1957.44	277	5151.48	70	1015.12	19.71

**Bankwise Progress under PMEGP Report of Manipur during the FY
2024-2025 & O/S as on date 31.03.2025**

(Amount in Rs. Lakhs)

SI No.	Bank Name	CY SANCTIO N A/C No.	CY SANCTIO N Amt.	CY DISBURS ED A/C No.	CY DISBURS ED Amt.	PMEGP O/S No.	PMEGP O/S Amt.	PMEGP NPA No.	PMEGP NPA Amt.	PMEGP NPA Amt. %
1	BOB	80	523.60	157	649.78	510	2079.30	138	639.17	30.74
2	BOI	38	225.15	35	196.58	241	912.15	87	122.70	13.45
3	BOM	5	22.96	4	20.97	19	101.49	4	10.25	10.10
4	CAN	8	31.88	8	31.38	350	1206.35	146	336.44	27.89
5	CBI	22	203.88	21	194.86	546	2803.04	70	155.37	5.54
6	IND	6	69.36	8	50.17	256	1037.56	129	259.06	24.97
7	IOB	5	54.00	5	51.50	121	592.61	21	64.43	10.87
8	PNB	42	242.47	75	297.91	998	2335.32	657	1341.39	57.44
9	PSB	3	44.28	3	25.69	396	827.22	284	346.41	41.88
10	SBI	255	1003.09	255	783.93	1753	4229.61	658	1385.34	32.75
11	UCO	33	103.12	71	135.29	892	1355.94	527	952.32	70.23
12	UNI	0	0.00	0	0.00	7	25.79	0	0.00	0.00
Pub	Total	497	2523.79	642	2438.06	6089	17506.38	2721	5612.88	32.06
1	AXIS	19	10.93	19	7.17	243	95.26	227	83.90	88.07
2	BAND	0	0.00	0	0.00	0	0.00	0	0.00	0.00
3	HDFC	0	0.00	0	0.00	2	0.48	2	0.48	100.00
4	ICICI	0	0.00	0	0.00	2	0.60	0	0.00	0.00
5	IDBI	5	31.49	5	31.49	88	446.26	21	80.90	18.13
6	INDUS	0	0.00	0	0.00	0	0.00	0	0.00	0.00
7	YES	0	0.00	0	0.00	0	0.00	0	0.00	0.00
Priv	Total	24	42.42	24	38.66	335	542.60	250	165.28	30.46
1	NESFB	0	0.00	0	0.00	0	0.00	0	0.00	0.00
Small FB	Total	0	0.00	0	0.00	0	0.00	0	0.00	0.00
1	MRB	0	0.00	0	0.00	0	0.00	0	0.00	0.00
RRB	Total	0	0.00	0	0.00	0	0.00	0	0.00	0.00
1	MSCB	0	0.00	0	0.00	0	0.00	0	0.00	0.00
Grand	Total	521	2566.21	666	2476.72	6424	18048.98	2971	5778.16	32.01

District-wise progress under PMEGP report of Manipur during the FY 2024-2025 & O/S as on date 31.03.2025

(Amount in Rs.Lakhs)

Sl No.	DistrictName	CY SANCTION A/C No.	CY SANCTION Amt.	CY DISBURSED A/C No.	CY DISBURSED Amt.	PMEGP O/S No.	PMEGP O/S Amt.	PMEGP NPA No.	PMEGP NPA Amt.	PMEGP NPA Amt. %
1	BISHNUPUR	38	126.50	56	125.47	718	1386.95	378	592.49	42.72
2	CHANDEL	42	131.44	50	96.15	300	524.36	117	185.37	35.35
3	CHURACHANDPUR	29	228.03	39	239.90	431	1203.02	210	306.26	25.46
4	IMPHALEAST	56	298.94	60	232.40	825	2755.80	336	733.24	26.61
5	IMPHALWEST	158	899.92	222	895.69	1745	6699.62	732	2072.37	30.93
6	JIRIBAM	1	6.65	1	2.45	11	22.96	7	11.89	51.79
7	KAKCHING	24	83.16	31	84.68	243	451.55	118	191.22	42.35
8	KAMJONG	0	0.00	0	0.00	36	65.26	29	55.91	85.67
9	KANGPOKPI	17	146.83	25	164.86	246	741.11	109	248.90	33.58
10	NONEY	5	21.15	5	20.71	34	80.14	14	24.02	29.97
11	PHERZAWL	0	0.00	0	0.00	0	0.00	0	0.00	0.00
12	SENAPATI	57	231.55	69	234.62	596	1522.19	255	413.77	27.18
13	TAMENGLONG	5	19.48	7	22.14	178	295.10	106	151.53	51.35
14	TENGNUUPAL	8	28.63	10	22.47	86	185.06	51	113.65	61.41
15	THOUBAL	53	219.50	54	199.43	645	1567.63	335	444.14	28.33
16	UKHRUL	28	124.43	37	135.75	330	548.23	174	233.40	42.57
Grand Total		521	2566.21	666	2476.72	6424	18048.98	2971	5778.16	32.01

**Bankwise Progress under EDUCATION LOAN Report of Manipur during the FY-2024-2025
& O/S as on date 31.03.2025**

(Rs. In Lakhs)

Sl No.	Bank Name	Sanctioned No	of which girl student Sanctioned No	Sanctioned Amt	of which girl student Sanctioned Amt	Disb. Number	of which girl student Disb No	Disb. Amt	of which girl student Disb Amt	OS No	of which girl student OS No	OS amt	of which girl student OS Amt
1	BOB	53	27	689.03	344.12	97	59	564.19	340.44	186	110	1531.50	1096.19
2	BOI	10	4	64.88	22.50	14	5	20.85	8.49	27	11	98.96	51.15
3	BOM	4	17	25.75	6.38	10	9	18.44	17.26	26	18	150.83	84.03
4	CAN	26	12	99.26	51.46	92	30	292.38	118.79	166	64	856.78	389.83
5	CBI	0	0	0.00	0.00	0	11	0.00	7.37	25	9	72.62	22.97
6	IND	0	0	0.00	0.00	5	1	4.07	0.75	24	12	124.39	73.85
7	IOB	3	2	74.50	34.50	4	3	17.45	12.20	7	5	61.63	50.51
8	PNB	5	4	47.20	39.70	10	5	70.36	38.41	103	38	560.73	225.10
9	PSB	0	0	0.00	0.00	0	0	0.00	0.00	14	4	67.30	15.90
10	SBI	130	78	505.14	298.68	295	179	828.80	514.31	563	315	3148.44	1817.82
11	UCO	3	3	16.91	16.91	8	6	15.45	13.03	22	14	123.75	57.99
12	UNI	2	2	43.90	43.90	3	3	9.04	9.04	12	7	190.57	70.91
Public	Total	236	149	1566.57	858.15	538	311	1841.03	1080.09	1175	607	6987.50	3956.25
1	AXIS	47	13	186.81	48.97	0	0	0.00	0.00	47	13	163.26	43.23
2	BAND	0	0	0.00	0.00	0	0	0.00	0.00	0	0	0.00	0.00
3	HDFC	0	0	0.00	0.00	1	0	2.50	0.00	4	0	11.47	0.00
4	ICICI	2	1	36.73	33.93	2	1	4.22	3.04	18	6	98.82	67.50
5	IDBI	0	0	0.00	0.00	7	7	8.82	8.82	39	35	109.20	82.01
6	INDUS	0	0	0.00	0.00	0	0	0.00	0.00	0	0	0.00	0.00
7	YES	0	0	0.00	0.00	0	0	0.00	0.00	0	0	0.00	0.00
Private	Total	49	14	223.54	82.90	10	8	15.54	11.86	108	54	382.75	192.74
1	NESFB	0	0	0.00	0.00	0	0	0.00	0.00	0	0	0.00	0.00
Small FB	Total	0	0	0.00	0.00	0	0	0.00	0.00	0	0	0.00	0.00
1	MRB	4	3	18.09	16.09	4	3	6.96	4.96	22	10	59.26	30.43
RRB	Total	4	3	18.09	16.09	4	3	6.96	4.96	22	10	59.26	30.43
1	MSCB	0	0	0.00	0.00	0	0	0.00	0.00	1	1	0.06	0.06
Grand	Total	289	166	1808.20	957.14	552	322	1863.53	1096.91	1306	672	7429.57	4179.48

District wise Progress under EDUCATION LOAN report of Manipur during the FY 2024-2025 & O/S as on date 31.03.2025

(Amount in Rs.Lakhs)

Sl No.	District Name	Sanctioned No	of which girl student Sanctioned No	Sanctioned Amt	of which girl student Sanctioned Amt	Disb. Number	of which girl student Disb No	Disb. Amt	of which girl student Disb Amt	OS No	of which girl student OS No	OS amt	of which girl student OS Amt
1	BISHNUPUR	12	6	58.02	48.17	12	8	47.69	44.57	37	16	130.12	65.54
2	CHANDEL	3	2	6.77	2.65	5	2	9.35	2.65	11	7	32.42	15.52
3	CHURACHANDPUR	23	18	56.51	34.49	37	31	63.59	49.13	90	69	237.77	171.44
4	IMPHALEAST	40	19	144.85	61.37	63	37	135.71	73.78	177	89	865.50	493.44
5	IMPHALWEST	163	102	1368.22	749.51	363	207	1473.55	856.75	784	387	5376.80	3019.01
6	JIRIBAM	0	0	0.00	0.00	0	0	0.00	0.00	1	1	0.48	0.48
7	KAKCHING	4	1	3.54	0.69	10	5	10.59	5.37	29	12	75.46	33.74
8	KAMJONG	0	0	0.00	0.00	0	0	0.00	0.00	0	0	0.00	0.00
9	KANGPOKPI	2	1	8.76	1.26	8	5	18.58	12.98	20	13	136.26	103.79
10	NONEY	2	1	2.97	1.90	2	1	2.90	1.90	4	3	8.07	7.00
11	PHERZAWL	0	0	0.00	0.00	0	0	0.00	0.00	0	0	0.00	0.00
12	SENPATI	11	6	29.11	19.04	16	7	30.45	14.07	56	32	226.60	106.01
13	TAMENGLONG	0	0	0.00	0.00	0	0	0.00	0.00	9	7	20.88	15.77
14	TENGNUPAL	0	0	0.00	0.00	0	0	0.00	0.00	4	1	24.38	15.94
15	THOUBAL	26	7	122.98	31.59	31	14	65.44	30.03	73	27	268.37	110.10
16	UKHRUL	3	3	6.47	6.47	5	5	5.68	5.68	11	8	26.46	21.70
Grand Total		289	166	1808.20	957.14	552	322	1863.53	1096.91	1306	672	7429.57	4179.48

Bankwise Financing under Overall, Rural & PMAY housing Report of Manipur during the FY-2024-2025 & O/S as on date 31.03.2025

(Amount in Rs.Lakhs)

Sl No.	Bank Name	Housing Loan (PS) O/S No	Housing Loan (PS) O/S Amount	Housing Loan (NPS) O/S No	Housing Loan (NPS) O/S Amount	Rural Housing Loan O/S No	Rural Housing Loan O/S Amount	Housing Loan Eligible under PMAY O/S No	Housing Loan Eligible under PMAY O/S Amount	Current Year Disburse d under PMAY No	Current Year Disburse d under PMAY Amount	PMAY O/S No	PMAY O/S Amount
1	BOB	217	2477.47	530	15410.87	0	0.00	0	0.00	0	0	0	0.00
2	BOI	202	2494.66	173	3840.43	0	0.00	0	0.00	0	0	0	0.00
3	BOM	63	1012.20	72	2560.23	6	146.00	0	0.00	0	0	0	0.00
4	CAN	74	700.74	96	2400.55	52	820.18	6	82.02	0	0	6	82.02
5	CBI	32	262.01	1	34.54	0	0.00	0	0.00	0	0	0	0.00
6	IND	12	143.95	225	6094.64	64	1738.81	2	12.97	0	0	2	12.97
7	IOB	132	2725.69	71	1346.75	0	0.00	0	0.00	0	0	1	15.72
8	PNB	615	5031.95	892	16248.92	0	0.00	0	0.00	0	0	0	0.00
9	PSB	183	1892.78	0	0.00	0	0.00	166	1782.41	0	0	166	1782.41
10	SBI	1572	19323.56	7321	121141.63	1992	49257.26	4	42.89	0	0	4	42.89
11	UCO	419	4217.39	178	5058.99	0	0.00	0	0.00	0	0	0	0.00
12	UNI	6	58.01	65	878.21	0	0.00	0	0.00	0	0	0	0.00
Public	Total	3527	40340.41	9624	175015.76	2114	51962.25	178	1920.29	0	0	179	1936.01
1	AXIS	98	218.34	19	803.97	0	0.00	0	0.00	0	0	0	0.00
2	BAND	0	0.00	0	0.00	0	0.00	0	0.00	0	0	0	0.00
3	HDFC	830	926.15	29	204.81	58	63.92	0	0.00	0	0	0	0.00
4	ICICI	34	493.80	538	16017.60	0	0.00	0	0.00	0	0	0	0.00
5	IDBI	54	648.07	173	3482.41	149	2050.72	0	0.00	0	0	0	0.00
6	INDUS	0	0.00	0	0.00	0	0.00	0	0.00	0	0	0	0.00
7	YES	0	0.00	0	0.00	0	0.00	0	0.00	0	0	0	0.00
Private	Total	1016	2286.36	759	20508.79	207	2114.64	0	0.00	0	0	0	0.00
1	NESFB	0	0.00	0	0.00	0	0.00	0	0.00	0	0	0	0.00
Small FB	Total	0	0.00	0	0.00	0	0.00	0	0.00	0	0	0	0.00
1	MRB	112	1585.41	167	5667.39	85	2251.76	0	0.00	0	0	0	0.00
RRB	Total	112	1585.41	167	5667.39	85	2251.76	0	0.00	0	0	0	0.00
1	MSCB	121	1819.84	0	0.00	0	0.00	0	0.00	0	0	0	0.00
Grand	Total	4776	46032.02	10550	201191.94	2406	56328.65	178	1920.29	0	0	179	1936.01

District wise Financing under Overall, Rural & PMAY housing report of Manipur during the FY 2024-2025 & O/S as on date 31.03.2025

(Amount in Rs.Lakhs)

Sl No.	District Name	Housing Loan (PS) O/S No	Housing Loan (PS) O/S Amount	Housing Loan (NPS) O/S No	Housing Loan (NPS) O/S Amount	Rural Housing Loan O/S No	Rural Housing Loan O/S Amount	Housing Loan Eligible under PMAY O/S No	Housing Loan Eligible under PMAY O/S Amount	Current Year Disbursed under PMAY No	Current Year Disbursed under PMAY Amount	PMAY O/S No	PMAY O/S Amount
1	BISHNUPUR	391	3381.69	496	8726.17	9	202.30	0	0.00	0	0	0	0.00
2	CHANDEL	52	679.37	116	1994.55	89	2170.41	0	0.00	0	0	0	0.00
3	CHURACHANDPUR	347	3892.34	1267	22778.51	740	16731.13	1	10.21	0	0	1	10.21
4	IMPHALEAST	787	5959.54	1179	24143.88	610	13735.39	98	1019.09	0	0	98	1019.09
5	IMPHALWEST	2249	21647.51	5295	105404.05	217	4899.82	62	654.22	0	0	62	654.22
6	JIRIBAM	3	20.06	8	151.34	0	0.00	0	0.00	0	0	0	0.00
7	KAKCHING	129	1673.78	412	8081.94	7	174.17	0	0.00	0	0	0	0.00
8	KAMJONG	0	0.00	0	0.00	0	0.00	0	0.00	0	0	0	0.00
9	KANGPOKPI	90	1261.00	265	4051.19	164	3815.01	0	0.00	0	0	0	0.00
10	NONEY	0	0.00	2	61.28	2	61.28	0	0.00	0	0	0	0.00
11	PHERZAWL	0	0.00	0	0.00	0	0.00	0	0.00	0	0	0	0.00
12	SENAPATI	140	1993.61	528	8972.53	378	9861.20	0	0.00	0	0	0	0.00
13	TAMENGLONG	8	104.03	8	147.28	0	0.00	0	0.00	0	0	0	0.00
14	TENGNUPAL	39	544.53	77	1408.34	65	1398.17	0	0.00	0	0	0	0.00
15	THOUBAL	531	4802.48	888	14849.46	125	3279.77	17	236.77	0	0	18	252.49
16	UKHRUL	10	72.08	9	421.42	0	0.00	0	0.00	0	0	0	0.00
Grand Total		4776	46032.02	10550	201191.94	2406	56328.65	178	1920.29	0	0	179	1936.01

Bankwise Priority Sector LOAN TO WEAKER SECTION O/S Report of Manipur as on date 31.03.2025

(Amount in Rs. Lakhs)

Sl No.	Bank Name	Small and Marginal Farmers No	Small and Marginal Farmers Amt	Schedule d Castes No	Schedule d Castes Amt	Schedule d Tribes No	Schedule d Tribes Amt	DRI scheme No	DRI scheme Amt	Self Help Groups No	Self Help Groups Amt	women beneficia ries No	women beneficia ries Amt	Minority communi ties No	Minority communi ties Amt	PMJDY No	PMJDY Amt	Others No	Others Amt	Tot Weaker Sec O/S No.	Tot Weaker Sec O/S Amt.
1	BOB	1637	3864.26	222	1461.86	2437	11984.99	0	0.00	265	327.28	1442	772.17	942	5503.60	12	0.47	0	0.00	6957	23914.63
2	BOI	6782	18259.28	26	66.61	256	656.47	0	0.00	154	214.79	671	359.44	154	431.48	0	0.00	0	0.00	8043	19988.07
3	BOM	86	244.61	22	108.90	85	613.46	0	0.00	65	6.96	177	325.89	14	113.99	20	1.21	6	16.07	475	1431.09
4	CAN	2598	4216.09	39	146.34	1294	2914.22	22	1.73	107	182.04	1029	576.69	1735	6754.64	519	0.23	196	727.37	7539	15519.35
5	CBI	553	1735.16	9	39.19	12	50.14	0	0.00	143	402.34	114	47.30	19	42.28	0	0.00	43	51.00	893	2367.41
6	IND	495	380.48	86	702.73	110	248.06	0	0.00	0	0.00	219	69.54	22	86.03	0	0.00	1	22.94	933	1509.78
7	IOB	69	138.02	1	1.48	24	118.72	0	0.00	0	0.00	17	13.08	20	48.12	0	0.00	7	8.10	138	327.52
8	PNB	20017	57428.63	4	2.60	62	24.40	0	0.00	0	0.00	2	0.79	0	0.00	0	0.00	58	192.95	20143	57649.37
9	PSB	53	58.78	93	96.69	335	1355.59	0	0.00	0	0.00	97	82.84	20	207.53	0	0.00	61	64.55	659	1865.98
10	SBI	9649	13220.40	1133	2271.38	284	2026.81	0	0.00	131	281.42	5148	1618.11	7921	22691.74	6	34790.11	2148	2665.03	26420	79565.00
11	UCO	441	107.40	286	408.91	2496	3903.79	0	0.00	56	90.22	1071	342.00	113	341.53	0	0.00	1232	1396.52	5695	6590.37
12	UNI	109	211.81	6	74.64	109	889.34	0	0.00	1	1.01	59	26.21	130	986.63	3	0.01	95	916.46	512	3106.11
Pub	Total	42489	99864.92	1927	5381.33	7504	24785.99	22	1.73	922	1506.06	10046	4234.06	11090	37207.57	560	34792.03	3847	6060.99	78407	213834.68
1	AXIS	1910	10929.68	38	136.32	107	260.06	0	0.00	0	0.00	794	92.75	148	759.19	0	0.00	3	15.09	3000	12193.09
2	BAND	87	30.29	2	0.92	7	3.09	0	0.00	0	0.00	5561	1476.43	0	0.00	0	0.00	0	0.00	5657	1510.73
3	HDFC	1025	2723.50	7	36.32	52	154.71	0	0.00	0	0.00	9922	1450.48	77	427.03	0	0.00	231	167.98	11314	4960.02
4	ICICI	5187	10799.76	6	307.15	26	229.81	0	0.00	0	0.00	149	91.62	50	823.18	0	0.00	0	0.00	5418	12251.52
5	IDBI	82	340.83	0	0.00	4	18.17	0	0.00	3	12.62	7	1.86	190	1012.88	0	0.00	54	297.99	340	1684.35
6	INDUS	0	0.00	0	0.00	0	0.00	0	0.00	0	0.00	0	0.00	0	0.00	0	0.00	0	0.00	0	0.00
7	YES	0	0.00	0	0.00	0	0.00	0	0.00	0	0.00	0	0.00	1	99.67	0	0.00	0	0.00	1	99.67
Priv	Total	8291	24824.06	53	480.71	196	665.84	0	0.00	3	12.62	16433	3113.14	466	3121.95	0	0.00	288	481.06	25730	32699.38
1	NESFB	0	0.00	0	0.00	0	0.00	0	0.00	0	0.00	0	0.00	0	0.00	0	0.00	76	4.43	76	4.43
Small FB	Total	0	0.00	0	0.00	0	0.00	0	0.00	0	0.00	0	0.00	0	0.00	0	0.00	76	4.43	76	4.43
1	MRB	17454	12840.39	426	548.58	2486	2577.05	0	0.00	2766	3283.45	8788	3592.71	4487	4064.99	71	1.79	0	0.00	36478	26908.96
RRB	Total	17454	12840.39	426	548.58	2486	2577.05	0	0.00	2766	3283.45	8788	3592.71	4487	4064.99	71	1.79	0	0.00	36478	26908.96
1	MSCB	2310	3303.45	1142	1872.98	1452	1495.87	0	0.00	682	564.68	1442	765.76	323	741.81	0	0.00	1254	788.53	8605	9533.08
Grand	Total	70544	140832.82	3548	8283.60	11638	29524.75	22	1.73	4373	5366.81	36709	11705.67	16366	45136.32	631	34793.82	5465	7335.01	149296	282980.53

Districtwise Priority Sector LOAN TO WEAKER SECTION O/S Report of Manipur as on date 31.03.2025

(Amount in Rs. Lakhs)

Sl No.	District Name	Small and Marginal Farmers No	Small and Marginal Farmers Amt	Schedule d Castes No	Schedule d Castes Amt	Schedule d Tribes No	Schedule d Tribes Amt	DRI scheme No	DRI scheme Amt	Self Help Groups No	Self Help Groups Amt	women beneficia ries No	women beneficia ries Amt	Minority communi ties No	Minority communi ties Amt	PMJDY No	PMJDY Amt	Others No	Others Amt	Tot Weaker Sec O/S No.	Tot Weaker Sec O/S Amt.
1	BISHNUPUR	10042	11798.28	650	892.72	116	324.98	0	0.00	581	470.38	5446	1944.45	681	882.03	31	0.70	1046	1106.59	18593	17420.13
2	CHANDEL	194	165.35	4	2.72	389	531.93	0	0.00	2	0.08	149	56.27	494	1005.20	0	0.00	116	132.96	1348	1894.51
3	CHURACHANDPUR	4455	13115.94	39	255.97	3061	8178.60	0	0.00	282	413.40	972	449.41	4010	12823.58	243	0.02	216	298.65	13278	35535.57
4	IMPHALEAST	9373	15269.75	174	498.26	785	3424.21	1	0.10	994	1293.70	9791	2610.29	970	3377.34	48	0.03	863	1022.59	22999	27496.27
5	IMPHALWEST	25434	50671.51	629	1989.91	1804	8106.59	5	0.35	893	1056.37	9997	3327.96	1497	8816.46	164	211.98	1720	2826.05	42143	77007.18
6	JIRIBAM	239	417.71	11	20.42	7	3.09	0	0.00	39	21.37	82	20.23	18	50.14	0	0.00	10	17.24	406	550.20
7	KAKCHING	3026	6633.35	1697	3702.74	170	251.39	0	0.00	244	246.21	1645	483.05	125	252.41	0	0.00	339	432.78	7246	12001.93
8	KAMJONG	14	14.73	0	0.00	15	5.96	0	0.00	0	0.00	44	15.43	96	84.50	0	0.00	1	2.01	170	122.63
9	KANGPOKPI	863	1657.16	73	352.77	742	1803.14	0	0.00	42	91.88	376	166.80	1288	3686.71	1	247.90	129	153.09	3514	8159.45
10	NONEY	678	1164.12	6	8.04	788	902.72	3	0.39	100	126.78	175	90.44	867	1090.39	1	0.00	9	13.59	2627	3396.47
11	PHERZAWL	0	0.00	0	0.00	0	0.00	0	0.00	0	0.00	0	0.00	0	0.00	0	0.00	0	0.00	0	0.00
12	SENAPATI	2602	4413.74	0	0.00	847	1839.26	0	0.00	96	232.12	912	440.47	2581	7199.63	0	0.00	176	228.46	7214	14353.68
13	TAMENGLONG	1772	9717.34	0	0.00	271	620.74	12	0.79	10	13.32	81	30.02	447	1368.63	4	0.00	27	26.72	2624	11777.56
14	TENGNOUNAL	914	1735.30	20	79.48	1041	1315.92	0	0.00	123	119.48	295	169.54	868	1011.81	4	4230.13	73	121.37	3338	8783.03
15	THOUBAL	9065	15780.53	244	466.42	123	209.25	1	0.10	913	1222.78	6509	1806.24	1932	2402.97	135	30103.06	633	773.05	19555	52764.40
16	UKHRUL	1873	8278.01	1	14.15	1479	2006.97	0	0.00	54	58.94	235	95.07	492	1084.52	0	0.00	107	179.86	4241	11717.52
Grand Total		70544	140832.82	3548	8283.60	11638	29524.75	22	1.73	4373	5366.81	36709	11705.67	16366	45136.32	631	34793.82	5465	7335.01	149296	282980.53

**Bankwise Progress under Finance to SC/ST Report of Manipur
during the FY-2024-2025 & O/S as on date 31.03.2025**

(Amount in Rs. Lakhs)

SI No.	Bank Name	SC Disb No.	SC Disb Amt.	SC O/S No.	SC O/S Amt.	ST Disb No.	ST Disb Amt.	ST O/S No.	ST O/S Amt.
1	BOB	92	534.50	222	1461.86	534	2623.43	2437	11984.99
2	BOI	6	17.09	30	85.14	96	141.40	467	2224.18
3	BOM	4	6.89	23	112.59	3	30.05	83	558.80
4	CAN	22	37.38	65	302.87	124	598.85	1594	6073.45
5	CBI	11	66.60	20	89.22	113	248.87	306	771.78
6	IND	28	145.61	216	1809.49	31	115.97	489	1592.63
7	IOB	0	0.00	19	53.79	2	34.84	99	1087.36
8	PNB	42	308.79	932	3679.88	528	4890.46	14570	50104.84
9	PSB	10	11.59	248	259.05	18	23.61	351	1411.40
10	SBI	1226	5941.16	2682	11581.77	458	4430.86	1107	7815.65
11	UCO	12	29.27	304	775.75	108	374.48	2746	6565.89
12	UNI	0	0.00	17	120.39	4	7.95	120	950.33
Pub	Total	1453	7098.88	4778	20331.80	2019	13520.77	24369	91141.30
1	AXIS	4	35.31	115	314.42	3	5.38	282	701.01
2	BAND	0	0.00	2	0.92	0	0.00	7	3.09
3	HDFC	0	0.00	7	36.32	0	0.00	52	154.71
4	ICICI	74	444.19	222	681.00	26	179.75	328	2365.96
5	IDBI	0	0.00	125	63.99	29	185.53	1407	5079.29
6	INDUS	0	0.00	0	0.00	0	0.00	0	0.00
7	YES	0	0.00	0	0.00	0	0.00	0	0.00
Priv	Total	78	479.50	471	1096.65	58	370.66	2076	8304.06
1	NESFB	0	0.00	33	0.18	0	0.00	89	1.70
Small FB	Total	0	0.00	33	0.18	0	0.00	89	1.70
1	MRB	2	75.94	426	548.58	8	120.93	2486	2577.05
RRB	Total	2	75.94	426	548.58	8	120.93	2486	2577.05
1	MSCB	201	442.70	1166	1904.30	10	52.15	1460	1544.85
Grand	Total	1734	8097.02	6874	23881.51	2095	14064.51	30480	103568.96

Districtwise Progress under Finance to SC/ST Report of Manipur during the FY 2024-2025 & O/S as on date 31.03.2025

(Amount in Rs.Lakhs)

Sl No.	District Name	SC Disb No	SC Disb Amt	SC O/S No	SC O/S Amt	ST Disb No	ST Disb Amt	ST O/S No	ST O/S Amt
1	BISHNUPUR	367	962.80	1106	2520.34	38	155.52	396	1785.74
2	CHANDEL	9	70.98	27	122.16	24	247.35	413	976.77
3	CHURACHANDPUR	34	396.20	148	682.28	627	3501.16	6128	26748.52
4	IMPHALEAST	107	663.17	438	1320.41	114	822.64	1215	6904.49
5	IMPHALWEST	381	2137.18	1635	5813.67	430	3737.25	11104	29106.44
6	JIRIBAM	8	59.34	46	215.01	3	21.25	97	273.46
7	KAKCHING	705	3241.15	2886	11056.91	36	242.81	411	1571.44
8	KAMJONG	3	11.69	5	28.81	8	0.09	19	16.09
9	KANGPOKPI	20	53.54	108	511.13	136	721.09	1208	3746.58
10	NONEY	4	33.15	13	62.83	31	244.53	853	1557.71
11	PHERZAWL	0	0.00	0	0.00	0	0.00	0	0.00
12	SENAPATI	6	56.08	40	143.67	216	1268.15	2044	6445.98
13	TAMENGLONG	0	0.00	4	24.89	94	1213.12	1956	10666.97
14	TENGNUPAL	10	63.86	58	269.68	79	404.49	1353	2563.17
15	THOUBAL	73	293.41	338	980.15	34	101.23	234	845.67
16	UKHRUL	7	54.47	22	129.57	225	1383.83	3049	10359.93
Grand Total		1734	8097.02	6874	23881.51	2095	14064.51	30480	103568.96

**Bankwise Progress under Loans disbursement to MINORITY COMMUNITIES
Report of Manipur during the FY-2024-2025 upto 31.03.2025**

(Amount in Rs. Lakhs)

Sl No.	Bank Name	CHRISTIANS		MUSLIMS		BUDDHISTS		SIKHS		ZORASTRIAN		JAINS		Tot Minority Disb	
		No	Amt	No	Amt	No	Amt	No	Amt	No	Amt	No	Amt	No	Amt
1	BOB	519	2749.10	187	1258.59	0	0.00	0	0.00	2	1.33	1	2.00	709	4011.02
2	BOI	419	1902.75	91	252.73	0	0.00	0	0.00	0	0.00	0	0.00	510	2155.48
3	BOM	16	208.00	3	34.00	0	0.00	0	0.00	0	0.00	0	0.00	19	242.00
4	CAN	178	556.69	60	93.47	3	16.00	3	73.00	0	0.00	6	9.00	250	748.16
5	CBI	2	0.54	294	1042.68	0	0.00	1	9.90	0	0.00	1	4.30	298	1057.42
6	IND	203	586.28	53	215.51	0	0.00	0	0.00	0	0.00	0	0.00	256	801.79
7	IOB	68	285.49	18	49.54	0	0.00	1	3.00	0	0.00	3	129.00	90	467.03
8	PNB	1988	18077.83	242	1988.67	0	0.00	0	0.00	0	0.00	0	0.00	2230	20066.50
9	PSB	13	28.07	1	0.79	0	0.00	0	0.00	0	0.00	0	0.00	14	28.86
10	SBI	13372	82640.30	2243	14565.17	11	207.16	25	169.56	1	0.01	4	42.38	15656	97624.58
11	UCO	401	1217.47	15	95.04	0	0.00	3	5.59	0	0.00	0	0.00	419	1318.10
12	UNI	63	217.65	12	13.94	0	0.00	3	21.70	0	0.00	0	0.00	78	253.29
Pub	Total	17242	108470.17	3219	19610.13	14	223.16	36	282.75	3	1.34	15	186.68	20529	128774.23
1	AXIS	145	400.91	136	366.15	6	43.46	30	84.40	0	0.00	6	12.84	323	907.76
2	BAND	10	23.28	31	39.40	0	0.00	0	0.00	0	0.00	0	0.00	41	62.68
3	HDFC	9	44.91	59	167.31	0	0.00	0	0.00	0	0.00	0	0.00	68	212.22
4	ICICI	85	495.91	281	1007.87	3	96.39	6	24.90	0	0.00	4	361.30	379	1986.37
5	IDBI	134	1038.60	11	40.80	0	0.00	0	0.00	0	0.00	0	0.00	145	1079.40
6	INDUS	0	0.00	0	0.00	0	0.00	0	0.00	0	0.00	0	0.00	0	0.00
7	YES	0	0.00	0	0.00	0	0.00	0	0.00	0	0.00	1	100.00	1	100.00
Priv	Total	383	2003.61	518	1621.53	9	139.85	36	109.30	0	0.00	11	474.14	957	4348.43
1	NESFB	21	49.11	0	0.00	0	0.00	0	0.00	0	0.00	0	0.00	21	49.11
Small FB	Total	21	49.11	0	0.00	0	0.00	0	0.00	0	0.00	0	0.00	21	49.11
1	MRB	386	414.79	300	298.87	0	0.00	0	0.00	0	0.00	0	0.00	686	713.66
RRB	Total	386	414.79	300	298.87	0	0.00	0	0.00	0	0.00	0	0.00	686	713.66
1	MSCB	17	101.67	35	114.06	0	0.00	0	0.00	0	0.00	0	0.00	52	215.73
Grand	Total	18049	111039.35	4072	21644.59	23	363.01	72	392.05	3	1.34	26	660.82	22245	134101.16

District wise Loans Disbursement to MINORITY COMMUNITIES report of Manipur during the FY 2024-2025 upto 31.03.2025

(Amount in Rs.Lakhs)

Sl No.	Bank Name	CHRISTIANS		MUSLIMS		BUDDHISTS		SIKHS		ZORASTRIANS		JAINS		Tot Minority Disb	
		No	Amt	No	Amt	No	Amt	No	Amt	No	Amt	No	Amt	No	Amt
1	BISHNUPUR	153	899.30	140	321.02	0	0.00	6	9.12	0	0.00	1	2.10	300	1231.54
2	CHANDEL	1317	8339.01	6	44.38	1	10.50	1	5.00	0	0.00	0	0.00	1325	8398.89
3	CHURACHANDPUR	5414	33872.86	197	798.62	4	103.39	1	7.73	0	0.00	0	0.00	5616	34782.60
4	IMPHALEAST	586	4315.01	594	3454.10	1	13.99	10	57.50	2	1.33	0	0.00	1193	7841.93
5	IMPHALWEST	2175	15225.13	1549	9795.13	10	108.46	26	213.16	0	0.00	24	642.01	3784	25983.89
6	JIRIBAM	22	140.55	32	204.13	0	0.00	1	13.50	0	0.00	0	0.00	55	358.18
7	KAKCHING	194	1146.32	99	609.69	1	11.59	15	31.75	0	0.00	0	0.00	309	1799.35
8	KAMJONG	111	363.00	2	19.25	0	0.00	0	0.00	0	0.00	1	16.71	114	398.96
9	KANGPOKPI	2015	12243.78	16	119.18	1	0.58	7	41.50	0	0.00	0	0.00	2039	12405.04
10	NONEY	289	1402.52	0	0.00	0	0.00	0	0.00	0	0.00	0	0.00	289	1402.52
11	PHERZAWL	0	0.00	0	0.00	0	0.00	0	0.00	0	0.00	0	0.00	0	0.00
12	SENAPATI	3445	15766.88	99	304.95	3	99.50	0	0.00	0	0.00	0	0.00	3547	16171.33
13	TAMENGLONG	399	4478.30	1	4.03	1	7.00	0	0.00	0	0.00	0	0.00	401	4489.33
14	TENGNOUNPAL	573	3167.45	89	733.95	0	0.00	0	0.00	0	0.00	0	0.00	662	3901.40
15	THOUBAL	125	456.02	1236	5110.15	1	8.00	3	7.40	1	0.01	0	0.00	1366	5581.58
16	UKHRUL	1231	9223.22	12	126.01	0	0.00	2	5.39	0	0.00	0	0.00	1245	9354.62
Grand Total		18049	111039.35	4072	21644.59	23	363.01	72	392.05	3	1.34	26	660.82	22245	134101.16

**Bankwise Progress under Loans outstanding to MINORITY COMMUNITIES Report of Manipur as on date
31.03.2025**

(Amount in Rs. Lakhs)

Sl No.	Bank Name	CHRISTIANS		MUSLIMS		BUDDHISTS		SIKHS		ZORASTRIANS		JAINS		Tot Minority Disb	
		No	Amt	No	Amt	No	Amt	No	Amt	No	Amt	No	Amt	No	Amt
1	BOB	202	1594.38	736	3898.71	1	4.44	2	3.13	1	2.95	0	0.00	942	5503.61
2	BOI	545	2675.34	127	298.39	0	0.00	1	1.06	0	0.00	0	0.00	673	2974.79
3	BOM	67	577.83	19	169.29	0	0.00	0	0.00	0	0.00	0	0.00	86	747.12
4	CAN	1438	6000.66	174	292.96	12	59.22	110	392.92	0	0.00	1	8.88	1735	6754.64
5	CBI	6	18.62	1571	4106.80	0	0.00	1	9.69	0	0.00	1	4.32	1579	4139.43
6	IND	539	2031.30	59	315.35	0	0.00	0	0.00	0	0.00	0	0.00	598	2346.65
7	IOB	311	1637.15	49	142.19	0	0.00	0	0.00	0	0.00	24	313.78	384	2093.12
8	PNB	14568	50418.13	1311	5785.50	2	3.72	0	0.00	0	0.00	1	2.73	15882	56210.08
9	PSB	378	1306.80	18	27.68	0	0.00	3	5.27	0	0.00	5	11.48	404	1351.23
10	SBI	35922	198273.65	5993	31241.13	46	450.72	96	505.35	3	29.50	5	31.38	42065	230531.73
11	UCO	3284	7606.73	157	633.22	1	3.15	21	91.41	0	0.00	0	0.00	3463	8334.51
12	UNI	143	1172.25	26	119.63	0	0.00	3	59.85	0	0.00	0	0.00	172	1351.73
Pub	Total	57403	273312.84	10240	47030.85	62	521.25	237	1068.68	4	32.45	37	372.57	67983	322338.64
1	AXIS	579	1912.13	374	820.51	4	29.34	133	339.43	0	0.00	6	13.66	1096	3115.07
2	BAND	209	84.40	191	93.30	0	0.00	0	0.00	0	0.00	4	0.66	404	178.36
3	HDFC	304	331.83	1097	487.02	0	0.00	4	5.35	0	0.00	1	5.24	1406	829.44
4	ICICI	351	2464.34	291	1855.66	26	371.63	10	53.63	0	0.00	4	115.76	682	4861.02
5	IDBI	19	4944.02	19	108.21	0	0.00	0	0.00	0	0.00	0	0.00	38	5052.23
6	INDUS	0	0.00	0	0.00	0	0.00	0	0.00	0	0.00	0	0.00	0	0.00
7	YES	0	0.00	0	0.00	0	0.00	0	0.00	0	0.00	1	99.67	1	99.67
Priv	Total	1462	9736.72	1972	3364.70	30	400.97	147	398.41	0	0.00	16	234.99	3627	14135.79
1	NESFB	77	133.84	13	15.22	0	0.00	0	0.00	0	0.00	1	1.38	91	150.44
Small FB	Total	77	133.84	13	15.22	0	0.00	0	0.00	0	0.00	1	1.38	91	150.44
1	MRB	2461	2576.70	2026	1488.29	0	0.00	0	0.00	0	0.00	0	0.00	4487	4064.99
RRB	Total	2461	2576.70	2026	1488.29	0	0.00	0	0.00	0	0.00	0	0.00	4487	4064.99
1	MSCB	1600	1824.05	166	256.69	0	0.00	0	0.00	0	0.00	0	0.00	1766	2080.74
Grand	Total	63003	287584.15	14417	52155.75	92	922.22	384	1467.09	4	32.45	54	608.94	77954	342770.60

District wise Loans Outstandings to MINORITY COMMUNITIES report of Manipur as on date 31.03.2025

(Amount in Rs. Lakhs)

Sl No.	Bank Name	CHRISTIANS		MUSLIMS		BUDDHISTS		SIKHS		ZORASTRIAN		JAINS		Tot Minority	
		No	Amt	No	Amt	No	Amt	No	Amt	No	Amt	No	Amt	No	Amt
1	BISHNUPUR	727	3305.71	671	1246.36	6	85.69	35	172.38	0	0.00	1	2.10	1440	4812.24
2	CHANDEL	3956	19078.99	19	105.88	2	15.22	0	0.00	0	0.00	0	0.00	3977	19200.09
3	CHURACHANDPUR	14853	80607.82	996	4064.65	22	245.73	9	17.93	0	0.00	0	0.00	15880	84936.13
4	IMPHALEAST	2367	12810.98	2385	7404.62	6	49.20	56	276.16	0	0.00	6	12.86	4820	20553.82
5	IMPHALWEST	14382	53486.75	5124	23034.36	27	226.33	162	643.58	1	2.95	43	565.00	19739	77958.97
6	JIRIBAM	154	547.39	154	345.28	1	7.25	3	17.60	0	0.00	0	0.00	312	917.52
7	KAKCHING	863	3202.10	238	1092.03	2	17.31	61	80.65	0	0.00	0	0.00	1164	4392.09
8	KAMJONG	233	746.52	5	30.63	0	0.00	0	0.00	0	0.00	1	16.82	239	793.97
9	KANGPOKPI	5456	26322.39	206	833.82	3	12.91	13	60.85	0	0.00	1	6.69	5679	27236.66
10	NONEY	1123	2848.87	3	4.58	0	0.00	1	1.23	0	0.00	0	0.00	1127	2854.68
11	PHERZAWL	0	0.00	0	0.00	0	0.00	0	0.00	0	0.00	0	0.00	0	0.00
12	SENAPATI	9034	41795.14	312	938.88	14	233.80	9	66.96	0	0.00	0	0.00	9369	43034.78
13	TAMENGLONG	2158	11299.53	14	62.05	1	6.52	0	0.00	0	0.00	0	0.00	2173	11368.10
14	TENGNUPAL	2591	8821.71	225	1438.35	3	11.61	3	9.66	0	0.00	0	0.00	2822	10281.33
15	THOUBAL	448	1558.43	4033	11333.16	4	10.65	27	99.72	2	22.49	2	5.47	4516	13029.92
16	UKHRUL	4658	21151.82	32	221.10	1	0.00	5	20.37	1	7.01	0	0.00	4697	21400.30
Grand Total		63003	287584.15	14417	52155.75	92	922.22	384	1467.09	4	32.45	54	608.94	77954	342770.60

Bankwise Progress under PMJDY Report of Manipur as on date 31.03.2025

(Amount in Rs. Lakhs)

Sl No.	Bank Name	Rural No	Urban No	Male No	Female No	Total PMJDY No.	No of Zero Balance A/c	Amt Deposits held in the A/c	No of Rupay Card Issued	No of Rupay Card Activated	No of Aadhaar Seeded
1	BOB	21553	18407	17499	22459	39958	1616.00	1372.6	13183	3910	30098
2	BOI	0	0	537	284	821	819.00	26.26	809	0	0
3	BOM	0	6345	3226	3119	6345	1914.00	382.33	4600	4600	4600
4	CAN	11978	7781	8914	10845	19759	3443.00	681.07	8465	1746	15529
5	CBI	15536	44862	25848	34550	60398	1217.00	1307.98	28350	28350	49867
6	IND	436	12755	5177	8011	13188	464.00	143.09	2583	1308	11517
7	IOB	5527	5161	5552	5136	10688	10688.00	261.08	10368	9461	8614
8	PNB	41211	229859	119271	151795	271066	80767.00	4629.42	229125	90537	192638
9	PSB	4933	6585	6867	4651	11518	23.00	206.44	8795	7692	7342
10	SBI	169202	168197	143512	193821	337333	6617.00	12290.68	344473	50943	207845
11	UCO	44197	9546	23484	30227	53711	5629.00	1803.14	28538	19817	44637
12	UNI	8	9371	3037	6342	9379	2038.00	181.08	6772	4259	7933
Pub	Total	314581	518869	362924	471240	834164	115235.00	23285.17	686061	222623	580620
1	AXIS	1173	6016	2728	4461	7189	389.00	282.07	4599	2036	5652
2	BAND	106	126	79	93	172	85.00	3.61	206	93	35
3	HDFC	2912	2553	2394	3071	5465	1674.00	160.19	5465	1990	2857
4	ICICI	1024	1046	717	1353	2070	168.00	43.38	2002	212	526
5	IDBI	569	1714	1028	1255	2283	485.00	46.7	1408	0	1887
6	INDUS	1	1439	504	936	1440	28.00	21.23	1288	595	1227
7	YES	0	61	20	41	61	0.00	1.86	61	48	59
Priv	Total	5785	12955	7470	11210	18680	2829.00	559.04	15029	4974	12243
1	NESFB	0	0	0	0	0	0.00	0	0	0	0
Small FB	Total	0	0	0	0	0	0.00	0	0	0	0
1	MRB	248872	4145	103666	148452	252118	50811.00	6693.02	179594	46506	198605
RRB	Total	248872	4145	103666	148452	252118	50811.00	6693.02	179594	46506	198605
1	MSCB	21736	3319	9848	15207	25055	6760.00	147.82	3735	3419	4216
Grand	Total	590974	539288	483908	646109	1130017	175635.00	30685.05	884419	277522	795684

District wise progress under PMJDY report of Manipur as on date 31.03.2025

(Amount in Rs.Lakhs)

Sl No.	District Name	Rural No	Urban No	Male No	Female No	Total PMJDY No.	No of Zero Balance A/c	Amt Deposits held in the A/c	No of Rupay Card Issued	No of Rupay Card Activated	No of Aadhaar Seeded
1	BISHNUPUR	96359	59706	61764	94071	155835	26025.00	2849.34	119477	35613	115192
2	CHANDEL	11886	0	5434	6448	11882	804.00	513.5	11051	3176	8887
3	CHURACHANDPUR	99181	3664	47459	55363	102822	13412.00	4605.04	76477	20660	71108
4	IMPHALEAST	100268	49578	60109	89637	149746	23981.00	3591.95	111337	37865	108711
5	IMPHALWEST	49713	208203	103949	153655	257604	31091.00	6986.11	202472	78871	198628
6	JIRIBAM	18593	0	7877	10656	18533	3752.00	542.86	15425	7607	16232
7	KAKCHING	30618	51781	35016	47312	82328	13102.00	1376.87	61557	17212	61157
8	KAMJONG	2229	0	1120	1108	2228	52.00	108.61	2400	448	1410
9	KANGPOKPI	27014	1648	14050	14606	28656	4547.00	1073.95	19016	6528	15017
10	NONEY	11594	0	6079	5483	11562	1918.00	593.57	10333	2675	7698
11	PHERZAWL	0	0	0	0	0	0.00	0	0	0	0
12	SENAPATI	37741	0	17415	20296	37711	1908.00	1746.54	40817	9688	23055
13	TAMENGLONG	4972	20397	13482	11887	25369	7232.00	592.7	24671	11216	15256
14	TENGNUPAL	10417	6030	7420	9014	16434	2753.00	615.7	17685	5265	12251
15	THOUBAL	84317	73446	66836	91574	158410	24457.00	2748.72	116468	23585	104925
16	UKHRUL	6072	64835	35898	34999	70897	20601.00	2739.59	55233	17113	36157
Grand Total		590974	539288	483908	646109	1130017	175635.00	30685.05	884419	277522	795684

Bankwise Progress under SOCIAL SECURITY SCHEME Report of Manipur as on date 31.03.2025

SI No.	Bank Name	Enrolment under PMJJBY	eligible cases under PMJJBY	renewals under PMJJBY	Enrolment under PMSBY	eligible cases under PMSBY	renewals under PMSBY	Enrolment under APY	Total Enrolment No.
1	BOB	3130	6389	3130	14285	19998	14285	2733	20148
2	BOI	6899	34009	5545	19125	38302	10151	238	26262
3	BOM	1891	2799	1735	2241	2036	1688	181	4313
4	CAN	4539	59796	3540	14604	81667	12951	2822	21965
5	CBI	3441	93602	1990	11715	130831	8876	235	15391
6	IND	2319	2119	1160	7123	7014	2355	971	10413
7	IOB	3275	11165	3052	4053	19534	3702	23	7351
8	PNB	77932	448668	10584	242505	609242	30831	47041	367478
9	PSB	2668	2668	2349	12894	12894	11915	1459	17021
10	SBI	200330	467193	69037	337651	791761	191635	15554	553535
11	UCO	5659	133641	2932	13593	184686	8659	1971	21223
12	UNI	485	12352	423	1760	16684	1661	82	2327
Pub	Total	312568	1274401	105477	681549	1914649	298709	73310	1067427
1	AXIS	261	59567	138	708	72298	390	3083	4052
2	BAND	0	25556	0	0	33527	0	112	112
3	HDFC	1618	24352	382	7645	28212	1867	1409	10672
4	ICICI	21	32111	125	3809	45132	150	4	3834
5	IDBI	1516	9773	299	3091	11546	902	942	5549
6	INDUS	41	6767	13	397	6552	175	10	448
7	YES	1	2385	0	11	2814	6	1	13
Priv	Total	3458	160511	957	15661	200081	3490	5561	24680
1	NESFB	0	0	0	0	0	0	0	0
Small FB	Total	0	0	0	0	0	0	0	0
1	MRB	48579	100002	103849	109648	148676	366356	12768	170995
RRB	Total	48579	100002	103849	109648	148676	366356	12768	170995
1	MSCB	818	1396	435	3799	5565	2879	0	4617
Grand	Total	365423	1536310	210718	810657	2268971	671434	91639	1267719

**District wise progress under SOCIAL SECURITY SCHEME report of
Manipur as on date 31.03.2025**

Sl No.	District Name	Enrolment under PMJJBY	eligible cases under PMJJBY	renewals under PMJJBY	Enrolment under PMSBY	eligible cases under PMSBY	renewals under PMSBY	Enrolment under APY	Total Enrolment No.
1	BISHNUPUR	35664	135006	23390	81277	201138	86913	9416	126357
2	CHANDEL	4564	21146	2270	6855	33800	5943	301	11720
3	CHURACHANDPUR	35946	154305	13040	35490	230554	39807	4303	75739
4	IMPHALEAST	44807	201723	34652	123452	290748	130319	14113	182372
5	IMPHALWEST	106229	456802	56721	286422	681665	175863	31879	424530
6	JIRIBAM	7312	35699	1894	11814	46557	2782	3073	22199
7	KAKCHING	21486	92072	11214	40257	137788	42207	4780	66523
8	KAMJONG	867	2401	377	3934	4236	1263	63	4864
9	KANGPOKPI	16012	39513	6851	60850	62092	12547	1466	78328
10	NONEY	2968	13500	4074	5196	16478	14562	862	9026
11	PHERZAWL	0	0	0	0	0	0	0	0
12	SENAPATI	21153	76592	8332	32000	109390	21744	2564	55717
13	TAMENGLONG	6230	35031	1427	31597	53804	4757	3631	41458
14	TENGNUPAL	8690	25266	8165	8461	37159	17037	1606	18757
15	THOUBAL	30607	158233	31076	61166	235070	95194	8941	100714
16	UKHRUL	22888	89021	7235	21886	128492	20496	4641	49415
Grand Total		365423	1536310	210718	810657	2268971	671434	91639	1267719

Bankwise Progress under DIGITAL TRANSACTION Report of Manipur during the FY-2024-2025 upto date 31.03.2025

(Rs. In Lakhs)

Sl No.	Bank Name	BHIM/UPI A/c	BHIM/UPI Amt.	BHIM Aadhaar A/C	BHIM Aadhaar Amt.	Bharat QR Code A/C	Bharat QR Code Amt.	IMPS A/C	IMPS Amt.	Cards (Debit & Credit) A/C	Cards (Debit & Credit) Amt.	USSD A/C	USSD Amt.
1	BOB	12861095	249284.67	0	0.00	0	0	76369	20061.06	705264	26983.07	1825	19.92
2	BOI	336585	7691.05	3	0.11	0	0	3760	319.19	9332	30.06	0	0.00
3	BOM	3012	784.41	1888	473.02	245	318.26	2286	848.26	4059	1057.40	0	0.00
4	CAN	16545435	201269.91	0	0.00	0	0	60	30.95	232749	11094.18	438	4.79
5	CBI	23850	42851.12	20	0.42	0	0	4528	5209.05	8600	4988.02	0	0.00
6	IND	2410208	39514.37	0	0.00	0	0	138405	10155.78	131694	5257.97	0	0.00
7	IOB	749	528.07	0	0.00	249	231.18	2016	1071.96	6209	482.42	0	0.00
8	PNB	12263791	279733.28	177	10.10	0	0	150396	20560.78	574971	34705.37	0	0.00
9	PSB	69908	9531.42	0	0.00	0	0	6122	1668.67	139924	17464.02	0	0.00
10	SBI	139890747	2632511.96	239	10.61	0	0	2261	62.47	33397	614.61	1089360	29443.84
11	UCO	4563812	88570.50	0	0.00	0	0	210553	24810.67	184611	10657.55	0	0.00
12	UNI	523233	10505.58	28	0.17	0	0	8374	1090.27	1485	5.20	0	0.00
Public	Total	189492425	3562776.34	2355	494.43	494	549.44	605130	85889.11	2032295	113339.87	1091623	29468.55
1	AXIS	48076	564109.60	0	0.00	21976	5983.3	12155	7562886.27	16173	9253.50	0	0.00
2	BAND	2551541	64651.79	0	0.00	5925	75.51	142532	10381.85	5922	298.28	0	0.00
3	HDFC	19138783	694717.73	0	0.00	497	62.77	616913	161671.17	515251	19631.80	0	0.00
4	ICICI	12395	64169.91	0	0.00	3905	240.32	6702	30951.44	2969	2486.44	0	0.00
5	IDBI	0	0.00	316	7.23	0	0	3556	1553.00	125	4.00	0	0.00
6	INDUS	1519583	71917.77	0	0.00	0	0	249703	54018.72	1082	8.33	0	0.00
7	YES	387693	15748.89	25	0.52	5511	183.06	42210	9122.27	26601	853.22	0	0.00
Private	Total	23658071	1475315.69	341	7.75	37814	6544.96	1073771	7830584.72	568123	32535.57	0	0.00
1	NESFB	0	0.00	0	0.00	0	0	1529	1809.60	3994	18.75	0	0.00
Small FB	Total	0	0.00	0	0.00	0	0	1529	1809.60	3994	18.75	0	0.00
1	APBL	1796	22354.55	1796	22354.55	0	0	341	24.32	0	0.00	0	0.00
Payment B	Total	1796	22354.55	1796	22354.55	0	0	341	24.32	0	0.00	0	0.00
1	MRB	93615	167486.72	136577	24359.00	328	723.1	57376	5429.57	747980	10078.53	0	0.00
RRB	Total	93615	167486.72	136577	24359.00	328	723.1	57376	5429.57	747980	10078.53	0	0.00
1	MSCB	0	0.00	0	0.00	0	0	5158	807.44	21924	856.35	0	0.00
Grand	Total	213245907	5227933.30	141069	47215.73	38636	7817.5	1743305	7924544.76	3374316	156829.07	1091623	29468.55

District wise progress under DIGITAL TRANSACTION report of Manipur during the FY 2024-2025 upto date 31.03.2025

(Amount in Rs.Lakhs)

Sl No.	District Name	BHIM/UPI A/c	BHIM/UP I Amt.	BHIM Aadhaar A/C	BHIM Aadhaar Amt.	Bharat QR Code A/C	Bharat QR Code Amt.	IMPS A/C	IMPS Amt.	Cards (Debit & Credit) A/C	Cards (Debit & Credit) Amt.	USSD A/C	USSD Amt.
1	BISHNUPUR	11426244	302791.3	35025	9860.22	1572	568.45	93270	317562.03	272216	8519.04	65646	1682.92
2	CHANDEL	3807852	63389.82	55	350.73	12	0.28	8723	855.25	10492	439.68	35318	1092.05
3	CHURACHANDPUR	22601909	470218.1	1553	286.34	1216	486.93	84522	648106.14	176840	7895.55	124105	2972.86
4	IMPHALEAST	29580465	798961.7	31631	9801.75	7093	1716.51	411602	1494781.26	619885	34818.05	118819	3075.75
5	IMPHALWEST	75502198	2018049	12922	7449.38	19547	3515.59	768717	3247841.67	1511542	76762.71	412533	11800.95
6	JIRIBAM	3594166	63302.1	59	532.2	3921	20.7	17729	2476.62	30132	1605.73	5024	183.59
7	KAKCHING	8546933	226748	15923	3415.12	1860	506.95	101119	665016.87	140832	4691.1	53051	1151.91
8	KAMJONG	571343	10023.88	4	0.3	0	0	0	0	391	4.76	2835	67.68
9	KANGPOKPI	10387477	196899.3	156	8.54	60	59.76	24191	6205.58	45239	1691.02	68984	1924.54
10	NONEY	1292133	31408.95	4127	926.86	4	22.6	2417	375.42	30047	412.92	4441	142.96
11	PHERZAWL	10	34.74	10	34.74	0	0	1	0	0	0	0	0
12	SENAPATI	12093002	282111.2	6	0.54	1162	297.08	42996	383851.65	41612	2615.79	66124	1731.92
13	TAMENGLONG	2113331	44849.94	111	237.38	0	0	7999	1605.84	46394	2177.86	1645	50.01
14	TENGNOUNPAL	3214759	82157.86	1372	425.36	329	221.1	12851	556926.34	33727	1184.44	25965	724.58
15	THOUBAL	20875860	473130.6	35643	13168.35	1860	401.55	137773	592741.89	352138	10747.71	71903	1878.56
16	UKHRUL	7638225	163856.8	2472	717.92	0	0	29395	6198.2	62829	3262.71	35230	988.27
Grand Total		213245907	5227933	141069	47215.73	38636	7817.5	1743305	7924544.76	3374316	156829.1	1091623	29468.55

Status of RSETIs in Manipur as on 31 March 2025

Progress in Rural Self-Employment Institute (RSETI): Churachandpur
Sponsoring Bank : State Bank of India

Name of Bank/ FI	State Bank of India	
District	Churachandpur	
Training Programme	Current Financial Year	Cumulative
No. of training Programme	30	229
No. of Trainee	978	5212
Settlement		
With Bank Finance	539	2144
With Self Finance	220	1464
Wage Employment	0	37
Total Settlement	759	3645
Settlement %	77.61%	69.93%

Progress in Rural Self-Employment Institute (RSETI): Kakching
Sponsoring Bank : Punjab National Bank

Name of Bank/ FI	Punjab National Bank	
District	Kakching	
Training Programme	Current Financial Year	Cumulative
No. of training Programme	21	56
No. of Trainee	747	1539
Settlement		
With Bank Finance	278	854
With Self Finance	248	164
Wage Employment		
Total Settlement	526	1019
Settlement %	72.9%	65.90%

Progress in Rural Self-Employment Institute (RSETI): Imphal West
Sponsoring Bank : State Bank Of India

Name of Bank/ FI	State Bank of India	
District	Imphal West	
Training Programme	Current Financial Year	Cumulative
No. of training Programme	32	400
No. of Trainee	939	1009
Settlement		
With Bank Finance	400	400
With Self Finance	317	317
Wage Employment		
Total Settlement	717	740
Settlement %	76.35%	73.33%

Financial literacy initiatives by Banks:

A. Setting up of CFL (Centre for Financial Literacy):

All 24 CFLs have been operationalised in the State

S. No.	District	Sponsor Bank	Base Block/CFL	Remarks
1	Bishnupur	PNB	Moirang	Launched
2	Chandel	SBI	Chandel	Launched
3		SBI	Khangbarol TD	Launched
4	Churachandpur	SBI	Lamka South TD	Launched
5		SBI	Lanva TD	Launched
6		SBI	Suangdoh TD	Launched
7		SBI	Samulamlan TD	Launched
8	Imphal East	PNB	Keirao Bitra	Launched
9	Imphal West	SBI	HaorangSabal	Launched
10	Jiribam	PNB	Jiribam CD	Launched
11	Kakching	SBI	Kakching	Launched
12	Kamjong	PNB	Kamjong TD	Launched
13	Kangpokpi	SBI	Kangpokpi	Launched
14		SBI	Saikul TD	Launched
15		SBI	Kangchup Geljang TD	Launched
16	Noney	PNB	Longmai(Noney) TD	Launched
17	Pherzawl	SBI	Tipaimukh TD	Launched
18	Senapati	SBI	Tadubi	Launched
19		SBI	Purul TD	Launched
20	Tamenglong	PNB	Tamenglong	Launched
21	Tengnoupal	PNB	Tengnoupal	Launched
22	Thoubal	SBI	Thoubal CD	Launched
23	Ukhrul	PNB	Ukhrul	Launched
24		PNB	Jessami TD	Launched

Financial Literacy Camps Conducted by CFL			
Sl. No.	Quarter	No of Programmes	No of participants
1	Jun-24	2048	43379
2	Sep-24	1210	34509
3	Dec-24	343	10138
4	Mar-25	895	21739
Total		4496	109765

REPORT ON CONDUCT OF CAMPS BY RURAL BRANCHES OF BANKS	
State	Manipur
Year	2024-25

SL. No.	District	No of rural branches in district	June 2024 Qtr	Sept. 2024 Qtr	Dec 2024 Qtr	March 2025 Qtr
			No of camps conducted during the quarter	No of camps conducted during the quarter	No of camps conducted during the quarter	No of camps conducted during the quarter
1	BISHNUPUR	4	9	10	7	17
2	CHANDEL	4	12	1	14	5
3	CHURACHANDPU	19	3	8	32	3
4	IMPHAL EAST	27	18	31	48	51
5	IMPHAL WEST	14	36	5	8	2
6	JIRIBAM	4	6	2	5	5
7	KAKCHING	1	6	1	28	4
8	KAMJONG	2	1	0	1	1
9	KANGPOKPI	14	7	10	14	14
10	NONEY	4	2	10	5	5
11	PHERZAWL	0	NIL		0	0
12	SENAPATI	14	14	16	24	14
13	TAMENGLONG	3	2	1	0	1
14	TENGNOUNPAL	3	9	3	8	3
15	THOUBAL	8	12	5	28	10
16	UKHRUL	5	9	2	2	5
Total		126	146	105	224	140

Total Camps conducted during the FY 2024-2025 =615

REPORT ON CONDUCT OF CAMPS BY FLC (Financial Literacy Counselors)					
State		Manipur			
Year		2024-25			
	Quarter	SPECIAL CAMPS		TARGET GROUP SPECIFIC CAMPS	
		No.of Camps	No. of Peticipants	No.of Camps	No. of Peticipants
1	Jun-24	19	960	44	1834
2	Sep-24	20	1041	58	2371
3	Dec-24	26	1008	62	2714
4	Mar-25	19	968	52	2726
Total		84	3977	216	9645

Opening of Bank branches in Unbanked Blocks in Manipur

As decided in the SLBC, Sub-committee meeting held on 14.02.2013 at the Conference Hall of Manipur Secretariat, the following Banks have been allotted to open their Branches in the unbanked blocks as given below.

In the last combined SLBC meeting for December Quarter 2024 held on 18^h March 2025 under the Chairmanship of the Chief Secretary, Government of Manipur reviewed the progress of opening branches in Unbanked blocks and Unbanked ULBs. Approved minutes of the meeting have been circulated to all members of the committee. Member Banks /Dept. have been advised to submit their action taken reports. The present status is as under:

Sl No	District	Name & Block	Centre	Allotted Bank	Remarks/ Status
1	Kangpokpi	Island TD	Island	IOB	Opened
2	Kangpokpi	Saitu Gamphazol TD	Saitu Gmaphazol	PNB	Opened
3	Chandel	Khenjoy TD	Khenjoy	ICICI	Opened
4	Tengnoupal	Machi TD	Machi	BOB	Opened
5	Tengnoupal	Tengnoupal TD	Tengnoupal	MRB	Opened
6	Tamenglong	Tamei TD	Tamei	SBI	Opened
7	Noney	Nungba TD	Nungba	MRB	Opened
8	Churachandpur	Lamka South TD	Lamka	MRB	Opened
9	Churachandpur	Samulamlan TD	Samulamlan	PNB	Opened
10	Churachandpur	Lanva TD	Pearsonmun	SBI	Opened
11	Churachandpur	Saikot TD	Saikot	MSCB	Opened
12	Pherzawl	Thanlon TD	Thanlon	SBI	Opened
13	Noney	Khoupum TD	Khoupum	UCO	Opened
14	Kamjong	Phungyar TD	Phungyar	CBI	Opened

15	Ukhrul	Lungchungmaphei TD	Lungchungmaphei	BOB	Opened
16	Senapati	Phaibung Khullen TD	Phaibung Khullen	UCO	Opened
17	Senapati	Paomata TD	Paomata	SBI	opened
18	Ukhrul	Chingai TD	Chingai	BOB	Not Opened.
19	Kamjong	Kasom Khullen TD	Kasom Khullen	PSB	Not Opened.
20	Senapati	Wilong TD	Wilong	BOB	Not Opened.
21	Senapati	Purul TD	Purul	Indian Bank	Not opened.
22	Kangpokpi	T Waichong TD	T.Waichong	PSB	Not opened
23	Tamenglong	Tousem TD	Tousem	PNB	Not opened.
24	Churachandpur	Henglep TD	Henglep (S.Kholian-site changed)	ICICI	Not opened.
25	Churachandpur	Sangaikot TD	Sangaikot	AXIS	Not opened.
26	Pherzawl	Vangai Range TD	Vangai Range	SBI	Not opened.
27	Pherzawl	Tipaimukh TD	Tipaimukh	SBI	Not opened.

All allotted banks were advised to expedite the process of opening the branch in the allotted blocks in the last sub-committee meeting.

Total unbanked blocks identified as on 14.02.2013 : 27

Opened as on 31.12.2024 :17

Pending as on 31.12.2024 :10

In the "Review Meeting of Unbanked Blocks and DBT implementation in the State" held on 26-05-2020, 12 new Unbanked Blocks were allotted Banks for opening branches, and in 62th SLBC meeting held on 9th June 2020 Lungtin Block was re-allotted to PNB.

The progress was reviewed in the last SLBC Sub-Committee meeting on Unbanked Blocks for September Quarter 2024, held on 27th November 2024.

NEW UNBANKED BLOCKS

Sl No	District	Name & Block	Name of the Bank	Remarks/ Present Status
1	Kangpokpi	Kangchup Geljang	SBI	opened
2	Churachandpur	Kangvai	ICICI	opened
3	Noney	Haochong	HDFC	opened
4	Jiribam	Bokobekra	HDFC	Not opened.
5	Kangpokpi	Champhai	PNB	Not opened.

6	Kangpokpi	Lhungtin		
7	Kangpokpi	Bungte Chiru	PSB	Not opened.
8	Ukhrul	Jessami	SBI	Not opened.
9	Kamjong	Shahanphung	BOI	Not opened.
10	Chandel	Khangbarol	Canara Bank	Not opened.
11	Churachandpur	Mualnuam	AXIS Bank	Not opened.
12	Churachandpur	Suangdoh	PNB	Not opened.

Allocation of Bank for opening branches at unbanked towns/ULBs in Manipur

Sl. No	Name of the ULB	District	Population (2011 Census)	Name of the Bank	Opening Status
A. Municipal Councils					
1	Sugnu MC	Kakching	5132	SBI	opened
2	Lamlai MC	Imphal East	4601	Yes Bank	opened
3	Kakching Khunou MC	Kakching	11379	SBI	opened.
4	Kwakta MC	Bishnupur	8579	BOI	Not opened.
5	Shikhong Sekmai MC	Thoubal	7390	Indusind Bank	Not opened.
B. NAGAR PANCHAYAT					
6	Samurou NP	Imphal West	16582	BOI	Not opened.
7	Thongkhong Laxmi NP	Imphal West	14878	PNB	Not opened.
8	Lilong (IW) NP	Imphal West	12427	PNB	Opened

9	Andro NP	Imphal East	8744	Canara Bank	Not opened.
10	Lamshang NP	Imphal West	8130	Indian Bank	opened
11	Oinam NP	Bishnupur	7161	BOI	opened

Provision for banking services through banking outlets or part-time banking outlets in the villages as on 31.03.2025

Name of District	Total Villages	Above 5000			2000-5000			Below 2000			Total	
		Nos. of Villages	Banked	Unbanked	Nos. of Villages	Banked	Unbanked	Nos. of Villages	Banked	Unbanked	Banked	Unbanked
Imphal West	107	4	4	0	36	36	0	67	67	0	107	0
Imphal East	141	4	4	0	42	42	0	95	95	0	141	0
Jiribam	50	0	0	0	2	2	0	48	48	0	50	0
Thoubal	61	11	11	0	21	21	0	29	29	0	61	0
Kakching	26	6	6	0	20	20	0	10	10	0	26	0
Bishnupur	48	6	6	0	20	20	0	22	22	0	48	0
Churachandpur	507	3	3	0	14	14	0	490	490	0	507	0
Pherzawl	89	0	0	0	2	2	0	87	73	7	75	7
Senapati	136	11	11	0	42	42	0	83	83	0	136	0
Kangpokpi	533	0	0	0	6	6	0	527	527	0	533	0
Tamenglong	117	0	0	0	3	3	0	114	114	0	117	0
Noney	57	0	0	0	4	4	0	53	53	0	57	0
Ukhrul	95	1	1	0	12	12	0	82	82	0	95	0
Kamjong	118	0	0	0	1	1	0	117	106	4	107	4
Chandel	267	0	0	0	1	1	0	266	266	0	267	0
Tengnoupal	163	0	0	0	1	1	0	162	162	0	163	0
Total	2515	46	46	0	217	217	0	2252	2227	11	2504	11

STATE BANK OF INDIA

7. STATEMENT GIVING DETAILS OF DCC/ DLRC MEETINGS HELD DURING April' 2024 To March' 2025

NAME OF THE CIRCLE : North Eastern Circle		(iv)						
S.N O.	NAME OF THE STATE/ U.T	NAME OF THE DISTRICT	DATE OF DISTRICT LEVEL REVIEWING COMMITTEE (DLRC) MEETINGS				WHEITHER ATTENDED BY MPs/MLAs/ZP CHIEFS (Name & Date)	IN CASE NO MEETING CONVENED, REASONS THEREOF*
(i)	(ii)	(iii)	I-Qtr.(April - June)	II-Qtr. (July-Sep)	III-Qtr. (Oct-Dec)	IV-Qtr. (Jan-Mar)	(v)	(vi)
1	MANIPUR	Imphal West	30.08.2024	23.12.2024	19.02.2025		No	
2	MANIPUR	Churachandpur	26.08.2024	16.12.2024	28.02.2025		No	
3	MANIPUR	Thoubal	09.08.2024	08.01.2025	04.02.2025		No	
4	MANIPUR	Kakching	21.08.2024	20.12.2024	19.12.2025		No	
5	MANIPUR	Senapati	20.08.2024	06.12.2024	11.03.2025		No	
6	MANIPUR	Kangpokpi	29.08.2024	27.12.2024	20.03.2025			
7	MANIPUR	Pherzawl	09.08.2024	09.12.2024	03.03.205		No	There is no Bank Branch in Pherzawl District. Thanlon Sub-Division has been reamalgamated to Churachandpur District vide Govt. of Manipur, Revenue Department notification dated 6th January, 2022 published in Manipur Gazette no. 337 dated 7th January, 2022
8	MANIPUR	Bishnupur	20.08.2024	27.12.2024	11-02-2025		No	
9	MANIPUR	Noney	07.08.2024	10.01.2025			No	
10	MANIPUR	Imphal East	27.08.2024	24.12.2024	14-02-2025		No	
11	MANIPUR	Tengnoupal	08.08.2024	13.01.2025	18/02/2025		No	
12	MANIPUR	Ukhrul	19.09.2024	20.01.2025				
13	MANIPUR	Jiribam	16.10.2024				No	
14	MANIPUR	Chandel	09.08.2024	17.12.2024	21.02.2025		No	
15	MANIPUR	Kamjong					No	
16	MANIPUR	Tamenglong	19.08.2024		28-02-2025		No	

*In case the meeting could not be convened during the quarter, reason may be furnished in column No. (vi)

**MINUTES OF THE 81st STATE LEVEL BANKERS' COMMITTEE (SLBC),
MANIPUR MEETING FOR QUARTER ENDING DECEMBER 2024**

The SLBC meeting for the quarter ended December 2024 was held on 18th March, 2025 in the Conference Hall, South Block, Old Secretariat, Imphal. Shri Prashant Kumar Singh, IAS, Chief Secretary, Govt. of Manipur and Chairman of SLBC Manipur chaired the meeting.

The meeting started with self-introduction of the members present. Thereafter Shri Kh. Okendra Singh, Regional Manager, SBI, Imphal & Convenor, SLBC welcomed all the members present offline and online and Shri Namkoi Kangba, Coordinator, SLBC, Manipur presented the agenda items for discussion/deliberations of the House.

List of participants is in **Annexure**.

Agenda 1: REVIEW OF DEPOSITS, ADVANCES & CDR

The CD ratio of the state has been improving over the years and stood at 87% as at the end of December, 2024 quarter as compared to 82% of December, 2023 quarter. However, there is 1 bank with CDR below 40% and 3 banks with CDR between 40% to 60%. IndusInd bank has CDR of 8%, NESFB has CDR of 41%, HDFC bank has CDR of 42% and Bandhan bank has CDR of 51%. The Chair enquired these banks as to why their CDR is so low when so many banks are having CDR of above desired levels. HDFC bank submitted that their CDR has come down due to non-sanctioning of loans due to the crisis in the state and assured the Chair that they will improve CDR in the coming months. The Chair expressed serious concern and advised all the concerned banks to improve their CD ratio.

(Action: Indusind, NESFB, HDFC & Bandhand Bank)

Among the districts, Jiribam district continues to remain below 40% CDR. The banks operating in Jiribam district are Bandhan bank, PNB, SBI, and MSCB with CDR of 5%, 36%, 47% and 100% respectively. The Chair advised SBI as a major bank and PNB as Lead Bank to improve their CDR in the district. SBI and PNB assured the Chair that they will improve the CDR in the district.

(Action: Bandhan, SBI & PNB)

Agenda 2: REVIEW OF PERFORMANCE OF GOVERNMENT FLAGSHIP PROGRAMMES.

The following Government Sponsored Schemes were discussed by the house.

a) Prime Minister's Employment Generating Programme (PMEGP)

The PMEGP target for 2024-25 is 665 and 262 application has been sanctioned till the end of the quarter which has improved from 155 in the previous quarter. Concern was raised that many banks have not sanctioned a single proposal. SBI submitted that they have sanctioned 185 PMEGP loans during March quarter as against 58 during December quarter and assured to achieve the given target during the remaining days of the quarter. The Chair expressed serious concern over the low performance of major banks like PNB, UCO, Axis, ICICI, HDFC, etc and advised them to improve their performance.

(Action: All banks to achieve target)

Among the districts, Pherzawl has no bank branch and hence no PMEGP loan is sanctioned. The Chair stated that absence of banks is a big hurdle in implementing government schemes and asked SBI to open a branch in Pherzawl district at the earliest. Regional Manager, SBI, Imphal assured to take up opening of branch in the next FY in coordination with district administration.

b) Pradhan Mantri Formalization of Micro Food Processing Enterprises Scheme (PMFME)

A total of 287 proposals were sanctioned under the scheme since inception. During the current FY, 29 loans have been sanctioned as against 13 loans during 2023-24. The percentage of rejection is high and pending of proposals with banks is also high. Chairman enquired on the high rate of rejection. Regional Manager, SBI explained that rejections are high as the applicant themselves do not put up proper bankable projects. He also raised the issue of non-receipt of subsidy under the scheme. The Chairman advised the department concerned to look into these issues. On the issue of high pendency of applications, the Chair advised SLBC to provide details of the banks which are not performing in the next meeting.

(Action: DIF & SLBC)

c) PM VISHWAKARMA

Out of the total 4230 applications, only 684 loans have been sanctioned. Percentage of rejection is very high at 46% and 1614 applications are also pending with banks. One of the members informed that most of the applicants have opted for tailoring trade and applications are pending. The concerned department explained that the scheme is now running in only 6 districts as training has not yet started in many hill districts. It was also brought to the notice of the Chair that the Ministry of MSME is fetching Gram Panchayat/Village data from e-Gram Swaraj Portal/LGD Portal. While e-Gram Swaraj Portal has full data, it seems that the MSME's part of portal is not correctly mapped to e-Gram Swaraj Portal/LGD Portal. The matter

has also been taken up with Ministry of MSME. The Chair emphasized the need of extra efforts in implementation of this flagship programme by the Department, District Collectors, training agencies and the banks. He commented that the scheme should be implemented in all districts and not be confined to only a few districts. He advised the concerned department to take up with the agencies for imparting training so as to achieve the desired results. He also advised the district administration to follow it up properly so that the scheme is implemented in right earnest in all the districts.

(Action: TCI Department & District Administrations)

Further, the Chair also acknowledged the poor performance of top private banks like HDFC, ICICI etc. in priority sector lending in Manipur. He observed that the Government deposits in such private sector banks should be linked with their performance in priority sector lending. He asked the officers from Finance Department to call information from all Departments on the Government deposits in these banks and examine vis-à-vis their performance in priority sector lending.

(Action: Finance Department)

d) KISSAN CREDIT CARD (KCC)

A cumulative number of 31661 KCC have been sanctioned in the state amounting to Rs.277.60 crores. The Chair raised serious concern at the very low penetration of KCC in districts of Kamjong, Chandel, Jiribam, etc. Banks have requested Agriculture department to provide list of PM Kissan beneficiaries so that these beneficiaries can be saturated with KCC. The house was also informed that the limit for collateral free agri loan has been enhanced from Rs.1.60 lakh to Rs.2.00 lakhs. NABARD raised the issue of digitization of land records which will help in disbursal of KCC. The Chair enquired on the present status of digitalization of land records and advised the concerned departments to present the status in the next meeting

(Action: Agriculture and Revenue Department)

Agenda 3: REVIEW OF ANNUAL CREDIT PLAN (ACP) ACHIEVEMENT

Banks have achieved overall ACP targets of 101% with 64% in Agri, 82% in MSME, 15% in Other Priority and 134% in Non-Priority. The achievement under other priority was noted as very poor. Regional Manager and Convenor assured the Chair that the ACP targets will be achieved by the year end.

Serious concern was also raised on the loans sanctioned against gold which are classified as priority sector loans without knowing the end use of funds. The Committee noted with concern that the loans against gold appear to be

wrongly being classified without ensuring the end purpose. Representative of RBI clarified that banks were advised to generally verify that agriculture loan is used for the purpose intended. The Chair wanted the details of these gold loans sanctioned, classification bank-wise. SLBC convenor bank was advised to provide the information before the month end.

(Action: SLBC)

Agenda 4: REVIEW OF OPENING BANK BRANCHES IN UNBANKED BLOCKS, UNBANKED URBAN LOCAL BODIES (ULBs) AND UNBANKED RURAL CENTRES

There are 20 unbanked blocks and 6 unbanked ULBs as at the end the quarter. General Manager, RBI pointed out that allotted banks are giving similar comments/remarks for the last many quarters. He also stated that in the previous meeting, allotted banks have been advised to coordinate with the district administration and police authorities in case of security issues. The Chair expressed his displeasure at the slow pace of branch opening. He asked SBI to take the responsibility of opening bank branch at Vangai Range block, Pherzawl district. He also asked SLBC to submit detailed plans of banks for opening of bank branches in unbanked blocks & ULBs along with details of districts, blocks, banks and official responsible for implementing the same.

(Action: SLBC)

Agenda 5: REVIEW OF PERFORMANCE OF ENROLMENT OF SOCIAL SECURITY SCHEMES

The state has enrolled 347366 for PMJJBY out of 1467834 eligible cases i.e. 24% saturation. 782144 has been enrolled for PMSBY out of 2155709 eligible cases i.e. 36% saturation. Only 42% of the target for APY registration has been achieved with 7850 registration against a target of 18590 for the state. Only MRB has achieved more than 100% of the given.

Agenda 6: CREDIT LINKAGE OF FPOs.

General Manager, NABARD submitted that under Central Scheme for formation and promotion of 10,000 FPOs, Manipur has been given target of 40 and NABARD alone has been given target of 28. He also informed that 21 FPOs have been formed by NABARD and requested SLBC to give bank-wise target for credit linkages of FPOs. The Chair advised SLBC to prepare the target and take it as approved instead of waiting for the next meeting. SLBC to furnish targets by the end of the March 2025.

(Action: SLBC)

Agenda 7: REVIEW OF IMPLEMENTATION OF 2ND TIME RELIEF MEASURES TO LOAN BORROWERS AFFECTED BY RIOTS.

The house was informed that as per government notification dated 11th December, 2024, RBI vide their letter dated December 18, 2024 had approved providing of relief measures/restructuring to loan borrowers who have already availed relief measures/restructuring earlier. It was further informed that in view of the clarification provided by the state government vide their letter dated January 2, 2025, the cut-off date for implementation of relief measures was retained as May 3, 2023. A special SLBC meeting was also held on 13.02.2025 to discuss the issue. As follow up of the special SLBC meeting, a meeting of RBI, NABARD and members banks was also held on 18.03.2025 at 11.00 A.M to examine whether relief measures can be extended to loans which were sanctioned after the cut-off date of May 3, 2023. The house was informed by Convenor, SLBC that all banks except MRB have opted not to include loans sanctioned after May 3, 2023 for relief measures/restructuring and it was decided to go by the majority opinion.

General Manager, RBI submitted that for loans sanctioned prior to 3rd May, 2023 and are standard as on date, 36079 borrowers had availed first dose of relief measures/restructuring of loans and all 36079 accounts were allowed to avail second time relief measures. For loan sanctioned after 3rd may, 2023, it may not be possible as the government has not provided a new cut-off date. However, as per extant rules of RBI, every bank can initiate restructuring of loans as per their board's approved policy. In such cases, the banks felt that the accounts will not be upgraded immediately and borrowers' CIBIL will be affected.

Further the house decided as under:

- i) To provide relief measures/moratorium to all 36079 eligible borrower accounts for 2nd time upto 12 months.
- ii) The relief measures/moratorium will be available to all borrowers – Agri & allied, MSME and other retail loans including P-segment loans.
- iii) The implementation period of the relief measures/restructuring of loans for 2nd time who have availed 1st relief measures/restructuring upto 30th June, 2025.

Agenda 8: Review of Opening of RSETIs in Old 9 Districts.

Out of 9 old districts where RSETIs are to be opened, 3 RSETIs are functioning at Churachandpur, Kakching and Imphal West districts. RSETI, Senapati District is expected to operationalize soon. The Chairman emphasized the importance of setting up RSETIs. There was request by LDM, Thoubal District for setting up of RSETI at Thoubal which was

approved by the Chair and allotted to SBI as lead bank for opening of RSETI at Thoubal. Deputy Commissioner, Thoubal District also assured to allocate land for RSETI at Thoubal. Regional Manager, SBI stated that temporary premises allotted for RSETI, Chandel is not suitable. The Chair enquired on the progress of RSETI allotted to PNB. PNB official has stated that they have taken up with their controller. The Chair asked PNB official to submit details of correspondence on the matter.

Agenda 9: BUDS – BANNING OF UNREGULATED DESPOSIT SCHEME

Banks were advised to create awareness among the public against unregulated deposit schemes in the financial literacy camps.

Agenda 10: REVIEW OF FINANCIAL INCLUSION AND FINANCIAL LITERACY

The house was presented the performance of financial inclusion and financial literacy activities by the banks. A total of 720 financial literacy camps were conducted by the banks.

Agenda 11. Miscellaneous with the permission of the Chair.

Implementation of PM Surya Ghar - Muft Bijli Yojana was discussed in the meeting. Commissioner, Power raised the issue that some banks not cooperating for implementation of the scheme. The Chair advised all concerned to implement the scheme as per government guidelines.

Extension of loan interest subvention to transgender persons was raised in the meeting by Social Welfare Department. It was submitted that as per the NHRC advisory for the welfare of transgender persons, a meeting was chaired by Commissioner-cum-Secretary at CM Secretariat on 07.02.2025. In the meeting it was decided to refer the matter of extension of loan interest subvention to transgender persons to help them set up their own businesses to SLBC. It was however submitted by the banking fraternity that as on date no interest subvention scheme is being implemented by the banks for transgender persons as there was no instruction received till date on the subject. However, loans are provided to transgender persons without discrimination. The Chair accepted the submission made by banks.

The tentative SLBC calendar was also approved in the meeting.

The meeting ended with thanks to the Chair.



(Prashant Kumar Singh)
Chief Secretary, Government of Manipur.

**Participants of 81th SLBC Meeting for December Quarter
2024, Dated 18.03.2025, Conference Hall, Old Secretariate.**

State & Central Govt. Department Officials

SL. No.	Name of Participant	Office & Designation	Contact No.
1	Anurag Bajpai	Addl. CS	
2	Dr. I K Muivah	ADGP	9402752341
3	Lenin Lamabam	AIG Spl (Ops)	9612462774
4	Md Ziour Rahaman	CFO/SW	9436206900
5	T Chingthangkomba Meitei	DD/DIF	9366248931
6	N Bandana	MSRLM	
7	Y Robita		
8	M Joy Singh		
9	Ranjan Yunam	Dir DIF	6909363230
10	Sumant Singh	Comm. RD/Health	
11	Arun Kumar singh	PS (Agri)	
12	J Philen Meitei	Dir Fishery	9436894440
13	Yeite Koireng	Horticulture Dept	9612811846
14	Anjali Chongtham		8132066044
15	Kh Bobby Singh	MSLRM	8794708088
16	G Kavita Devi		8415981782
17	Peter Salam	Dir. Agri	7005257760
18	L Meena Devi	IO, IT	7085005190

RBI & NABARD Officials

SL. No.	Name of Participant	Office & Designation	Contact No.
1	N Sridhar	RBI	9930257778
2	Partha Mandal	Nabard	9163338412
3	Dineshor Thoudam	Nabard	9402442549

Bank Officials			
SL. No.	Name of Participant	Office & Designation	Contact No.
1	Manashi Chakrabarti	PNB	9602856000
2	Abhay Kumar	MRB	8171997875
3	Ngangom Gopeshor Singh	HDFC	8974805384
4	YS Themyo	Canara Bank	8257087344
5	P Indrakumar Singh	Axis	7005492303
6	S Binoy Singh	Axis	9678068860
7	P Nareshkumar	MRB	8794627025
8	L Angouba Singh	MSCB Ltd	9863314061
9	N Randhir Singh	MSCB Ltd	9383117488
10	Hatadip Barman	PNB	8585004480
11	Soubam Pinaki	BOI	9366973157
12	Ratan Laishram	BOB	8733009030
13	I Dinachandra	UNI	8837369089
14	Thanluna Gangmei	BOM	8119846363
15	Ch Ningthouba Meitei		8974369786
16	W Labinchandra singh	IPPB	9366175682
17	ST Kishore	Bandhan Bank	8837403934
18	Potsahngbam Shashikanta Singh	Yes	8414877989
19	Medarshim Charanga	IDBI	8787414816
20	Khoisom Bankimchandra	IOB	7002401225
21	N Bigyanda	UCO	8414966767
22	Kh Kananbala	UCO	9862609977
23	Y Ibochou Singh	PNB	7005270481
24	Laishram Joychandra	Indusind Bank	7005315365
25	W Birendra Singh	PNB	7085055792
26	Asem Robert Singh	ICICI	8415920847

Convanor Bank Officials			
SL. No.	Name of Participant	Office & Designation	Contact No.
1	Kh Okendra Singh	SBI	9436033962
2	N Kangba	SBI	8974037411
3	A Altias	SBI	7005389821
4	Dr Meitram Uttam Luwang	SBI	9485435606
5	Pritameshwor Samom	SBI	7085057170
6	Th Rameshwor Singh	SBI	9862222382
Officials attended through VC			
SL. No.	Name of Participant	Office & Designation	Contact No.
1	DC Bishnupur		
2	DC IE/IW		
3	DC Kakching		
4	DC Kamjong		
5	DC Pherzawl		
6	DC Tengnoupal		
7	DC Thoubal		
8	LDM Churachandpur		
9	P Premamanda singh		
10	Santanu Saha Canara Bank		
11	SBI LHO Guwahati		
12	ADC KPI		
13	BOB Jorhat		
14	ADC Churachandpur		
15	DC Noney		
16	SLBC Guwahati		
17	UCO ZM Agartala		
18	VK Singh		
19	Sukanta pal		